

STEIN PROPBUILD PRIVATE LIMITED
BALANCE SHEET AS AT 31 MARCH 2022
(Amount in rupees hundred, unless otherwise stated)

	Notes	As at 31 March 2022	As at 31 March 2021
ASSETS			
Current assets			
Inventories	4	6,69,806.39	6,52,286.46
Financial assets			
Cash and cash equivalents	5	150.92	238.84
Total Assets		6,69,957.31	6,52,525.30
EQUITY AND LIABILITIES			
Equity			
Equity share capital	6	1,000.00	1,000.00
Other equity	7	(3,109.07)	(3,001.60)
Total equity		(2,109.07)	(2,001.60)
LIABILITIES			
Current liabilities			
Financial liabilities			
Trade payables	8	-	-
-total outstanding dues of micro and small enterprises		59.00	59.00
-total outstanding dues other than micro and small enterprises	9	6,72,007.38	6,54,467.90
Other current liabilities			
Total liabilities		6,72,066.38	6,54,526.90
Total Equity and Liabilities		6,69,957.31	6,52,525.30

Summary of significant accounting policies

The accompanying notes are an integral part of the financial statements.

As per our report of even date

For **Rajeev & Ajay**
Firm registration No : 009977N
Chartered Accountants

Ajay Kumar Sachdeva
Partner
Membership No. : 084302



For and on behalf of the Board of Directors of
STEIN PROPBUILD PRIVATE LIMITED

Reena
Director
DIN- 08129092

Amitava Chattopadhyay
Director
DIN- 07150600

Place : New Delhi
Date : 26 May 2022

STEIN PROPBUILD PRIVATE LIMITED
STATEMENT OF PROFIT AND LOSS FOR THE YEAR ENDED 31 MARCH 2022
(Amount in rupees hundred, unless otherwise stated)

Particulars	Notes	31 March 2022	31 March 2021
Revenue from operations		-	-
Total Income (I)		-	-
EXPENSES			
Finance costs	10	12.39	6.49
Other expenses	11	95.08	118.66
Total Expenses (II)		107.47	125.15
Profit/(Loss) before tax from continuing operations (I-II)		(107.47)	(125.15)
Tax expense:			
Current tax		-	-
Profit/(Loss) for the year from continuing operations		(107.47)	(125.15)
Other Comprehensive Income		-	-
Total other comprehensive income for the year, net of tax		-	-
Total comprehensive income/(loss) for the year, net of tax		(107.47)	(125.15)
Earnings per equity share (computed on the basis of profit/(loss) for the year):	12		
(1) Basic		(1.07)	(1.25)
(2) Diluted		(1.07)	(1.25)

Summary of significant accounting policies

3

The accompanying notes are an integral part of the financial statements.

As per our report of even date

For Rajeev & Ajay

Firm registration No : 009977N

Chartered Accountants

Ajay Kumar Sachdeva

Ajay Kumar Sachdeva

Partner

Membership No. : 084302



For and on behalf of the Board of Directors of
STEIN PROPBUILD PRIVATE LIMITED

Reena

Reena

Director

DIN- 08129092

Amitava Chattopadhyay

Amitava Chattopadhyay

Director

DIN- 07150600

Place : New Delhi

Date : 26 May 2022

STENT PROPBUILD PRIVATE LIMITED
BALANCE SHEET AS AT 31 MARCH 2022
(Amount in rupees hundred, unless otherwise stated)

	Notes	As at 31 March 2022	As at 31 March 2021
ASSETS			
Current assets			
Financial assets			
Cash and cash equivalents	4	284.03	890.51
Other financial assets	5	48,069.10	48,069.10
		48,353.13	48,959.61
Total Assets		48,353.13	48,959.61
EQUITY AND LIABILITIES			
Equity			
Equity share capital	6	1,000.00	1,000.00
Other equity	7	(1,613.89)	(1,502.96)
Total equity		(613.89)	(502.96)
LIABILITIES			
Current liabilities			
Financial liabilities			
Trade payables	8	-	-
-total outstanding dues of micro and small enterprises		-	-
-total outstanding dues other than micro and small enterprises		59.00	59.00
Other current liabilities	9	48,908.02	49,403.57
Total liabilities		48,967.02	49,462.57
Total Equity and Liabilities		48,353.13	48,959.61

Summary of significant accounting policies 3

The accompanying notes are an integral part of the financial statements.

As per our report of even date

For Rajeev & Ajay
Firm registration No : 009977N
Chartered Accountants

Ajay Kumar Sachdeva
Partner
Membership No. : 084302



For and on behalf of the Board of Directors of
STENT PROPBUILD PRIVATE LIMITED

Lokesh Maria
Director
DIN- 09337859

Rahul
Director
DIN- 09331369

Place : New Delhi
Date : 26 May 2022

STENT PROPBUILD PRIVATE LIMITED
STATEMENT OF PROFIT AND LOSS FOR THE YEAR ENDED 31 MARCH 2022
(Amount in rupees hundred, unless otherwise stated)

Particulars	Notes	31 March 2022	31 March 2021
Revenue from operations		-	-
Total Income (I)		-	-
EXPENSES			
Finance costs	10	6.49	6.49
Other expenses	11	104.44	95.06
Total Expenses (II)		110.93	101.55
Profit/(Loss) before tax from continuing operations (I-II)		(110.93)	(101.55)
Tax expense:			
Current Tax		-	-
Profit/(Loss) for the year from continuing operations		(110.93)	(101.55)
Other Comprehensive Income		-	-
Total other comprehensive income for the year, net of tax		-	-
Total comprehensive income/(loss) for the year, net of tax		(110.93)	(101.55)
Earnings per equity share (computed on the basis of profit/(loss) for the year):	12		
(1) Basic		(1.11)	(1.02)
(2) Diluted		(1.11)	(1.02)

Summary of significant accounting policies

3

The accompanying notes are an integral part of the financial statements.

As per our report of even date

For Rajeev & Ajay

Firm registration No : 009977N

Chartered Accountants

Ajay Kumar Sachdeva
Partner

Membership No. : 084302



For and on behalf of the Board of Directors of
STENT PROPBUILD PRIVATE LIMITED

Lokesh Maria
Director
DIN- 09337859

Rahul
Director
DIN- 09331369

Place : New Delhi
Date : 26 May 2022

STRUT PROPBUILD PRIVATE LIMITED
BALANCE SHEET AS AT 31 MARCH 2022
(Amount in rupees hundred, unless otherwise stated)

	Notes	As at 31 March 2022	As at 31 March 2021
ASSETS			
Current assets			
Financial assets			
Cash and cash equivalents	4	242.23	248.71
Total Assets		242.23	248.71
EQUITY AND LIABILITIES			
Equity			
Equity share capital	5	1,000.00	1,000.00
Other equity	6	(3,007.19)	(2,902.50)
Total equity		(2,007.19)	(1,902.50)
LIABILITIES			
Current liabilities			
Financial liabilities			
Trade payables	7	-	-
-total outstanding dues of micro and small enterprises		59.00	59.00
- total outstanding dues other than micro and small enterprises	8	2,190.42	2,092.21
Other current liabilities			
Total liabilities		2,249.42	2,151.21
Total Equity and Liabilities		242.23	248.71
Summary of significant accounting policies			
	3		

The accompanying notes are an integral part of the financial statements.

As per our report of even date

For Rajeev & Ajay
Firm registration No : 009977N
Chartered Accountants

Ajay Kumar Sachdeva
Partner
Membership No. : 084302



For and on behalf of the Board of Directors of
STRUT PROPBUILD PRIVATE LIMITED

Rahul
Director
DIN- 09331369

Ovais Ali Khan
Director
DIN- 08455167

Place : New Delhi
Date : 26 May 2022

STRUT PROPBUILD PRIVATE LIMITED
STATEMENT OF PROFIT AND LOSS FOR THE YEAR ENDED 31 MARCH 2022
(Amount in rupees hundred, unless otherwise stated)

Particulars	Notes	31 March 2022	31 March 2021
Revenue from operations		-	-
Total Income (I)		-	-
EXPENSES			
Finance costs	9	6.49	6.50
Other expenses	10	98.20	98.18
Total Expenses (II)		104.69	104.68
Profit/(Loss) before tax from continuing operations (I-II)		(104.69)	(104.68)
Tax expense			
Current Tax		-	-
Profit/(Loss) for the year from continuing operations		(104.69)	(104.68)
Other Comprehensive Income		-	-
Total other comprehensive income for the year, net of tax		-	-
Total comprehensive income/(loss) for the year, net of tax		(104.69)	(104.68)
Earnings per equity share (computed on the basis of profit/(loss) for the year):	11		
(1) Basic		(1.05)	(1.05)
(2) Diluted		(1.05)	(1.05)

Summary of significant accounting policies

3

The accompanying notes are an integral part of the financial statements.

As per our report of even date

For Rajeev & Ajay

Firm registration No : 00995774
Chartered Accountants

Ajay Kumar Sachdeva
Partner
Membership No. : 084302



For and on behalf of the Board of Directors of
STRUT PROPBUILD PRIVATE LIMITED

Rahul
Director
DIN- 09331369

Ovais Ali Khan
Director
DIN- 08455167

Place : New Delhi
Date : 26 May 2022

SUKHJIT PROJECTS PRIVATE LIMITED
BALANCE SHEET AS AT 31 MARCH 2022
(Amount in rupees hundred, unless otherwise stated)

	Notes	As at 31 March 2022	As at 31 March 2021
ASSETS			
Non-current assets			
Financial Assets			
Investments	4	3,17,719.57	3,17,719.57
		3,17,719.57	3,17,719.57
Current assets			
Financial assets			
Cash and cash equivalents	5	218.22	224.71
		218.22	224.71
Total Assets		3,17,937.79	3,17,944.28
EQUITY AND LIABILITIES			
Equity			
Equity share capital	6	1,000.00	1,000.00
Other equity	7	(5,269.08)	(5,159.39)
Total equity		(4,269.08)	(4,159.39)
LIABILITIES			
Current liabilities			
Financial liabilities			
Trade payables	8	-	-
-total outstanding dues of micro and small enterprises		-	-
-total outstanding dues other than micro and small enterprises		59.00	59.00
Other current liabilities	9	3,22,147.87	3,22,044.67
Total liabilities		3,22,206.87	3,22,103.67
Total Equity and Liabilities		3,17,937.79	3,17,944.28

Summary of significant accounting policies

3

The accompanying notes are an integral part of the financial statements.

As per our report of even date


For Rajeev & Ajay
Firm registration No. 909977N
Chartered Accountants


Ajay Kumar Sachdeva
Partner
Membership No. 684302

Place : New Delhi
Date : 26 May 2022

For and on behalf of the Board of Directors of
SUKHJIT PROJECTS PRIVATE LIMITED


Vinod Balhara
Director
DIN-08129149


Manish Kumar
Director
DIN- 08376582

SUKHJIT PROJECTS PRIVATE LIMITED
STATEMENT OF PROFIT AND LOSS FOR THE YEAR ENDED 31 MARCH 2022
(Amount in rupees hundred, unless otherwise stated)

Particulars	Notes	31 March 2022	31 March 2021
Revenue from operations		-	-
Total Income (I)		-	-
EXPENSES			
Finance costs	10	6.49	6.49
Other expenses	11	103.20	122.67
Total Expenses (II)		109.69	129.16
Profit/(Loss) before tax from continuing operations (I-II)		(109.69)	(129.16)
Tax expense:			
Current Tax		-	-
Profit/(Loss) for the year from continuing operations		(109.69)	(129.16)
Other Comprehensive Income		-	-
Total other comprehensive income for the year, net of tax		-	-
Total comprehensive income/(loss) for the year, net of tax		(109.69)	(129.16)
Earnings per equity share (computed on the basis of profit/(loss) for the year):	12		
(1) Basic		(1.10)	(1.29)
(2) Diluted		(1.10)	(1.29)

Summary of significant accounting policies

3

The accompanying notes are an integral part of the financial statements.

As per our report of even date

For Rajeev & Ajay
Firm registration No : 009977N
Chartered Accountants

Ajay Kumar Sachdeva
Partner
Membership No. 5084302



For and on behalf of the Board of Directors of
SUKHJIT PROJECTS PRIVATE LIMITED

Vinod Balhara
Director
DIN-08129149

Manish Kumar
Director
DIN- 08376582

Place : New Delhi
Date : 26 May 2022


TACERY BUILDERS PRIVATE LIMITED
BALANCE SHEET AS AT 31 MARCH 2022
(Amount in rupees hundred, unless otherwise stated)

	Notes	As at 31 March 2022	As at 31 March 2021
ASSETS			
Current assets			
Inventories	4	11,87,784.53	11,87,784.53
Financial assets			
Cash and cash equivalents	5	251.25	730.55
Other financial assets	6	42,585.73	42,585.73
Total Assets		12,30,621.51	12,31,100.81
EQUITY AND LIABILITIES			
Equity			
Equity share capital	7	1,000.00	1,000.00
Other equity	8	(2,754.24)	(2,646.38)
Total equity		(1,754.24)	(1,646.38)
LIABILITIES			
Current liabilities			
Financial liabilities			
Trade payables	9	-	72.76
-total outstanding dues of micro and small enterprises		59.00	59.00
-total outstanding dues other than micro and small enterprises			
Other current liabilities	10	12,32,316.75	12,32,615.43
Total liabilities		12,32,375.75	12,32,747.19
Total Equity and Liabilities		12,30,621.51	12,31,100.81
Summary of significant accounting policies	3		

The accompanying notes are an integral part of the financial statements.


As per our report of even date


For **NAV RATN & CO LLP**
Firm Reg. No.: N500107
Chartered Accountants


Nitish Mittal
Partner
Membership No.: 095371



For and on behalf of the Board of Directors of
TACERY BUILDERS PRIVATE LIMITED


Vinod Balhara
Director
DIN-08129149


Manish Kumar
Director
DIN-08376582

Place : Gurugram
Date : 26 May 2022

TACERY BUILDERS PRIVATE LIMITED
STATEMENT OF PROFIT AND LOSS FOR THE YEAR ENDED 31 MARCH 2022
(Amount in rupees hundred, unless otherwise stated)

Particulars	Notes	31 March 2022	31 March 2021
Revenue from operations	11	-	518.75
Total Income		-	518.75
EXPENSES			
Other expenses	12	101.32	118.66
Finance costs	13	6.54	6.49
Total Expenses		107.86	125.15
Profit/(loss) before tax from continuing operations		(107.86)	393.60
Tax expense:			
Current tax		-	-
Profit/(Loss) for the year from continuing operations		(107.86)	393.60
Other comprehensive income		-	-
Total other comprehensive income for the year, net of tax		-	-
Total comprehensive income/(loss) for the year, net of tax		(107.86)	393.60
Earnings per equity share:	14		
(1) Basic		(1.08)	3.94
(2) Diluted		(1.08)	3.94

Summary of significant accounting policies

3

The accompanying notes are an integral part of the financial statements.

As per our report of even date

For **NAVRATN & CO LLP**
Firm Reg. No.: N500107
Chartered Accountants

Nitish Mittal
Partner
Membership No.: 095371



For and on behalf of the Board of Directors of
TACERY BUILDERS PRIVATE LIMITED

Vinod Balhara
Director
DIN-08129149

Manish Kumar
Director
DIN-08376582

Place : Gurugram
Date : 26 May 2022

TANMAY DEVELOPERS PRIVATE LIMITED
BALANCE SHEET AS AT 31 MARCH 2022
(Amount in rupees hundred, unless otherwise stated)

	Notes	As at 31 March 2022	As at 31 March 2021
ASSETS			
Current assets			
Inventories	4	45,20,394.97	45,78,327.08
Financial assets			
Cash and cash equivalents	5	299.20	279.25
Other financial assets	6	34,890.39	34,890.39
Other current assets	7	12,106.85	12,106.85
Total Assets		45,67,691.41	46,25,603.57
EQUITY AND LIABILITIES			
Equity			
Equity share capital	8	1,000.00	1,000.00
Other equity	9	(72,599.44)	(69,972.56)
Total equity		(71,599.44)	(68,972.56)
LIABILITIES			
Current liabilities			
Financial liabilities			
Trade payables	10	-	-
-total outstanding dues of micro and small enterprises		59.00	59.00
-total outstanding dues other than micro and small enterprises		-	-
Other current liabilities	11	46,39,231.85	46,94,517.13
Total liabilities		46,39,290.85	46,94,576.13
Total Equity and Liabilities		45,67,691.41	46,25,603.57

Summary of significant accounting policies

3

The accompanying notes are an integral part of the financial statements.

As per our report of even date

For N A V R A T N & CO LLP
Firm Reg. No.: N500107
Chartered Accountants

Nitish Mittal
Nitish Mittal
Partner
Membership No.: 095371



For and on behalf of the Board of Directors of
TANMAY DEVELOPERS PRIVATE LIMITED

P. K. Saini
Pravesh Kumar
Director
DIN-08376738

Ovais Ali Khan
Ovais Ali Khan
Director
DIN-08455167

Place : Gurugram
Date : 26 May 2022

TANMAY DEVELOPERS PRIVATE LIMITED
STATEMENT OF PROFIT AND LOSS FOR THE YEAR ENDED 31 MARCH 2022
 (Amount in rupees hundred, unless otherwise stated)

Particulars	Notes	31 March 2022	31 March 2021
Revenue from operations	12	89.29	-
Total Income		89.29	-
EXPENSES			
Finance costs	13	6.49	11.06
Other expenses	14	2,709.68	1,420.67
Total Expenses		2,716.17	1,431.73
Profit/(Loss) before tax from continuing operations		(2,626.88)	(1,431.73)
Tax expense:			
Current tax		-	-
Profit/(Loss) for the year from continuing operations		(2,626.88)	(1,431.73)
Other comprehensive income		-	-
Total other comprehensive income for the year, net of tax		-	-
Total comprehensive (loss) for the year, net of tax		(2,626.88)	(1,431.73)
Earnings per equity shares:	15		
(1) Basic		(26.27)	(0.14)
(2) Diluted		(26.27)	(0.14)

Summary of significant accounting policies

3

The accompanying notes are an integral part of the financial statements.

As per our report of even date

For NAVRATN & CO LLP

Firm Reg. No.: N500107
 Chartered Accountants

Nirish Mittal
 Nirish Mittal
 Partner
 Membership No.: 09537



Place : Gurugram
 Date : 26 May 2022

**For and on behalf of the Board of Directors of
 TANMAY DEVELOPERS PRIVATE LIMITED**

P.K. Saini
 Pravesh Kumar
 Director
 DIN-08376738

Ovais
 Ovais Ali Khan
 Director
 DIN-08455167


TINNITUS BUILDERS PRIVATE LIMITED
BALANCE SHEET AS AT 31 MARCH 2022
(Amount in rupees hundred, unless otherwise stated)

	Notes	As at 31 March 2022	As at 31 March 2021
ASSETS			
Current assets			
Financial assets			
Cash and cash equivalents	4	243.05	249.53
Other current assets	5	-	-
Total Assets		243.05	249.53
EQUITY AND LIABILITIES			
Equity			
Equity share capital	6	1,000.00	1,000.00
Other equity	7	(1,68,958.64)	(1,68,853.95)
Total equity		(1,67,958.64)	(1,67,853.95)
LIABILITIES			
Current liabilities			
Financial liabilities			
Trade payables	8	-	-
-total outstanding dues of micro and small enterprises		59.00	59.00
-total outstanding dues other than micro and small enterprises	9	1,68,142.68	1,68,044.48
Other current liabilities			
Total liabilities		1,68,201.68	1,68,103.48
Total Equity and Liabilities		243.05	249.53
Summary of significant accounting policies	3		

The accompanying notes are an integral part of the financial statements.


As per our report of even date


For Rajeev & Ajay
Firm registration No : 009977N
Chartered Accountants


Ajay Kumar Sachdeva
Partner
Membership No. : 084302



For and on behalf of the Board of Directors of
TINNITUS BUILDERS PRIVATE LIMITED


Amitava Chattopadhyay
Director
DIN- 07150600


Dhiraj Kumar Singh
Director
DIN- 08375395

Place : New Delhi
Date : 26 May 2022


TINNITUS BUILDERS PRIVATE LIMITED
STATEMENT OF PROFIT AND LOSS FOR THE YEAR ENDED 31 MARCH 2022
(Amount in rupees hundred, unless otherwise stated)

Particulars	Notes	31 March 2022	31 March 2021
Revenue from operations		-	-
Total Income (I)		-	-
EXPENSES			
Finance costs	10	6.49	6.49
Other expenses	11	98.20	118.67
Total Expenses (II)		104.69	125.16
Profit/(Loss) before tax from continuing operations (I-II)		(104.69)	(125.16)
Tax expense:			
Current Tax		-	-
Profit/(Loss) for the year from continuing operations		(104.69)	(125.16)
Other Comprehensive Income		-	-
Total other comprehensive income for the year, net of tax		-	-
Total comprehensive income/(loss) for the year, net of tax		(104.69)	(125.16)
Earnings per equity share (computed on the basis of profit/(loss) for the year):	12		
(1) Basic		(1.05)	(1.25)
(2) Diluted		(1.05)	(1.25)
Summary of significant accounting policies	3		

The accompanying notes are an integral part of the financial statements.

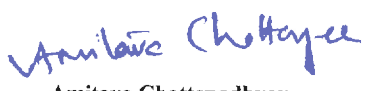
As per our report of even date


For Rajeev & Ajay
Firm registration No : 009977N
Chartered Accountants


Ajay Kumar Sachdeva
Partner
Membership No. : 084302



For and on behalf of the Board of Directors of
TINNITUS BUILDERS PRIVATE LIMITED


Amitava Chattopadhyay
Director
DIN- 07150600


Dhiraj Kumar Singh
Director
DIN- 08375395

Place : New Delhi
Date : 26 May 2022

TOCSIN BUILDERS PRIVATE LIMITED
BALANCE SHEET AS AT 31 MARCH 2022
(Amount in rupees hundred, unless otherwise stated)

	Notes	As at 31 March 2022	As at 31 March 2021
ASSETS			
Current assets			
Inventories	4	12,36,090.39	14,08,586.71
Financial assets			
Cash and cash equivalents	5	209.82	216.31
Other financial assets	6	1,11,297.02	-
Other current assets	7	39,294.45	39,294.45
Total Assets		13,86,891.68	14,48,097.47
EQUITY AND LIABILITIES			
Equity			
Equity share capital	8	1,000.00	1,000.00
Other equity	9	(77,619.60)	(77,632.41)
Total equity		(76,619.60)	(76,632.41)
LIABILITIES			
Current liabilities			
Financial liabilities			
Trade payables	10	-	-
-total outstanding dues of micro and small enterprises		59.00	59.00
-total outstanding dues other than micro and small enterprises			
Other current liabilities	11	14,63,452.28	15,24,670.88
Total liabilities		14,63,511.28	15,24,729.88
Total Equity and Liabilities		13,86,891.68	14,48,097.47
Summary of significant accounting policies	3		

The accompanying notes are an integral part of the financial statements.

As per our report of even date

For N A V R A T N & CO LLP
Firm Reg. No.: N500107
Chartered Accountants

Nitish Mittal
Partner
Membership No.: 095371



For and on behalf of the Board of Directors of
TOCSIN BUILDERS PRIVATE LIMITED

V. Radha Krishna
Director
DIN-05268278

Dhiraj Kumar Singh
Director
DIN-08375395

Place : Gurugram
Date : 26 May 2022

TOCSIN BUILDERS PRIVATE LIMITED
STATEMENT OF PROFIT AND LOSS FOR THE YEAR ENDED 31 MARCH 2022
(Amount in rupees hundred, unless otherwise stated)

Particulars	Notes	31 March 2022	31 March 2021
Revenue from operations	12	123.73	133.46
Total Income		123.73	133.46
EXPENSES			
Finance costs	13	6.49	7.91
Other expenses	14	104.43	118.66
Total Expenses		110.92	126.57
Profit / (Loss) before tax		12.81	6.89
Tax expense:			
Current tax		-	-
Profit / (Loss) for the year		12.81	6.89
Other comprehensive income/(loss)		-	-
Total other comprehensive income/(loss) for the year, net of tax		-	-
Total comprehensive income/(loss) for the year, net of tax		12.81	6.89
Earnings per equity share:	15		
(1) Basic		0.13	0.07
(2) Diluted		0.13	0.07
Summary of significant accounting policies	3		

The accompanying notes are an integral part of the financial statements.


As per our report of even date


For **NAV RATN & CO LLP**
Firm Reg. No.: N500107
Chartered Accountants


Nitish Mittal
Partner
Membership No.: 095371



For and on behalf of the Board of Directors of
TOCSIN BUILDERS PRIVATE LIMITED


Vazhakkate Radha Krishna
Director
DIN-05268278


Dhiraj Kumar Singh
Director
DIN-08375395

Place : Gurugram
Date : 26 May 2022

TOFF BUILDERS PRIVATE LIMITED
BALANCE SHEET AS AT 31 MARCH 2022
(Amount in rupees hundred, unless otherwise stated)

	Notes	As at 31 March 2022	As at 31 March 2021
ASSETS			
Current assets			
Inventories	4	4,83,666.62	4,89,745.17
Financial assets			
Cash and cash equivalents	5	210.01	216.50
Other financial assets	6	2,720.62	-
Other current assets	7	-	-
Total Assets		4,86,597.25	4,89,961.67
EQUITY AND LIABILITIES			
Equity			
Equity share capital	8	1,000.00	1,000.00
Other equity	9	(3,67,011.72)	(3,66,900.80)
Total equity		(3,66,011.72)	(3,65,900.80)
LIABILITIES			
Current liabilities			
Financial liabilities			
Trade payables	10	-	-
-total outstanding dues of micro and small enterprises		59.00	59.00
-total outstanding dues other than micro and small enterprises			
Other current liabilities	11	8,52,549.97	8,55,803.47
Total liabilities		8,52,608.97	8,55,862.47
Total Equity and Liabilities		4,86,597.25	4,89,961.67
Summary of significant accounting policies	3		

The accompanying notes are an integral part of the financial statements.

As per our report of even date

For N A V R A T N & C O L L P
Firm Reg. No.: N500107
Chartered Accountants

Nitish Mittal
Partner
Membership No.: 093371



For and on behalf of the Board of Directors of
TOFF BUILDERS PRIVATE LIMITED

V. Radha Krishna Kumar Chand
Director Director
DIN-05268278 DIN-08380333

Place : Gurugram
Date : 26 May 2022

TOFF BUILDERS PRIVATE LIMITED
STATEMENT OF PROFIT AND LOSS FOR THE YEAR ENDED 31 MARCH 2022
(Amount in rupees hundred, unless otherwise stated)

Particulars	Notes	31 March 2022	31 March 2021
Revenue from operations		-	-
Total Income		-	-
EXPENSES			
Finance costs	12	6.49	6.49
Other expenses	13	104.43	118.65
Total Expenses		110.92	125.14
(Loss) before tax from continuing operations		(110.92)	(125.14)
Tax expense:			
Current tax		-	-
(Loss) for the year from continuing operations		(110.92)	(125.14)
Other comprehensive income		-	-
Total other comprehensive income for the year, net of tax		-	-
Total comprehensive (loss) for the year, net of tax		(110.92)	(125.14)
Earnings per equity share:	14		
(1) Basic		(1.11)	(1.25)
(2) Diluted		(1.11)	(1.25)
Summary of significant accounting policies	3		

The accompanying notes are an integral part of the financial statements.

As per our report of even date


For **NAV RATN & CO LLP**
Firm Reg. No.: N500107
Chartered Accountants



Nitish Mittal
Partner
Membership No.: 095371



Place : Gurugram
Date : 26 May 2022

For and on behalf of the Board of Directors of
TOFF BUILDERS PRIVATE LIMITED


Vazhakkate Radha Krishna
Director
DIN-05268278


Kumar Chand
Director
DIN-08380333

TOME BUILDERS PRIVATE LIMITED
BALANCE SHEET AS AT 31 MARCH 2022
(Amount in rupees hundred, unless otherwise stated)

	Notes	As at 31 March 2022	As at 31 March 2021
ASSETS			
Current assets			
Financial assets			
Cash and cash equivalents	4	242.52	249.01
Total Assets		242.52	249.01
EQUITY AND LIABILITIES			
Equity			
Equity share capital	5	1,000.00	1,000.00
Other equity	6	(2,51,716.96)	(2,51,612.27)
Total equity		(2,50,716.96)	(2,50,612.27)
LIABILITIES			
Current liabilities			
Financial liabilities			
Trade payables	7	-	-
-total outstanding dues of micro and small enterprises		59.00	59.00
-total outstanding dues other than micro and small enterprises	8	2,50,900.48	2,50,802.28
Other current liabilities		2,50,959.48	2,50,861.28
Total liabilities		242.52	249.01
Total Equity and Liabilities		242.52	249.01
Summary of significant accounting policies	3		

The accompanying notes are an integral part of the financial statements.

As per our report of even date

For Rajeev & Ajay
Firm registration No : 009977N
Chartered Accountants

Ajay Kumar Sachdeva
Partner
Membership No. : 084307



For and on behalf of the Board of Directors of
TOME BUILDERS PRIVATE LIMITED

Kumar Chand
Director
DIN- 08380333

Vazhakkate Radha Krishna
Director
DIN- 05268278

(Signature of Kumar Chand)

(Signature of Vazhakkate Radha Krishna)

Place : New Delhi
Date : 26 May 2022

TOME BUILDERS PRIVATE LIMITED
STATEMENT OF PROFIT AND LOSS FOR THE YEAR ENDED 31 MARCH 2022
(Amount in rupees hundred, unless otherwise stated)

Particulars	Notes	31 March 2022	31 March 2021
Revenue from operations		-	-
Total Income (I)		-	-
EXPENSES			
Finance costs	9	6.49	6.49
Other expenses	10	98.20	118.66
Total Expenses (II)		104.69	125.15
Profit/(Loss) before tax from continuing operations (I-II)		(104.69)	(125.15)
Tax expense:			
Current Tax		-	-
Profit/(Loss) for the year from continuing operations		(104.69)	(125.15)
Other Comprehensive Income		-	-
Total other comprehensive income for the year, net of tax		-	-
Total comprehensive income/(loss) for the year, net of tax		(104.69)	(125.15)
Earnings per equity share (computed on the basis of profit/(loss) for the year):	11		
(1) Basic		(1.05)	(1.25)
(2) Diluted		(1.05)	(1.25)

Summary of significant accounting policies

3

The accompanying notes are an integral part of the financial statements.

As per our report of even date

For Rajeev & Ajay

Firm registration No : 009977N

Chartered Accountants

Ajay Kumar Sachdeva

Partner

Membership No. : 084392



For and on behalf of the Board of Directors of

TOME BUILDERS PRIVATE LIMITED

Kumar Chand

Director

DIN- 08380333

Vazhakkate Radha Kris

Director

DIN- 05268278

Place : New Delhi

Date : 26 May 2022

TOMTOM BUILDERS PRIVATE LIMITED
BALANCE SHEET AS AT 31 MARCH 2022
(Amount in rupees hundred, unless otherwise stated)

	Notes	As at 31 March 2022	As at 31 March 2021
ASSETS			
Current assets			
Inventories	4	22,14,906.42	22,14,906.42
Financial assets			
Cash and cash equivalents	5	301.64	249.60
Other current assets	6	42,369.04	42,369.04
		22,57,577.10	22,57,525.06
Total Assets		22,57,577.10	22,57,525.06
EQUITY AND LIABILITIES			
Equity			
Equity share capital	7	1,000.00	1,000.00
Other equity	8	(5,83,357.65)	(5,67,518.06)
Total equity		(5,82,357.65)	(5,66,518.06)
LIABILITIES			
Current liabilities			
Financial liabilities			
Trade payables	9	-	-
-total outstanding dues of micro and small enterprises		59.00	59.00
-total outstanding dues other than micro and small enterprises			
Other current liabilities	10	28,39,821.55	28,23,929.92
Current tax liabilities (net)	11	54.20	54.20
Total liabilities		28,39,934.75	28,24,043.12
Total Equity and Liabilities		22,57,577.10	22,57,525.06

Summary of significant accounting policies

The accompanying notes are an integral part of the financial statements.

As per our report of even date

For Rajeev & Ajay
Firm registration No : 009977N
Chartered Accountants

Ajay Kumar Sachdeva
Partner
Membership No. : 084362



For and on behalf of the Board of Directors of
TOMTOM BUILDERS PRIVATE LIMITED

Naveen Chauhan
Director
DIN- D8

Jitesh Sharma
Director
DIN- 08428478

Place : New Delhi
Date : 26 May 2022

TOMTOM BUILDERS PRIVATE LIMITED
STATEMENT OF PROFIT AND LOSS FOR THE YEAR ENDED 31 MARCH 2022
(Amount in rupees hundred, unless otherwise stated)

Particulars	Notes	31 March 2022	31 March 2021
Revenue from operations		-	-
Total Income (I)		-	-
EXPENSES			
Finance costs	12	7.02	6.49
Other expenses	13	15,832.57	6,018.66
Total Expenses (II)		15,839.59	6,025.15
Profit/(Loss) before tax from continuing operations (I-II)		(15,839.59)	(6,025.15)
Tax expense:			
Current tax		-	-
Profit/(Loss) for the year from continuing operations		(15,839.59)	(6,025.15)
Other comprehensive income		-	-
Total other comprehensive income for the year, net of tax		-	-
Total comprehensive income/(loss) for the year, net of tax		(15,839.59)	(6,025.15)
Earnings per equity share:	14		
(1) Basic		(158.40)	(60.25)
(2) Diluted		(158.40)	(60.25)

Summary of significant accounting policies

3

The accompanying notes are an integral part of the financial statements.

As per our report of even date

For Rajeev & Ajay

Firm registration No : 009977N

Chartered Accountants

Ajay Kumar Sachdeva

Partner

Membership No. : 084362



For and on behalf of the Board of Directors of
TOMTOM BUILDERS PRIVATE LIMITED


Naveen Chauhan
Director
DIN- D8


Jitesh Sharma
Director
DIN- 08428478

Place : New Delhi

Date : 26 May 2022

TRATTORIA PROPERTIES PRIVATE LIMITED
BALANCE SHEET AS AT 31 MARCH 2022
(Amount in rupees hundred, unless otherwise stated)

	Notes	As at 31 March 2022	As at 31 March 2021
ASSETS			
Current assets			
Inventories	4	9,84,227.68	9,84,227.68
Financial assets			
Cash and cash equivalents	5	209.76	216.25
Other current assets	6	-	-
Total Assets		9,84,437.44	9,84,443.93
EQUITY AND LIABILITIES			
Equity			
Equity share capital	7	1,000.00	1,000.00
Other equity	8	4,647.19	4,761.24
Total equity		5,647.19	5,761.24
LIABILITIES			
Current liabilities			
Financial liabilities			
Trade payables	9	-	-
-total outstanding dues of micro and small enterprises		-	-
-total outstanding dues other than micro and small enterprises		35.40	35.40
Other current liabilities	10	9,78,754.85	9,78,647.29
Total liabilities		9,78,790.25	9,78,682.69
Total Equity and Liabilities		9,84,437.44	9,84,443.93

Summary of significant accounting policies

3

The accompanying notes are an integral part of the financial statements.

As per our report of even date

For NAVRATN & CO LLP

Firm Reg. No.: N500107

Chartered Accountants

Nitish Mittal

Nitish Mittal

Partner

Membership No.: 095371



For and on behalf of the Board of Directors of

TRATTORIA PROPERTIES PRIVATE LIMITED

Sachin Poonia

Sachin Poonia

Director

DIN-09355915

Deepak Jain

Deepak Jain

Director

DIN-08129166

Place : Gurugram

Date : 26 May 2022

TRATTORIA PROPERTIES PRIVATE LIMITED
STATEMENT OF PROFIT AND LOSS FOR THE YEAR ENDED 31 MARCH 2022
(Amount in rupees hundred, unless otherwise stated)

Particulars	Notes	31 March 2022	31 March 2021
Revenue from operations		-	-
Total Income		-	-
EXPENSES			
Finance costs	11	6.49	6.49
Other expenses	12	107.56	95.06
Total Expenses		114.05	101.55
(Loss) before tax from continuing operations		(114.05)	(101.55)
Tax expense:			
Current tax		-	-
(Loss) for the year from continuing operations		(114.05)	(101.55)
Other comprehensive income		-	-
Total other comprehensive income/(loss) for the year, net of tax		-	-
Total comprehensive (loss) for the year, net of tax		(114.05)	(101.55)
Earnings per equity share:	13		
(1) Basic		(1.14)	(1.02)
(2) Diluted		(1.14)	(1.02)

Summary of significant accounting policies

3

The accompanying notes are an integral part of the financial statements.

As per our report of even date

For N A V R A T N & CO LLP
Firm Reg. No.: N500107
Chartered Accountants

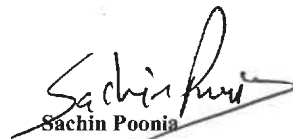


Nidish Mittal
Partner

Membership No.: 095371



For and on behalf of the Board of Directors of
TRATTORIA PROPERTIES PRIVATE LIMITED



Sachin Poonia
Director
DIN-09355915



Deepak Jain
Director
DIN-08129166

Place : Gurugram
Date : 26 May 2022

TRAWLER PROPERTIES PRIVATE LIMITED
BALANCE SHEET AS AT 31 MARCH 2022
(Amount in rupees hundred, unless otherwise stated)

	Notes	As at 31 March 2022	As at 31 March 2021
ASSETS			
Current assets			
Inventories	4	98,879.78	98,879.78
Financial assets			
Cash and cash equivalents	5	207.93	214.41
Current tax assets (net)	6	-	-
Total Assets		99,087.71	99,094.19
EQUITY AND LIABILITIES			
Equity			
Equity share capital	7	1,000.00	1,000.00
Other equity	8	(3,037.99)	(2,927.06)
Total equity		(2,037.99)	(1,927.06)
LIABILITIES			
Current liabilities			
Financial liabilities			
Trade payables	9	-	-
-total outstanding dues of micro and small enterprises		59.00	59.00
-total outstanding dues other than micro and small enterprises	10	1,01,066.70	1,00,962.25
Other current liabilities		1,01,125.70	1,01,021.25
Total liabilities		99,087.71	99,094.19
Total Equity and Liabilities		99,087.71	99,094.19

Summary of significant accounting policies

3

The accompanying notes are an integral part of the financial statements.


As per our report of even date

For N A V R A T N & CO LLP
Firm Reg. No.: N500107
Chartered Accountants


Nitish Mittal
Partner
Membership No.: 095371



For and on behalf of the Board of Directors of
TRAWLER PROPERTIES PRIVATE LIMITED


Neha Jain
Director
DIN-09525624


Deepak Jain
Director
DIN-08129166

Place : Gurugram
Date : 26 May 2022

TRAWLER PROPERTIES PRIVATE LIMITED
STATEMENT OF PROFIT AND LOSS FOR THE YEAR ENDED 31 MARCH 2022
(Amount in rupees hundred, unless otherwise stated)

Particulars	Notes	31 March 2022	31 March 2021
Revenue from operations		-	-
Total Income		-	-
EXPENSES			
Other expenses	11	104.44	118.67
Finance costs	12	6.49	6.49
Total Expenses		110.93	125.16
Profit/(Loss) before tax		(110.93)	(125.16)
Tax expense:			
Current tax		-	-
Profit/(Loss) for the year		(110.93)	(125.16)
Other comprehensive income		-	-
Total other comprehensive income for the year, net of tax		-	-
Total comprehensive income/(loss) for the year, net of tax		(110.93)	(125.16)
Earnings per equity share:	13		
(1) Basic		(1.11)	(1.25)
(2) Diluted		(1.11)	(1.25)
Summary of significant accounting policies	3		

The accompanying notes are an integral part of the financial statements.


As per our report of even date


For **NAV RATN & CO LLP**
Firm Reg. No.: N500107
Chartered Accountants


Nitish Mittal
Partner
Membership No.: 095371



For and on behalf of the Board of Directors of
TRAWLER PROPERTIES PRIVATE LIMITED


Neha Jain
Director
DIN-09525624


Deepak Jain
Director
DIN-08129166

Place : Gurugram
Date : 26 May 2022

TRIAD PROPERTIES PRIVATE LIMITED
BALANCE SHEET AS AT 31 MARCH 2022
(Amount in rupees hundred, unless otherwise stated)

	Notes	As at 31 March 2022	As at 31 March 2021
ASSETS			
Current assets			
Inventories	4	4,96,675.72	4,96,675.72
Financial assets			
Cash and cash equivalents	5	226.12	232.61
Other current assets	6	-	-
Total Assets		4,96,901.84	4,96,908.33
EQUITY AND LIABILITIES			
Equity			
Equity share capital	7	1,000.00	1,000.00
Other equity	8	(6,620.46)	(6,500.77)
Total equity		(5,620.46)	(5,500.77)
LIABILITIES			
Current liabilities			
Financial liabilities			
Trade payables	9	-	-
-total outstanding dues of micro and small enterprises		59.00	59.00
-total outstanding dues other than micro and small enterprises		-	-
Other current liabilities	10	5,02,463.30	5,02,350.10
Total liabilities		5,02,522.30	5,02,409.10
Total Equity and Liabilities		4,96,901.84	4,96,908.33

Summary of significant accounting policies

3

The accompanying notes are an integral part of the financial statements.

As per our report of even date

For Rajeev & Ajay

Firm registration No : 009077N

Chartered Accountants

Ajay Kumar Sachdeva

Partner

Membership No. : 034382



For and on behalf of the Board of Directors of
TRIAD PROPERTIES PRIVATE LIMITED

Kul Bhushan

Director

DIN- 08129099

V. Radha Krishna

Director

DIN- 05268278

Place : New Delhi

Date : 26 May 2022

TRIAD PROPERTIES PRIVATE LIMITED
STATEMENT OF PROFIT AND LOSS FOR THE YEAR ENDED 31 MARCH 2022
(Amount in rupees hundred, unless otherwise stated)

Particulars	Notes	31 March 2022	31 March 2021
Revenue from operations		-	-
Total Income (I)		-	-
EXPENSES			
Finance costs	11	6.49	6.59
Other expenses	12	113.20	130.68
Total Expenses (II)		119.69	137.27
Profit/(Loss) before tax from continuing operations (I-II)		(119.69)	(137.27)
Tax expense:			
Current Tax		-	-
Profit/(Loss) for the year from continuing operations		(119.69)	(137.27)
Other Comprehensive Income		-	-
Total other comprehensive income for the year, net of tax		-	-
Total comprehensive income/(loss) for the year, net of tax		(119.69)	(137.27)
Earnings per equity share (computed on the basis of profit/(loss) for the year):	13		
(1) Basic		(1.20)	(1.37)
(2) Diluted		(1.20)	(1.37)

Summary of significant accounting policies

3

The accompanying notes are an integral part of the financial statements.

As per our report of even date

For Rajeev & Ajay
Firm registration No : 009977N
Chartered Accountants

Ajay Kumar Sachdeva
Partner
Membership No. 084302



For and on behalf of the Board of Directors of
TRIAD PROPERTIES PRIVATE LIMITED

Kul Bhushan
Director
DIN- 08129099

V. Radha Krishna
Director
DIN- 05268278

Place : New Delhi
Date : 26 May 2022

TRUE VALUE BUILD-CON PRIVATE LIMITED
BALANCE SHEET AS AT 31 MARCH 2022
(Amount in rupees hundred, unless otherwise stated)

	Notes	As at 31 March 2022	As at 31 March 2021
ASSETS			
Non-current assets			
Financial assets			
Investments	4	2,000.00	2,000.00
		2,000.00	2,000.00
Current assets			
Financial assets			
Cash and cash equivalents	5	239.41	245.90
Other current assets	6	-	-
		239.41	245.90
Total Assets		2,239.41	2,245.90
EQUITY AND LIABILITIES			
Equity			
Equity share capital	7	1,020.00	1,020.00
Other equity	8	(9,758.05)	(9,633.44)
Total equity		(8,738.05)	(8,613.44)
LIABILITIES			
Current liabilities			
Financial liabilities			
Trade payables	9	-	-
-total outstanding dues of micro and small enterprises		-	-
-total outstanding dues other than micro and small enterprises		59.00	59.00
Other current liabilities	10	10,918.46	10,800.34
Total liabilities		10,977.46	10,859.34
Total Equity and Liabilities		2,239.41	2,245.90
Summary of significant accounting policies			
	3		

The accompanying notes are an integral part of the financial statements.

As per our report of even date

For NAVRATN & CO LLP
Firm Reg. No.: N500107
Chartered Accountants



Nitish Mittal
Partner
Membership No.: 095371



For and on behalf of the Board of Directors of
TRUE VALUE BUILD-CON PRIVATE LIMITED

Bimbadhar Jena
Director
DIN-09332034

Sachin Poonia
Director
DIN-09355915

Place : Gurugram
Date : 26 May 2022

TRUE VALUE BUILD-CON PRIVATE LIMITED
STATEMENT OF PROFIT AND LOSS FOR THE YEAR ENDED 31 MARCH 2022
(Amount in rupees hundred, unless otherwise stated)

Particulars	Notes	31 March 2022	31 March 2021
Revenue from operations	11	1.56	-
Total Income		1.56	-
EXPENSES			
Finance costs	12	6.49	6.49
Other expenses	13	119.68	103.19
Total Expenses		126.17	109.68
(Loss) before tax from continuing operations		(124.61)	(109.68)
Tax expense:			
Current tax		-	-
(Loss) for the year from continuing operations		(124.61)	(109.68)
Other comprehensive income		-	-
Total other comprehensive income for the year, net of tax		-	-
Total comprehensive (loss) for the year, net of tax		(124.61)	(109.68)
Earnings per equity share:	14		
(1) Basic		(1.22)	(1.08)
(2) Diluted		(1.22)	(1.08)
Summary of significant accounting policies	3		

The accompanying notes are an integral part of the financial statements.

As per our report of even date

For **NAV RATN & CO LLP**
Firm Reg. No.: N500107
Chartered Accountants


Nish Mittal
Partner
Membership No.: 095371



For and on behalf of the Board of Directors of
TRUE VALUE BUILD-CON PRIVATE LIMITED


Bimbadhar Jena
Director
DIN-09332034


Sachin Poonia
Director
DIN-09355915

Place : Gurugram
Date : 26 May 2022

UTKARSH BUILDCON PRIVATE LIMITED
BALANCE SHEET AS AT 31 MARCH 2022
(Amount in rupees hundred, unless otherwise stated)

	Notes	As at 31 March 2022	As at 31 March 2021
ASSETS			
Non-current assets			
Financial assets			
Investments	4	1,000.00	1,000.00
		1,000.00	1,000.00
Current assets			
Inventories	5	21,16,102.70	20,27,241.68
Financial assets			
Cash and cash equivalents	6	1,211.57	1,218.06
Other financial assets	7	28,562.79	28,562.79
Current tax assets (net)	8	512.79	512.79
		21,46,389.84	20,57,535.32
Total Assets		21,47,389.84	20,58,535.32
EQUITY AND LIABILITIES			
Equity			
Equity share capital	9	1,000.00	1,000.00
Other equity	10	46,801.86	46,919.79
Total equity		47,801.86	47,919.79
LIABILITIES			
Current liabilities			
Financial liabilities			
Trade payables	11	-	-
-total outstanding dues of micro and small enterprises		59.00	59.00
-total outstanding dues other than micro and small enterprises			
Other current liabilities	12	20,99,528.98	20,10,556.53
Total liabilities		20,99,587.98	20,10,615.53
Total Equity and Liabilities		21,47,389.84	20,58,535.32

Summary of significant accounting policies

The accompanying notes are an integral part of the financial statements.

As per our report of even date

For NAVRATN & CO LLP

Firm registration No.: N500107

Chartered Accountants

Nilish Mittal

Partner

Membership No.: 095147



For and on behalf of the Board of Directors of
UTKARSH BUILDCON PRIVATE LIMITED

Vivek Singh

Director

DIN-03466774

Priya Yadav

Director

DIN-09401956

Place : Gurugram

Date : 26 May 2022

UTKARSH BUILDCON PRIVATE LIMITED
STATEMENT OF PROFIT AND LOSS FOR THE YEAR ENDED 31 MARCH 2022
(Amount in rupees hundred, unless otherwise stated)

Particulars	Notes	31 March 2022	31 March 2021
Other income		-	-
Total Income		-	-
EXPENSES			
Finance costs	13	6.49	11.83
Other expenses	14	111.44	126.78
Total Expenses		117.93	138.61
(Loss) before tax from continuing operations		(117.93)	(138.61)
Tax expense:			
Current tax		-	-
(Loss) for the year from continuing operations		(117.93)	(138.61)
Other comprehensive income		-	-
Total other comprehensive income for the year, net of tax		-	-
Total comprehensive (loss) for the year, net of tax		(117.93)	(138.61)
Earnings per equity share:	15		
(1) Basic		(1.18)	(1.39)
(2) Diluted		(1.18)	(1.39)

Summary of significant accounting policies

3

The accompanying notes are an integral part of the financial statements.

As per our report of even date

For NAVRATN & CO LLP

Firm registration No.: N500107

Chartered Accountants



Nitish Mittal

Partner

Membership No.: 093371



For and on behalf of the Board of Directors of
UTKARSH BUILDCON PRIVATE LIMITED


Vivek Singh

Director

DIN-03466374


Priya Yadav

Director

DIN-09401956

Place : Gurugram

Date : 26 May 2022

VERSATILE CONBUILD PRIVATE LIMITED
BALANCE SHEET AS AT 31 MARCH 2022
(Amount in rupees hundred, unless otherwise stated)

ASSETS

Non-current assets

Financial Assets
Investments

Notes	As at 31 March 2022	As at 31 March 2021
4	1,02,000.00	1,02,000.00
	1,02,000.00	1,02,000.00

Current assets

Financial assets
Cash and cash equivalents

5	228.16	234.65
	228.16	234.65

Total Assets

1,02,228.16	1,02,234.65
--------------------	--------------------

EQUITY AND LIABILITIES

Equity

Equity share capital
Other equity
Total equity

6	1,000.00	1,000.00
7	(1,698.49)	(1,593.80)
	(698.49)	(593.80)

LIABILITIES

Current liabilities

Financial liabilities
Trade payables
-total outstanding dues of micro and small enterprises
-total outstanding dues other than micro and small enterprises
Other current liabilities
Total liabilities

8	-	-
	59.00	59.00
9	1,02,867.65	1,02,769.45
	1,02,926.65	1,02,828.45

Total Equity and Liabilities

1,02,228.16	1,02,234.65
--------------------	--------------------

Summary of significant accounting policies

3

The accompanying notes are an integral part of the financial statements.

As per our report of even date

For Rajeev & Ajay

Firm registration No : 061997711
Chartered Accountants

Ajay Kumar Sachdeva

Partner

Membership No. : 084302



For and on behalf of the Board of Directors of
VERSATILE CONBUILD PRIVATE LIMITED

Neha Jain

Neha Jain

Director

DIN-09525624

Rohit Rawat

Rohit Rawat

Director

DIN-08298761

Place : New Delhi

Date : 26 May 2022

VERSATILE CONBUILD PRIVATE LIMITED
STATEMENT OF PROFIT AND LOSS FOR THE YEAR ENDED 31 MARCH 2022
(Amount in rupees hundred, unless otherwise stated)

Particulars	Notes	31 March 2022	31 March 2021
Revenue from operations		-	-
Total Income (I)		-	-
EXPENSES			
Finance costs	10	6.49	6.49
Other expenses	11	98.20	95.07
Total Expenses (II)		104.69	101.56
Profit/(Loss) before tax from continuing operations (I-II)		(104.69)	(101.56)
Tax expense:			
Current Tax		-	-
Profit/(Loss) before tax from continuing operations (I-II)		(104.69)	(101.56)
Other Comprehensive Income		-	-
Total other comprehensive income for the year, net of tax		-	-
Total comprehensive income/(loss) for the year, net of tax		(104.69)	(101.56)
Earnings per equity share (computed on the basis of profit/(loss) for the year):	12		
(1) Basic		(0.01)	(0.01)
(2) Diluted		(0.01)	(0.01)

Summary of significant accounting policies

3

The accompanying notes are an integral part of the financial statements.

As per our report of even date

For Rajeev & Ajay

Firm registration No : 00997714
Chartered Accountants

Ajay Kumar Sachdeva
Partner
Membership No. : 084302



For and on behalf of the Board of Directors of
VERSATILE CONBUILD PRIVATE LIMITED

Meha Jain
Neha Jain
Director
DIN-09525624

Rohit Rawat
Rohit Rawat
Director
DIN-08298761

Place : New Delhi
Date : 26 May 2022

VIRASAT BUILDCON PRIVATE LIMITED
BALANCE SHEET AS AT 31 MARCH 2022
(Amount in rupees hundred, unless otherwise stated)

	Notes	As at 31 March 2022	As at 31 March 2021
ASSETS			
Current assets			
Financial assets			
Cash and cash equivalents	4	241.73	248.22
Other financial assets	5	2,948.40	3,036.24
Other current assets	6	-	-
Total Assets		3,190.13	3,284.46
EQUITY AND LIABILITIES			
Equity			
Equity share capital	7	10,000.00	10,000.00
Other equity	8	(6,868.87)	(6,774.54)
Total equity		3,131.13	3,225.46
LIABILITIES			
Current liabilities			
Financial liabilities			
Trade payables	9	-	-
-total outstanding dues of micro and small enterprises		59.00	59.00
-total outstanding dues other than micro and small enterprises		59.00	59.00
Total liabilities		59.00	59.00
Total Equity and Liabilities		3,190.13	3,284.46

Summary of significant accounting policies

3

The accompanying notes are an integral part of the financial statements.

As per our report of even date

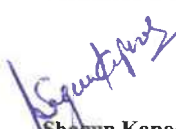
For N A V R A T N & CO LLP
Firm registration No.: N500107
Chartered Accountants


Nitish Mittal
Partner

Membership No.: 095371



For and on behalf of the Board of Directors of
VIRASAT BUILDCON PRIVATE LIMITED


Shagun Kapoor
Director
DIN-09074181


Neeru Sareen
Director
DIN-08383149

Place : Gurugram
Date : 26 May 2022

VIRASAT BUILDCON PRIVATE LIMITED
STATEMENT OF PROFIT AND LOSS FOR THE YEAR ENDED 31 MARCH 2022
(Amount in rupees hundred, unless otherwise stated)

Particulars	Notes	31 March 2022	31 March 2021
Revenue from operations		-	-
Total Income		-	-
EXPENSES			
Finance costs	10	6.49	6.49
Other expenses	11	87.84	71.35
Total Expenses		94.33	77.84
(Loss) before tax from continuing operations		(94.33)	(77.84)
Tax expense:			
Current tax		-	-
(Loss) for the year from continuing operations		(94.33)	(77.84)
Other comprehensive income		-	-
Total other comprehensive income for the year, net of tax		-	-
Total comprehensive (loss) for the year, net of tax		(94.33)	(77.84)
Earnings per equity share:	12		
(1) Basic		(0.09)	(0.08)
(2) Diluted		(0.09)	(0.08)

Summary of significant accounting policies

3

The accompanying notes are an integral part of the financial statements.

As per our report of even date

For N A V R A T N & CO LLP
Firm registration No.: N500107
Chartered Accountants

Nitish Mittal
Partner
Membership No.: 095371



For and on behalf of the Board of Directors of
VIRASAT BUILDCON PRIVATE LIMITED

Shagun Kapoor
Director
DIN-09074181

Neeru Sareen
Director
DIN-08383149

Place : Gurugram
Date : 26 May 2022

VITALITY CONBUILD PRIVATE LIMITED
BALANCE SHEET AS AT 31 MARCH 2022
(Amount in rupees hundred, unless otherwise stated)

	Notes	As at 31 March 2022	As at 31 March 2021
ASSETS			
Current assets			
Financial assets			
Cash and cash equivalents	4	240.37	246.86
Total Assets		240.37	246.86
EQUITY AND LIABILITIES			
Equity			
Equity share capital	5	1,000.00	1,000.00
Other equity	6	(4,760.46)	(4,655.76)
Total equity		(3,760.46)	(3,655.76)
LIABILITIES			
Current liabilities			
Financial liabilities			
Trade payables	7	-	-
-total outstanding dues of micro and small enterprises		55.94	55.94
-total outstanding dues other than micro and small enterprises	8	3,944.89	3,846.68
Other current liabilities		4,000.83	3,902.62
Total liabilities		240.37	246.86
Total Equity and Liabilities		240.37	246.86

Summary of significant accounting policies

3

The accompanying notes are an integral part of the financial statements.

As per our report of even date

For Rajeev & Ajay
Firm registration No. : 009977N
Chartered Accountants

Ajay Kumar Sachdeva
Partner
Membership No. : 084402



For and on behalf of the Board of Directors of
VITALITY CONBUILD PRIVATE LIMITED

Naveen Chauhan
Director
DIN- 08595719

(Signature of Naveen Chauhan)

Deepak Jain
Director
DIN- 08129166

(Signature of Deepak Jain)

Place : New Delhi
Date : 26 May 2022

VITALITY CONBUILD PRIVATE LIMITED
STATEMENT OF PROFIT AND LOSS FOR THE YEAR ENDED 31 MARCH 2022
(Amount in rupees hundred, unless otherwise stated)

Particulars	Notes	31 March 2022	31 March 2021
Revenue from operations		-	-
Total Income (I)		-	-
EXPENSES			
Finance costs	9	6.50	6.49
Other expenses	10	98.20	95.06
Total Expenses (II)		104.70	101.55
Profit/(Loss) before tax from continuing operations (I-II)		(104.70)	(101.55)
Tax expense			
Current tax		-	-
Profit/(Loss) for the year from continuing operations		(104.70)	(101.55)
Other Comprehensive Income		-	-
Total other comprehensive income for the year, net of tax		-	-
Total comprehensive income/(loss) for the year, net of tax		(104.70)	(101.55)
Earnings per equity share (computed on the basis of profit/(loss) for the year):	11		
(1) Basic		(1.05)	(1.02)
(2) Diluted		(1.05)	(1.02)

Summary of significant accounting policies 3


The accompanying notes are an integral part of the financial statements.

As per our report of even date

For Rajeev & Ajay

Firm registration No. 009977N
Chartered Accountants

Ajay Kumar Sachdeva
Partner
Membership No. : 084302



For and on behalf of the Board of Directors of
VITALITY CONBUILD PRIVATE LIMITED

Naveen Chauhan
Director
DIN- 08595719

Deepak Jain
Director
DIN- 08129166

Place : New Delhi
Date : 26 May 2022

VPG DEVELOPERS PRIVATE LIMITED
BALANCE SHEET AS AT 31 MARCH 2022
(Amount in rupees hundred, unless otherwise stated)

	Notes	As at 31 March 2022	As at 31 March 2021
ASSETS			
Current assets			
Inventories	4	4,706.54	4,706.54
Financial assets			
Cash and cash equivalents	5	228.81	235.30
Current tax assets (net)	6	-	-
Total Assets		4,935.35	4,941.84
EQUITY AND LIABILITIES			
Equity			
Equity share capital	7	1,000.00	00
Other equity	8	(65,613.77)	(6,93)
Total equity		(64,613.77)	(6,93)
LIABILITIES			
Current liabilities			
Financial liabilities			
Trade payables	9	-	-
-total outstanding dues of micro and small enterprises		-	-
-total outstanding dues other than micro and small enterprises		296.88	296.88
Other current liabilities	10	69,252.24	69,116.89
Total liabilities		69,549.12	69,413.77
Total Equity and Liabilities		4,935.35	4,941.84
Summary of significant accounting policies			
	3		

The accompanying notes are an integral part of the financial statements.

As per our report of even date

For **NAV RATN & CO LLP**
Firm registration No.: N500107
Chartered Accountants

Nitika Mittal
Partner

Membership No.: 095373



For and on behalf of the Board of Directors of
VPG DEVELOPERS PRIVATE LIMITED

Bimbadhar Jena
Director
DIN-09332034

Priya Yadav
Director
DIN-09401956

Place : Gurugram
Date : 26 May 2022

VPG DEVELOPERS PRIVATE LIMITED
STATEMENT OF PROFIT AND LOSS FOR THE YEAR ENDED 31 MARCH 2022
(Amount in rupees hundred, unless otherwise stated)

Particulars	Notes	31 March 2022	31 March 2021
Revenue from operations		-	-
Total Income		-	-
EXPENSES			
Finance costs	11	6.49	6.49
Other expenses	12	135.35	99.06
Total Expenses		141.84	105.55
Profit/(Loss) before tax from continuing operations		(141.84)	(105.55)
Tax expense:			
Current tax		-	-
Profit/(Loss) for the year from continuing operations		(141.84)	(105.55)
Other comprehensive income		-	-
Total other comprehensive income/(loss) for the year, net of tax		-	-
Total comprehensive (loss) for the year, net of tax		(141.84)	(105.55)
Earnings per equity share:	13		
(1) Basic		(1.42)	(1.06)
(2) Diluted		(1.42)	(1.06)
Summary of significant accounting policies	3		

The accompanying notes are an integral part of the financial statements.

As per our report of even date



For **NAV RATN & CO LLP**
Firm registration No.: N500107
Chartered Accountants


Nitish Mittal

Partner
Membership No.: 09537



For and on behalf of the Board of Directors of
VPG DEVELOPERS PRIVATE LIMITED

 
Bimbadhar Jena **Priya Yadav**
Director Director
DIN-09332034 DIN-09401956

Place : Gurugram
Date : 26 May 2022

WAIF PROPBUILD PRIVATE LIMITED
BALANCE SHEET AS AT 31 MARCH 2022
(Amount in rupees hundred, unless otherwise stated)

ASSETS

Current assets

Financial assets

Cash and cash equivalents

Total Assets

EQUITY AND LIABILITIES

Equity

Equity share capital

Other equity

Total equity

LIABILITIES

Current liabilities

Financial liabilities

Trade payables

-total outstanding dues of micro and small enterprises

-total outstanding dues other than micro and small enterprises

Other current liabilities

Total liabilities

Total Equity and Liabilities

Summary of significant accounting policies

The accompanying notes are an integral part of the financial statements.

As per our report of even date

For NAVRATN & CO LLP

Firm registration No.: N500107

Chartered Accountants


Nitish Mittal
Partner

Membership No.: 095371




Place : Gurugram
Date : 26 May 2022

Notes	As at 31 March 2022	As at 31 March 2021
4	234.68	241.17
	234.68	241.17
5	1,000.00	1,000.00
6	(3,083.43)	(2,975.62)
	(2,083.43)	(1,975.62)
7	-	-
	59.00	59.00
8	2,259.11	2,157.79
	2,318.11	2,216.79
	234.68	241.17

3

For and on behalf of the Board of Directors of
WAIF PROPBUILD PRIVATE LIMITED


Akshat Maheshwari
Director
DIN- 07504909


Satish Kumar Goyal
Director
DIN-06520570

WAIF PROPBUILD PRIVATE LIMITED
STATEMENT OF PROFIT AND LOSS FOR THE YEAR ENDED 31 MARCH 2022
(Amount in rupees hundred, unless otherwise stated)

Particulars	Notes	31 March 2022	31 March 2021
Revenue from operations		-	-
Total Income		-	-
EXPENSES			
Finance costs	9	6.49	6.49
Other expenses	10	101.32	95.06
Total Expenses		107.81	101.55
(Loss) before tax from continuing operations		(107.81)	(101.55)
Tax expense:			
Current tax		-	-
(Loss) for the year from continuing operations		(107.81)	(101.55)
Other comprehensive income		-	-
Total other comprehensive income for the year, net of tax		-	-
Total comprehensive (loss) for the year, net of tax		(107.81)	(101.55)
Earnings per equity share:	11		
(1) Basic		(1.08)	(1.02)
(2) Diluted		(1.08)	(1.02)

Summary of significant accounting policies

3

The accompanying notes are an integral part of the financial statements.

As per our report of even date


For **NAV RATN & CO LLP**
Firm registration No.: N500107
Chartered Accountants


Nitish Mittal
Partner
Membership No.: 095371



For and on behalf of the Board of Directors of
WAIF PROPBUILD PRIVATE LIMITED


Akshat Maheshwari
Director
DIN- 07504909


Satish Kumar Goyal
Director
DIN-06520570

Place : Gurugram
Date : 26 May 2022

WEMBLEY ESTATES PRIVATE LIMITED
BALANCE SHEET AS AT 31 MARCH 2022
(Amount in rupees hundred, unless otherwise stated)

	Notes	As at 31 March 2022	As at 31 March 2021
ASSETS			
Current assets			
Financial assets			
Cash and cash equivalents	4	251.95	258.44
Total Assets		251.95	258.44
EQUITY AND LIABILITIES			
Equity			
Equity share capital	5	10,000.00	10,000.00
Other equity	6	(10,494.94)	(10,385.25)
Total equity		(494.94)	(385.25)
LIABILITIES			
Current liabilities			
Financial liabilities			
Trade payables	7	-	-
-total outstanding dues of micro and small enterprises		59.00	59.00
-total outstanding dues other than micro and small enterprises	8	687.89	584.69
Total liabilities		746.89	643.69
Total Equity and Liabilities		251.95	258.44

Summary of significant accounting policies

3

The accompanying notes are an integral part of the financial statements.

As per our report of even date

For Rajeev & Ajay

Firm registration No : 009872N

Chartered Accountants

Ajay Kumar Sachdeva

Partner

Membership No. : 084302



For and on behalf of the Board of Directors of

WEMBLEY ESTATES PRIVATE LIMITED

Deepak Jain

Deepak Jain

Director

DIN-08129166

Anitesh Singh Chauhan

Anitesh Singh Chauhan

Director

DIN-09533326

Place : New Delhi

Date : 26 May 2022

WEMBLEY ESTATES PRIVATE LIMITED
STATEMENT OF PROFIT AND LOSS FOR THE YEAR ENDED 31 MARCH 2022
(Amount in rupees hundred, unless otherwise stated)

Particulars	Notes	31 March 2022	31 March 2021
Revenue from operations		-	-
Total Income (I)		-	-
EXPENSES			
Finance costs	9	6.49	6.49
Other expenses	10	103.20	99.07
Total Expenses (II)		109.69	105.56
Profit/(Loss) before tax from continuing operations (I-II)		(109.69)	(105.56)
Tax expense:			
Current Tax		-	-
Profit/(Loss) for the year from continuing operations		(109.69)	(105.56)
Other Comprehensive Income		-	-
Total other comprehensive income for the year, net of tax		-	-
Total comprehensive income/(loss) for the year, net of tax		(109.69)	(105.56)
Earnings per equity share (computed on the basis of profit/(loss) for the year):	11		
(1) Basic		(0.11)	(0.11)
(2) Diluted		(0.11)	(0.11)

Summary of significant accounting policies

3

The accompanying notes are an integral part of the financial statements.

As per our report of even date

For Rajeev & Ajay

Firm registration No : 00997741
Chartered Accountants

Ajay Kumar Sachdeva
Partner
Membership No. : 084302



For and on behalf of the Board of Directors of
WEMBLEY ESTATES PRIVATE LIMITED

Deepak Jain
Director
DIN-08129166

Deepak Jain

Anitesh Singh Chauhan
Director
DIN-09533326

Anitesh Singh Chauhan

Place : New Delhi
Date : 26 May 2022

WHELISH PROPERTIES PRIVATE LIMITED
BALANCE SHEET AS AT 31 MARCH 2022
(Amount in rupees hundred, unless otherwise stated)

	Notes	As at 31 March 2022	As at 31 March 2021
ASSETS			
Non-current assets			
Financial Assets			
Investments	4	1,57,42,538.05	1,57,42,538.05
Current assets			
Financial assets			
Cash and cash equivalents	5	227.46	233.96
Total Assets		1,57,42,765.51	1,57,42,772.01
EQUITY AND LIABILITIES			
Equity			
Equity share capital	6	1,000.00	1,000.00
Other equity	7	(2,092.10)	(1,984.29)
Total equity		(1,092.10)	(984.29)
LIABILITIES			
Current liabilities			
Financial liabilities			
Trade payables	8	-	-
-total outstanding dues of micro and small enterprises		-	-
-total outstanding dues other than micro and small enterprises		59.00	59.00
Other current liabilities	9	1,57,43,798.61	1,57,43,697.30
Total liabilities		1,57,43,857.61	1,57,43,756.30
Total Equity and Liabilities		1,57,42,765.51	1,57,42,772.01
Summary of significant accounting policies			
	3		

The accompanying notes are an integral part of the financial statements.

As per our report of even date

For Rajeev & Ajay
Firm registration No. 009977N
Chartered Accountants

Ajay Kumar Sachdeva
Partner
Membership No. 084301

Place : New Delhi
Date : 26 May 2022

For and on behalf of the Board of Directors of
WHELISH PROPERTIES PRIVATE LIMITED

Amitava Chattopadhyay
Director
DIN-07150600

Sachin Poonia
Director
DIN-09355915

WHELISH PROPERTIES PRIVATE LIMITED
STATEMENT OF PROFIT AND LOSS FOR THE YEAR ENDED 31 MARCH 2022
(Amount in rupees hundred, unless otherwise stated)

Particulars	Notes	31 March 2022	31 March 2021
Revenue from operations		-	-
Total Income		-	-
EXPENSES			
Finance costs	10	6.49	6.49
Other expenses	11	101.32	118.66
Total Expenses		107.81	125.15
Profit/(Loss) before tax		(107.81)	(125.15)
Tax expense:			
Current tax		-	-
Profit/(Loss) for the year		(107.81)	(125.15)
Other Comprehensive Income		-	-
Total other comprehensive income for the year, net of tax		-	-
Total comprehensive income/(loss) for the year, net of tax		(107.81)	(125.15)
Earnings per equity share (computed on the basis of profit/(loss) for the year):	12		
(1) Basic		(1.08)	(1.25)
(2) Diluted		(1.08)	(1.25)

Summary of significant accounting policies


3

The accompanying notes are an integral part of the financial statements.

As per our report of even date

For Rajeev & Ajay
Firm registration No : 009977N
Chartered Accountants

Ajay Kumar Sachdeva
Ajay Kumar Sachdeva
Partner
Membership No. : 084302



For and on behalf of the Board of Directors of
WHELISH PROPERTIES PRIVATE LIMITED

Amitava Chattopadhyay
Amitava Chattopadhyay
Director
DIN-07150600

Sachin Poonia
Sachin Poonia
Director
DIN- 09355915

Place : New Delhi
Date : 26 May 2022

WINKLE PROPERTIES PRIVATE LIMITED
BALANCE SHEET AS AT 31 MARCH 2022
(Amount in rupees hundred, unless otherwise stated)

	Notes	As at 31 March 2022	As at 31 March 2021
ASSETS			
Current assets			
Financial assets			
Cash and cash equivalents	4	229.96	236.45
Other current assets	5	28.49	28.49
Total Assets		258.45	264.94
EQUITY AND LIABILITIES			
Equity			
Equity share capital	6	1,000.00	1,000.00
Other equity	7	(10,38,506.64)	(10,38,398.83)
Total equity		(10,37,506.64)	(10,37,398.83)
LIABILITIES			
Current liabilities			
Financial liabilities			
Trade payables	8	-	-
-total outstanding dues of micro and small enterprises		-	-
-total outstanding dues other than micro and small enterprises		59.00	59.00
Other current liabilities	9	10,37,706.09	10,37,604.77
Total liabilities		10,37,765.09	10,37,663.77
Total Equity and Liabilities		258.45	264.94

Summary of significant accounting policies

3

The accompanying notes are an integral part of the financial statements.

As per our report of even date


For Rajeev & Ajay

Firm registration No : 009977N
Chartered Accountants


Ajay Kumar Sachdeva
Partner
Membership No. 084302

For and on behalf of the Board of Directors of
WINKLE PROPERTIES PRIVATE LIMITED


Vinod Balhara
Director
DIN-08129149


Sachin Poonia
Director
DIN-09355915

Place : New Delhi
Date : 26 May 2022

WINKLE PROPERTIES PRIVATE LIMITED
STATEMENT OF PROFIT AND LOSS FOR THE YEAR ENDED 31 MARCH 2022
(Amount in rupees hundred, unless otherwise stated)

Particulars	Notes	31 March 2022	31 March 2021
Revenue from operations		-	-
Total Income (I)		-	-
EXPENSES			
Finance costs	10	6.49	6.49
Other expenses	11	101.32	118.66
Total Expenses (II)		107.81	125.15
Profit/(Loss) before tax from continuing operations (I-II)		(107.81)	(125.15)
Tax expense:			
Current Tax		-	-
Profit/(Loss) for the year from continuing operations		(107.81)	(125.15)
Other Comprehensive Income		-	-
Total other comprehensive income for the year, net of tax		-	-
Total comprehensive income/(loss) for the year, net of tax		(107.81)	(125.15)
Earnings per equity share (computed on the basis of profit/(loss) for the year):	12		
(1) Basic		(1.08)	(1.25)
(2) Diluted		(1.08)	(1.25)

Summary of significant accounting policies

3

The accompanying notes are an integral part of the financial statements.

As per our report of even date

For Rajeev & Ajay
Firm registration No : 009977N
Chartered Accountants

Ajay Kumar Sachdeva
Partner
Membership No : 084302



For and on behalf of the Board of Directors of
WINKLE PROPERTIES PRIVATE LIMITED

Vinod Balhara
Director
DIN-08129149

Sachin Poonia
Director
DIN-09355915

(Signature of Vinod Balhara)

(Signature of Sachin Poonia)

Place : New Delhi
Date : 26 May 2022

YETI PROPERTIES PRIVATE LIMITED
BALANCE SHEET AS AT 31 MARCH 2022
(Amount in rupees hundred, unless otherwise stated)

	Notes	As at 31 March 2022	As at 31 March 2021
ASSETS			
Current assets			
Inventories	4	11,82,623.93	11,82,623.93
Financial assets			
Cash and cash equivalents	5	209.74	216.23
Total Assets		11,82,833.67	11,82,840.16
EQUITY AND LIABILITIES			
Equity			
Equity share capital	6	1,000.00	1,000.00
Other equity	7	(3,160.32)	(3,046.27)
Total equity		(2,160.32)	(2,046.27)
LIABILITIES			
Current liabilities			
Financial liabilities			
Trade payables	8	-	-
-total outstanding dues of micro and small enterprises		59.00	59.00
-total outstanding dues other than micro and small enterprises	9	11,84,934.99	11,84,827.43
Other current liabilities		11,84,993.99	11,84,886.43
Total liabilities		11,82,833.67	11,82,840.16

Total Equity and Liabilities

Summary of significant accounting policies

3

The accompanying notes are an integral part of the financial statements.

As per our report of even date

For NAVRATN & CO LLP

Firm registration No.: N500107

Chartered Accountants

Nitish Mittal

Partner

Membership No.: 095371



For and on behalf of the Board of Directors of
YETI PROPERTIES PRIVATE LIMITED

Shagun Kapoor

Director

DIN-09074181

Manish Kumar

Director

DIN-08376570

Place : Gurugram

Date : 26 May 2022

YETI PROPERTIES PRIVATE LIMITED
STATEMENT OF PROFIT AND LOSS FOR THE YEAR ENDED 31 MARCH 2022
(Amount in rupees hundred, unless otherwise stated)

Particulars	Notes	31 March 2022	31 March 2021
Revenue from operations		-	-
Total Income		-	-
EXPENSES			
Finance costs	10	6.49	6.49
Other expenses	11	107.56	121.79
Total Expenses		114.05	128.28
Profit/(Loss) before tax from continuing operations		(114.05)	(128.28)
Tax expense:			
Current tax		-	-
Profit/(Loss) for the year from continuing operations		(114.05)	(128.28)
Other comprehensive income		-	-
Total other comprehensive income for the year, net of tax		-	-
Total comprehensive (loss) for the year, net of tax		(114.05)	(128.28)
Earnings per equity share:	12		
(1) Basic		(1.14)	(1.28)
(2) Diluted		(1.14)	(1.28)

Summary of significant accounting policies

3

The accompanying notes are an integral part of the financial statements.

As per our report of even date

For **NAV RATN & CO LLP**
Firm registration No.: N500107
Chartered Accountants


Nitish Mittal
Partner
Membership No.: 095371



For and on behalf of the Board of Directors of
YETI PROPERTIES PRIVATE LIMITED


Shagun Kapoor
Director
DIN-09074181


Manish Kumar
Director
DIN-08376570

Place : Gurugram
Date : 26 May 2022

YOGIRAJ PROMOTERS PRIVATE LIMITED
BALANCE SHEET AS AT 31 MARCH 2022
(Amount in rupees hundred, unless otherwise stated)

	Notes	As at 31 March 2022	As at 31 March 2021
ASSETS			
Non-current assets			
Property, plant and equipment	4	-	-
Current assets			
Inventories	5	2,57,03,915.91	2,57,03,915.91
Financial assets			
Cash and cash equivalents	6	340.50	2,101.43
		2,57,04,256.41	2,57,06,017.34
Total Assets		2,57,04,256.41	2,57,06,017.34
EQUITY AND LIABILITIES			
Equity			
Equity share capital	7	1,000.00	1,000.00
Other equity	8	(1,04,31,873.35)	(1,04,06,590.10)
Total equity		(1,04,30,873.35)	(1,04,05,590.10)
LIABILITIES			
Current liabilities			
Financial liabilities			
Borrowings	9	3,61,21,186.48	3,60,96,842.90
Trade payables	10		
-total outstanding dues of micro and small enterprises		3,859.03	6,319.77
-total outstanding dues other than micro and small enterprises		5,084.26	3,444.77
Other financial liabilities	11	5,000.00	5,000.00
Total liabilities		3,61,35,129.77	3,61,11,607.44
Total Equity and Liabilities		2,57,04,256.41	2,57,06,017.34
Summary of significant accounting policies	3		

The accompanying notes are an integral part of the financial statements.

As per our report of even date

For Rajeev & Ajay
Firm registration No : 009977N
Chartered Accountants

Ajay Kumar Sachdeva
Partner
Membership No. : 084302

For and on behalf of the Board of Directors of
YOGIRAJ PROMOTERS PRIVATE LIMITED

Dhiraj Kumar Singh
Director
DIN-08375395

Purnima Nagal
Director
DIN-09296658

Place : New Delhi
Date : 26 May 2022

YOGIRAJ PROMOTERS PRIVATE LIMITED
STATEMENT OF PROFIT AND LOSS FOR THE YEAR ENDED 31 MARCH 2022
(Amount in rupees hundred, unless otherwise stated)

Particulars	Notes	31 March 2022	31 March 2021
Revenue from operations		-	-
Total Income (I)		-	-
EXPENSES			
Finance costs	12	7.46	8.20
Other expenses	13	25,275.80	64,344.36
Total Expenses (II)		25,283.26	64,352.56
Profit/(Loss) before exceptional items and tax from continuing operations		(25,283.26)	(64,352.56)
Exceptional items:			
Provision for impairment in inventory		-	83,03,640.89
Profit/(Loss) before tax from continuing operations		(25,283.26)	(83,67,993.45)
Tax expense:			
Current Tax		-	-
Profit/(Loss) for the year from continuing operations		(25,283.26)	(83,67,993.45)
Other Comprehensive Income		-	-
Total other comprehensive income for the year, net of tax		-	-
Total comprehensive income/(loss) for the year, net of tax		(25,283.26)	(83,67,993.45)
Earnings per equity share (computed on the basis of profit/(loss) for the year):	14		
(1) Basic		(252.83)	(83,679.93)
(2) Diluted		(252.83)	(83,679.93)
Summary of significant accounting policies	3		

The accompanying notes are an integral part of the financial statements.

As per our report of even date

For Rajeev & Ajay
Firm registration No : 009977N
Chartered Accountants

Ajay Kumar Sachdeva
Partner
Membership No. : 084302

For and on behalf of the Board of Directors of
YOGIRAJ PROMOTERS PRIVATE LIMITED

Dhiraj Kumar Singh
Director
DIN-08375395

Purnima Nagal
Director
DIN-09296658

Place : New Delhi
Date : 26 May 2022

YUKTI PROJECTS PRIVATE LIMITED
BALANCE SHEET AS AT 31 MARCH 2022
(Amount in rupees hundred, unless otherwise stated)

ASSETS

Current assets

Inventories	
Financial assets	
Cash and cash equivalents	
Other financial assets	
Other current assets	
Total Assets	

Notes	As at	
	31 March 2022	31 March 2021
4	32,06,128.00	21,67,235.78
5	180.07	221.64
6	32,335.46	32,335.46
7	-	-
	32,38,643.53	21,99,792.88

EQUITY AND LIABILITIES

Equity

Equity share capital	
Other equity	
Total equity	

8	1,000.00	1,000.00
9	(5,59,442.75)	(5,59,320.70)
	(5,58,442.75)	(5,58,320.70)

LIABILITIES

Current liabilities

Financial liabilities	
Trade payables	
-total outstanding dues of micro and small enterprises	
-total outstanding dues other than micro and small enterprises	
Other current liabilities	
Total liabilities	

10	-	-
	55.40	55.40
11	37,97,030.88	27,58,058.18
	37,97,086.28	27,58,113.58

Total Equity and Liabilities

32,38,643.53 21,99,792.88

Summary of significant accounting policies

3

The accompanying notes are an integral part of the financial statements.

As per our report of even date

For **NAV RATN & CO LLP**

Firm Reg. No.: N500107

Chartered Accountants

Nitish Mittal

Partner

Membership No.: 095371



For and on behalf of the Board of Directors of
YUKTI PROJECTS PRIVATE LIMITED

Reena

Director

DIN-08129092

Shishir Lal

Director

DIN-02210170

Place : Gurugram

Date : 26 May 2022

YUKTI PROJECTS PRIVATE LIMITED
STATEMENT OF PROFIT AND LOSS FOR THE YEAR ENDED 31 MARCH 2022
(Amount in rupees hundred, unless otherwise stated)

Particulars	Notes	31 March 2022	31 March 2021
Revenue from operations		-	-
Total Income		-	-
EXPENSES			
Finance costs	12	6.49	6.49
Other expenses	13	115.56	119.06
Total Expenses		122.05	125.55
Profit/(Loss) before tax		(122.05)	(125.55)
Tax expense:			
Current tax		-	-
Profit/(Loss) for the year		(122.05)	(125.55)
Other comprehensive income		-	-
Total other comprehensive income for the year, net of tax		-	-
Total comprehensive income/(loss) for the year, net of tax		(122.05)	(125.55)
Earnings per equity share:	14		
(1) Basic		(1.22)	(1.26)
(2) Diluted		(1.22)	(1.26)
Summary of significant accounting policies	3		

The accompanying notes are an integral part of the financial statements.

As per our report of even date

For **NAVRATN & CO LLP**
Firm Reg. No.: N500107
Chartered Accountants



Nitish Mittal
Partner

Membership No.: 095311



For and on behalf of the Board of Directors of
YUKTI PROJECTS PRIVATE LIMITED


Reena
Director
DIN-08129092


Shishir Lal
Director
DIN-02210170

Place : Gurugram
Date : 26 May 2022

ZING PROPERTIES PRIVATE LIMITED
BALANCE SHEET AS AT 31 MARCH 2022
(Amount in rupees hundred, unless otherwise stated)


	Notes	As at 31 March 2022	As at 31 March 2021
ASSETS			
Current assets			
Inventories	4	5,23,520.98	5,23,520.98
Financial assets			
Cash and cash equivalents	5	240.48	246.97
Total Assets		5,23,761.46	5,23,767.95
EQUITY AND LIABILITIES			
Equity			
Equity share capital	6	1,000.00	1,000.00
Other equity	7	(3,127.74)	(3,023.05)
Total equity		(2,127.74)	(2,023.05)
LIABILITIES			
Current liabilities			
Financial liabilities			
Trade payables	8	-	-
-total outstanding dues of micro and small enterprises		-	-
-total outstanding dues other than micro and small enterprises		59.00	59.00
Other current liabilities	9	5,25,830.20	5,25,732.00
Total liabilities		5,25,889.20	5,25,791.00
Total Equity and Liabilities		5,23,761.46	5,23,767.95
Summary of significant accounting policies	3		

The accompanying notes are an integral part of the financial statements.

As per our report of even date


For Rajeev & Ajay

Firm registration No.: 009977N
Chartered Accountants


Ajay Kumar Sachdeva
Partner
Membership No. : 084302

For and on behalf of the Board of Directors of
ZING PROPERTIES PRIVATE LIMITED


Arun Kumar
Director
DIN-08657473


Suman Jain
Director
DIN-08385675

Place : New Delhi
Date : 26 May 2022

ZING PROPERTIES PRIVATE LIMITED
STATEMENT OF PROFIT AND LOSS FOR THE YEAR ENDED 31 MARCH 2022
(Amount in rupees hundred, unless otherwise stated)

Particulars	Notes	31 March 2022	31 March 2021
Revenue from operations		-	-
Total Income (I)		-	-
EXPENSES			
Finance costs	10	6.49	6.49
Other expenses	11	98.20	118.66
Total Expenses (II)		104.69	125.15
Profit/(Loss) before tax from continuing operations (I-II)		(104.69)	(125.15)
Tax expense:			
Current Tax		-	-
Other Comprehensive Income		-	-
Total other comprehensive income for the year, net of tax		-	-
Total comprehensive income/(loss) for the year, net of tax		(104.69)	(125.15)
Earnings per equity share (computed on the basis of profit/(loss) for the year):	12		
(1) Basic		(1.05)	(1.25)
(2) Diluted		(1.05)	(1.25)

Summary of significant accounting policies

3


The accompanying notes are an integral part of the financial statements.


As per our report of even date

For Rajeev & Ajay
Firm registration No. 00937718
Chartered Accountants


Ajay Kumar Sachdeva
Partner
Membership No. : 084302

For and on behalf of the Board of Directors of
ZING PROPERTIES PRIVATE LIMITED


Arun Kumar
Director
DIN-08657473


Suman Jain
Director
DIN-08385675

Place : New Delhi
Date : 26 May 2022

ZITHER BUILDWELL PRIVATE LIMITED
BALANCE SHEET AS AT 31 MARCH 2022
(Amount in rupees hundred, unless otherwise stated)

	Notes	As at 31 March 2022	As at 31 March 2021
ASSETS			
Current assets			
Inventories	4	7,47,247.82	24,80,744.71
Financial assets			
Cash and cash equivalents	5	554.48	241.34
Other financial assets	6	1,98,783.83	1,98,783.83
Other current assets	7	37,321.56	-
		9,83,907.69	26,79,769.88
Total Assets		9,83,907.69	26,79,769.88
EQUITY AND LIABILITIES			
Equity			
Equity share capital	8	2,000.00	2,000.00
Other equity	9	9,81,848.69	9,78,511.82
Total equity		9,83,848.69	9,80,511.82
LIABILITIES			
Current liabilities			
Financial liabilities			
Trade payables	10	-	-
-total outstanding dues of micro and small enterprises		-	-
-total outstanding dues other than micro and small enterprises		59.00	59.00
Other current liabilities	11	-	16,98,779.08
Current tax liabilities (net)	12	-	419.99
Total liabilities		59.00	16,99,258.07
Total Equity and Liabilities		9,83,907.69	26,79,769.88

Summary of significant accounting policies 3

The accompanying notes are an integral part of the financial statements.

As per our report of even date

For Rajeev & Ajay
Firm registration No : 009977N
Chartered Accountants

Ajay Kumar Sachdeva
Partner
Membership No. : 084302



For and on behalf of the Board of Directors of
ZITHER BUILDWELL PRIVATE LIMITED

Arun Kumar
Director
DIN-08657473

Suman Jain
Director
DIN-08385675

Place : New Delhi
Date : 26 May 2022

ZITHER BUILDWELL PRIVATE LIMITED
STATEMENT OF PROFIT AND LOSS FOR THE YEAR ENDED 31 MARCH 2022
(Amount in rupees hundred, unless otherwise stated)

Particulars	Notes	31 March 2022	31 March 2021
Revenue from operations	13	1,822.15	-
Other Income	14	2,164.70	2,525.57
Total Income (I)		3,986.85	2,525.57
EXPENSES			
Finance costs	15	6.97	6.84
Other expenses	16	98.20	95.06
Total Expenses (II)		105.17	101.90
Profit/(Loss) before tax from continuing operations (I-II)		3,881.68	2,423.67
Tax expense:			
Current Tax		544.81	609.99
Profit/(Loss) for the year from continuing operations		3,336.87	1,813.68
Total comprehensive income/(loss) for the year, net of tax		3,336.87	1,813.68
Earnings per equity share (computed on the basis of profit/(loss) for the year):	17		
(1) Basic		16.68	9.07
(2) Diluted		16.68	9.07

Summary of significant accounting policies

3

The accompanying notes are an integral part of the financial statements.

As per our report of even date

For Rajeev & Ajay

Firm registration No. : 002977N

Chartered Accountants

Ajay Kumar Sachdeva

Partner

Membership No. : 084302

For and on behalf of the Board of Directors of

ZITHER BUILDWELL PRIVATE LIMITED

Arun Kumar

Director

DIN-08657473

Suman Jain

Director

DIN-08385675

Place : New Delhi

Date : 26 May 2022

ZONEX DEVELOPERS PRIVATE LIMITED
BALANCE SHEET AS AT 31 MARCH 2022
(Amount in rupees hundred, unless otherwise stated)

	Notes	As at 31 March 2022	As at 31 March 2021
ASSETS			
Current assets			
Inventories	4	11,49,822.39	11,49,822.39
Financial assets			
Cash and cash equivalents	5	305.56	917.93
Other financial assets	6	94,351.26	94,351.26
Total Assets		12,44,479.21	12,45,091.58
EQUITY AND LIABILITIES			
Equity			
Equity share capital	7	1,000.00	1,000.00
Other equity	8	(4,991.02)	(4,873.09)
Total equity		(3,991.02)	(3,873.09)
LIABILITIES			
Current liabilities			
Financial liabilities			
Trade payables	9	-	5.88
-total outstanding dues of micro and small enterprises		59.00	59.00
-total outstanding dues other than micro and small enterprises			
Other current liabilities	10	12,48,411.23	12,48,899.79
Total liabilities		12,48,470.23	12,48,964.67
Total Equity and Liabilities		12,44,479.21	12,45,091.58

Summary of significant accounting policies

3

The accompanying notes are an integral part of the financial statements.

As per our report of even date

For N A V R A T N & CO LLP
Firm Reg. No.: N500107
Chartered Accountants



Nitish Mittal
Partner
Membership No.: 095371



Place : Gurugram
Date : 26 May 2022

For and on behalf of the Board of Directors of
ZONEX DEVELOPERS PRIVATE LIMITED


Bhupinder Rajjaswant Singh
Director
DIN- 06583432


Vinod Balhara
Director
DIN-08129149

ZONEX DEVELOPERS PRIVATE LIMITED
STATEMENT OF PROFIT AND LOSS FOR THE YEAR ENDED 31 MARCH 2022
(Amount in rupees hundred, unless otherwise stated)

Particulars	Notes	31 March 2022	31 March 2021
Revenue from operations		-	-
Total Income		-	-
EXPENSES			
Finance costs	11	6.49	7.15
Other expenses	12	111.44	122.67
Total Expense		117.93	129.82
Profit/(Loss) before tax		(117.93)	(129.82)
Tax expense:			
Current tax		-	-
Profit/(Loss) for the year		(117.93)	(129.82)
Other comprehensive income		-	-
Total other comprehensive income for the year, net of tax		-	-
Total comprehensive income/(loss) for the year, net of tax		(117.93)	(129.82)
Earnings per equity share:	13		
(1) Basic		(1.18)	(1.30)
(2) Diluted		(1.18)	(1.30)

Summary of significant accounting policies

3

The accompanying notes are an integral part of the financial statements.

As per our report of even date

For **NAV RATN & CO LLP**
Firm Reg. No.: N500107
Chartered Accountants

Nitish Mittal
Partner

Membership No.: 095371



For and on behalf of the Board of Directors of
ZONEX DEVELOPERS PRIVATE LIMITED

Bhupinder Rajjaswant Singh
Director
DIN- 06583432

Vinod Balhara
Director
DIN-08129149

Place : Gurugram
Date : 26 May 2022

ZONEX ESTATES PRIVATE LIMITED
BALANCE SHEET AS AT 31 MARCH 2022
(Amount in rupees hundred, unless otherwise stated)

	Notes	As at 31 March 2022	As at 31 March 2021
ASSETS			
Non-current assets			
Financial Assets			
Investments	4	1,000.00	1,000.00
		1,000.00	1,000.00
Current assets			
Inventories	5	26,06,321.17	22,41,251.10
Financial assets			
Cash and cash equivalents	6	271.09	871.49
Other financial assets	7	85,612.69	85,612.69
		26,92,204.95	23,27,735.28
Total Assets		26,93,204.95	23,28,735.28
EQUITY AND LIABILITIES			
Equity			
Equity share capital	8	10,000.00	10,000.00
Other equity	9	(40,107.29)	(39,985.24)
Total equity		(30,107.29)	(29,985.24)
LIABILITIES			
Current liabilities			
Financial liabilities			
Trade payables	10	-	-
-total outstanding dues of micro and small enterprises		59.00	59.00
-total outstanding dues other than micro and small enterprises			
Other current liabilities	11	27,23,157.45	23,58,565.74
Current tax liabilities (net)	12	95.78	95.78
Total liabilities		27,23,312.24	23,58,720.52
Total Equity and Liabilities		26,93,204.95	23,28,735.28

Summary of significant accounting policies

3

The accompanying notes are an integral part of the financial statements.

As per our report of even date

For N A V R A T N & C O L L P

Firm Reg. No.: N500107

Chartered Accountants

Nitish Mittal

Partner

Membership No.: 095371



**For and on behalf of the Board of Directors of
ZONEX ESTATES PRIVATE LIMITED**

Anitesh Singh Chauhan

Director

DIN- 09533326

Reena

Director

DIN-08129092

Place : Gurugram

Date : 26 May 2022

ZONEX ESTATES PRIVATE LIMITED
STATEMENT OF PROFIT AND LOSS FOR THE YEAR ENDED 31 MARCH 2022
(Amount in rupees hundred, unless otherwise stated)

Particulars	Notes	31 March 2022	31 March 2021
Revenue from operations		-	-
Total Income		-	-
EXPENSES			
Finance costs	13	6.49	6.50
Other expenses	14	115.56	122.67
Total Expenses		122.05	129.17
Profit/(Loss) before tax		(122.05)	(129.17)
Tax expense:			
Current tax		-	-
Profit/(Loss) for the year		(122.05)	(129.17)
Other comprehensive income		-	-
Total other comprehensive income for the year, net of tax		-	-
Total comprehensive income/(loss) for the year, net of tax		(122.05)	(129.17)
Earnings per equity share:	15		
(1) Basic		(0.12)	(0.13)
(2) Diluted		(0.12)	(0.13)
Summary of significant accounting policies	3		

The accompanying notes are an integral part of the financial statements.

As per our report of even date

For **NAV R A T N & C O L L P**
Firm Reg. No.: N500107
Chartered Accountants


Nitish Mittal

Partner
Membership No.: 095337



For and on behalf of the Board of Directors of
ZONEX ESTATES PRIVATE LIMITED


Anitesh Singh Chauhan
Director
DIN- 09533326


Reena
Director
DIN-08129092

Place : Gurugram
Date : 26 May 2022

ZULU PROPERTIES PRIVATE LIMITED
BALANCE SHEET AS AT 31 MARCH 2022
(Amount in rupees hundred, unless otherwise stated)

	Notes	As at 31 March 2022	As at 31 March 2021
ASSETS			
Current assets			
Inventories	4	-	-
Financial assets			
Cash and cash equivalents	5	241.89	248.38
Total Assets		241.89	248.38
EQUITY AND LIABILITIES			
Equity			
Equity share capital	6	1,000.00	1,000.00
Other equity	7	(14,065.72)	(13,958.49)
Total equity		(13,065.72)	(12,958.49)
LIABILITIES			
Current liabilities			
Financial liabilities			
Trade payables	8	-	-
-total outstanding dues of micro and small enterprises		-	-
-total outstanding dues other than micro and small enterprises		59.00	59.00
Other current liabilities	9	13,248.61	13,147.87
Total liabilities		13,307.61	13,206.87
Total Equity and Liabilities		241.89	248.38
Summary of significant accounting policies	3		

The accompanying notes are an integral part of the financial statements.

As per our report of even date

For Rajeev & Ajay
Firm registration No : 009977N
Chartered Accountants

Ajay Kumar Sachdeva
Partner
Membership No : 084302



For and on behalf of the Board of Directors of
ZULU PROPERTIES PRIVATE LIMITED

Narendra Vashisht
Director
DIN-06713906

Sachin Poonia
Director
DIN-09355915

Place : New Delhi
Date : 26 May 2022

ZULU PROPERTIES PRIVATE LIMITED
STATEMENT OF PROFIT AND LOSS FOR THE YEAR ENDED 31 MARCH 2022
(Amount in rupees hundred, unless otherwise stated)

Particulars	Notes	31 March 2022	31 March 2021
Revenue from operations			
Total Income (I)	10	-	124.79
		-	124.79
EXPENSES			
Finance costs	11	6.49	6.49
Other expenses	12	100.74	98.16
Total Expenses (II)		107.23	104.65
Profit/(Loss) before tax from continuing operations (I-II)		(107.23)	20.14
Tax expense:			
Current Tax		-	-
Profit/(Loss) for the year from continuing operations		(107.23)	20.14
Other Comprehensive Income		-	-
Total other comprehensive income for the year, net of tax		-	-
Total comprehensive income/(loss) for the year, net of tax		(107.23)	20.14
Earnings per equity share (computed on the basis of (Profit/(Loss) for the year):	13		
(1) Basic		(1.07)	0.20
(2) Diluted		(1.07)	0.20

Summary of significant accounting policies

3

The accompanying notes are an integral part of the financial statements.

As per our report of even date

For Rajeev & Ajay

Firm registration No : 009977N
Chartered Accountants

Ajay Kumar Sachdeva
Partner
Membership No : 084902



For and on behalf of the Board of Directors of
ZULU PROPERTIES PRIVATE LIMITED

Narendra Vashisht
Director
DIN-06713906

Sachin Poonia
Director
DIN-09355915

(Signature of Narendra Vashisht)

(Signature of Sachin Poonia)

Place : New Delhi
Date : 26 May 2022