

NISHKARSH ESTATES PRIVATE LIMITED
BALANCE SHEET AS AT 31 MARCH 2022
(Amount in rupees hundred, unless otherwise stated)

	Notes	As at 31 March 2022	As at 31 March 2021
ASSETS			
Current assets			
Inventories	4	13,16,435.85	13,16,435.85
Financial assets			
Cash and cash equivalents	5	268.31	274.80
Current tax assets (net)	6	1,228.19	1,228.19
		13,17,932.35	13,17,938.84
Total Assets		13,17,932.35	13,17,938.84
EQUITY AND LIABILITIES			
Equity			
Equity share capital	7	10,000.00	10,000.00
Other equity	8	(4,699.92)	(4,581.99)
Total equity		5,300.08	5,418.01
LIABILITIES			
Current liabilities			
Financial liabilities			
Trade payables	9	-	-
-total outstanding dues of micro and small enterprises		59.00	59.00
-total outstanding dues other than micro and small enterprises			
Other current liabilities	10	13,12,573.27	13,12,461.83
Total liabilities		13,12,632.27	13,12,520.83
Total Equity and Liabilities		13,17,932.35	13,17,938.84
Summary of significant accounting policies	3		

The accompanying notes are an integral part of the financial statements.

As per our report of even date

For N A V R A T N & C O L L P
Firm Reg. No.: N500107
Chartered Accountants


Nitish Mittal

Partner
Membership No.: 095371



For and on behalf of the Board of Directors of
NISHKARSH ESTATES PRIVATE LIMITED


Meda Aswini
Director
DIN-08394637


Vijay Garg
Director
DIN- 08129147

Place : Gurugram
Date : 26 May 2022

NISHKARSH ESTATES PRIVATE LIMITED
STATEMENT OF PROFIT AND LOSS FOR THE YEAR ENDED 31 MARCH 2022
(Amount in rupees hundred, unless otherwise stated)

Particulars	Notes	31 March 2022	31 March 2021
Other Income		-	6,360.66
Total Income	11	-	6,360.66
EXPENSES			
Finance costs	12	6.49	7.02
Other expenses	13	111.44	6,483.33
Total Expenses		117.93	6,490.35
(Loss) before tax from continuing operations		(117.93)	(129.69)
Tax expense:			
Current tax		-	-
(Loss) for the year from continuing operations		(117.93)	(129.69)
Other comprehensive income		-	-
Total other comprehensive income for the year, net of tax		-	-
Total comprehensive income/(loss) for the year, net of tax		(117.93)	(129.69)
Earnings per equity share:	14		
(1) Basic		(1.18)	(1.30)
(2) Diluted		(1.18)	(1.30)

Summary of significant accounting policies

3

The accompanying notes are an integral part of the financial statements.

As per our report of even date

For **NAV RATN & CO LLP**
Firm Reg. No.: N500107
Chartered Accountants


Nitish Mittal
Partner
Membership No.: 095371



For and on behalf of the Board of Directors of
NISHKARSH ESTATES PRIVATE LIMITED


Meda Aswini
Director
DIN-08394637


Vijay Garg
Director
DIN- 08129147

Place : Gurugram
Date : 26 May 2022

NOTCH PROPBUILD PRIVATE LIMITED
BALANCE SHEET AS AT 31 MARCH 2022
(Amount in rupees hundred unless otherwise stated)

	Notes	As at 31 March 2022	As at 31 March 2021
ASSETS			
Current assets			
Inventories	4	7,56,044.27	7,56,044.27
Financial assets			
Cash and cash equivalents	5	249.64	271.63
Other financial assets	6	1,13,592.03	1,13,592.03
Current tax assets (net)	7	150.74	-
		8,70,036.68	8,69,907.93
Total Assets		8,70,036.68	8,69,907.93
EQUITY AND LIABILITIES			
Equity			
Equity share capital	8	1,000.00	1,000.00
Other equity	9	(419.16)	(2,574.18)
Total equity		580.84	(1,574.18)
LIABILITIES			
Current liabilities			
Financial liabilities			
Trade payables	10	-	-
-total outstanding dues of micro and small enterprises		-	-
-total outstanding dues other than micro and small enterprises		59.00	59.00
Other current liabilities	11	8,69,396.83	8,70,928.44
Current tax liabilities (net)	12	-	494.67
Total liabilities		8,69,455.83	8,71,482.11
Total Equity and Liabilities		8,70,036.68	8,69,907.93

Summary of significant accounting policies 3

The accompanying notes are an integral part of the financial statements.

As per our report of even date

For Rajeev & Ajay
Firm registration No : 009977N
Chartered Accountants

Ajay Kumar Sachdeva
Partner
Membership No. : 084302



For and on behalf of the Board of Directors of
NOTCH PROPBUILD PRIVATE LIMITED


Vijay Garg
Director
DIN-08129147


Lalita Kumar Sahoo
Director
DIN-08396540

Place : New Delhi
Date : 26 May 2022

NOTCH PROPBUILD PRIVATE LIMITED
STATEMENT OF PROFIT AND LOSS FOR THE YEAR ENDED 31 MARCH 2022
(Amount in rupees hundred unless otherwise stated)

Particulars	Notes	31 March 2022	31 March 2021
Other Income	13	2,984.50	3,481.88
Total Income (I)		2,984.50	3,481.88
EXPENSES			
Finance costs	14	6.49	7.07
Other expenses	15	98.20	118.68
Total Expenses (II)		104.69	125.75
Profit/(Loss) before tax from continuing operations (I-II)		2,879.81	3,356.13
Tax expense:			
Current Tax		724.79	844.67
Profit/(Loss) for the year from continuing operations		2,155.02	2,511.46
Other Comprehensive Income		-	-
Total other comprehensive income for the year, net of tax		-	-
Total comprehensive income/(loss) for the year, net of tax		2,155.02	2,511.46
Earnings per equity share (computed on the basis of profit/(loss) for the year):	16		
(1) Basic		21.55	25.11
(2) Diluted		21.55	25.11
Summary of significant accounting policies	3		

The accompanying notes are an integral part of the financial statements.

As per our report of even date

For Rajeev & Ajay

Firm registration No : 009977N
Chartered Accountants

Ajay Kumar Sachdeva
Partner
Membership No. : 084302



For and on behalf of the Board of Directors of
NOTCH PROPBUILD PRIVATE LIMITED

Vijay Garg
Director
DIN-08129147

Lalita Kumar Sahoo
Director
DIN-08396540

Place : New Delhi
Date : 26 May 2022

PANSY BUILDCONS PRIVATE LIMITED
BALANCE SHEET AS AT 31 MARCH 2022
(Amount in rupees hundred, unless otherwise stated)

	Notes	As at 31 March 2022	As at 31 March 2021
ASSETS			
Current assets			
Financial assets			
Cash and cash equivalents	4	371.54	353.04
Other financial assets	5	3,27,181.58	3,27,817.18
Current tax assets (net)	6	-	-
Total Assets		3,27,553.13	3,28,170.22
EQUITY AND LIABILITIES			
Equity			
Equity share capital	7	2,000.00	2,000.00
Other equity	8	3,22,594.13	3,22,761.22
Total equity		3,24,594.13	3,24,761.22
LIABILITIES			
Current liabilities			
Financial liabilities			
Trade payables	9	-	-
-total outstanding dues of micro and small enterprises		-	-
-total outstanding dues other than micro and small enterprises		2,959.00	3,409.00
Total liabilities		2,959.00	3,409.00
Total Equity and Liabilities		3,27,553.13	3,28,170.22

Summary of significant accounting policies

3

The accompanying notes are an integral part of the financial statements.

As per our report of even date

For Rajeev & Ajay

Firm registration No : 009977N

Chartered Accountants

Ajay Kumar Sachdeva

Partner

Membership No. : 084302



**For and on behalf of the Board of Directors of
PANSY BUILDCONS PRIVATE LIMITED**

Jahangir Ashraf

Director

DIN-08587748

Arif Mohamad

Director

DIN-07119219

Place : New Delhi

Date : 26 May 2022

PANSY BUILDCONS PRIVATE LIMITED
STATEMENT OF PROFIT AND LOSS FOR THE YEAR ENDED 31 MARCH 2022
(Amount in rupees hundred, unless otherwise stated)

Particulars	Notes	31 March 2022	31 March 2021
Revenue from operations		-	-
Total Income (I)		-	-
EXPENSES			
Finance costs	10	6.49	6.73
Other expenses	11	160.60	8,500.96
Total Expenses (II)		167.09	8,507.69
Profit/(Loss) before tax from continuing operations (I-II)		(167.09)	(8,507.69)
Tax expense:			
Current Tax		-	-
Profit/(Loss) for the year from continuing operations		(167.09)	(8,507.69)
Other Comprehensive Income		-	-
Total other comprehensive income for the year, net of tax		-	-
Total comprehensive income/(loss) for the year, net of tax		(167.09)	(8,507.69)
Earnings per equity share (computed on the basis of profit/(loss) for the year):	12		
(1) Basic		(0.84)	(0.43)
(2) Diluted		(0.84)	(0.43)

Summary of significant accounting policies 3

The accompanying notes are an integral part of the financial statements.

As per our report of even date

For Rajeev & Ajay
Firm registration No : 009977N
Chartered Accountants

Ajay Kumar Sachdeva
Partner
Membership No. : 084302



For and on behalf of the Board of Directors of
PANSY BUILDCONS PRIVATE LIMITED

Jahangir Ashraf
Director
DIN-08587748

Arif Mohamad
Director
DIN-07119219

Place : New Delhi
Date : 26 May 2022

PAVING PROBUILD PRIVATE LIMITED
BALANCE SHEET AS AT 31 MARCH 2022
(Amount in rupees hundred, unless otherwise stated)

	Notes	As at 31 March 2022	As at 31 March 2021
ASSETS			
Current assets			
Inventories	4	50,772.90	50,772.90
Financial assets			
Cash and cash equivalents	5	228.19	234.67
Total Assets		51,001.09	51,007.57
EQUITY AND LIABILITIES			
Equity			
Equity share capital	6	1,000.00	1,000.00
Other equity	7	(11,750.48)	(11,645.79)
Total equity		(10,750.48)	(10,645.79)
LIABILITIES			
Current liabilities			
Financial liabilities			
Trade payables	8	-	-
-total outstanding dues of micro and small enterprises		59.00	59.00
-total outstanding dues other than micro and small enterprises	9	61,692.56	61,594.36
Total liabilities		61,751.56	61,653.36
Total Equity and Liabilities		51,001.09	51,007.57
Summary of significant accounting policies	3		

The accompanying notes are an integral part of the financial statements.

As per our report of even date

For Rajeev & Ajay

Firm registration No : 009977N

Chartered Accountants

Ajay Kumar Sachdeva

Partner

Membership No. : 084302

For and on behalf of the Board of Directors of
PAVING PROBUILD PRIVATE LIMITED

Vijay Garg

Director

DIN-08129147

Lalita Kumar Sahoo

Director

DIN-08396540

Place : New Delhi

Date : 26 May 2022

PAVING PROPBUILD PRIVATE LIMITED
STATEMENT OF PROFIT AND LOSS FOR THE YEAR ENDED 31 MARCH 2022
(Amount in rupees hundred, unless otherwise stated)

Particulars	Notes	31 March 2022	31 March 2021
Revenue from operations		-	-
Total Income (I)		-	-
EXPENSES			
Finance costs	10	6.49	6.49
Other expenses	11	98.20	95.07
Total Expenses (II)		104.69	101.56
Profit/(Loss) before tax from continuing operations (I-II)		(104.69)	(101.56)
Tax expense:			
Current tax		-	-
Profit/(Loss) for the year from continuing operations		(104.69)	(101.56)
Other comprehensive income		-	-
Total other comprehensive income for the year, net of tax		-	-
Total comprehensive (loss) for the year, net of tax		(104.69)	(101.56)
Earnings per equity share:	12		
(1) Basic		(1.05)	(1.02)
(2) Diluted		(1.05)	(1.02)

Summary of significant accounting policies

3

The accompanying notes are an integral part of the financial statements.

As per our report of even date

For Rajeev & Ajay

Firm registration No. 0049778

Chartered Accountants

Ajay Kumar Sachdeva
Partner

Membership No. : 084302



For and on behalf of the Board of Directors of

PAVING PROPBUILD PRIVATE LIMITED

Vijay Garg

Director

DIN-08129147

Lalita Kumar Sahoo

Director

DIN-08396540

Place : New Delhi

Date : 26 May 2022

PERCH CONBUILD PRIVATE LIMITED
BALANCE SHEET AS AT 31 MARCH 2022
(Amount in rupees hundred, unless otherwise stated)

	Notes	As at 31 March 2022	As at 31 March 2021
ASSETS			
Non-current assets			
Current assets			
Financial assets			
Investments	4	-	-
Cash and cash equivalents	5	219.44	225.93
Total Assets		219.44	225.93
EQUITY AND LIABILITIES			
Equity			
Equity share capital	6	1,000.00	1,000.00
Other equity	7	(2,51,574.89)	(2,51,473.32)
Total equity		(2,50,574.89)	(2,50,473.32)
LIABILITIES			
Current liabilities			
Financial liabilities			
Trade payables	8	-	-
-total outstanding dues of micro and small enterprises		-	-
-total outstanding dues other than micro and small enterprises		59.00	59.00
Other current liabilities	9	2,50,735.33	2,50,640.25
Total liabilities		2,50,794.33	2,50,699.25
Total Equity and Liabilities		219.44	225.93
Summary of significant accounting policies	3		

The accompanying notes are an integral part of the financial statements.

As per our report of even date

For Rajeev & Ajay
Firm registration No : 009977N
Chartered Accountants

Ajay Kumar Sachdeva
Partner
Membership No. : 084302



For and on behalf of the Board of Directors of
PERCH CONBUILD PRIVATE LIMITED

Vijay Garg
Director
DIN-08129147

Sudesh Pal Singh
Director
DIN-01888151

Place : New Delhi
Date : 26 May 2022


PERCH CONBUILD PRIVATE LIMITED
STATEMENT OF PROFIT AND LOSS FOR THE YEAR ENDED 31 MARCH 2022
(Amount in rupees hundred, unless otherwise stated)

Particulars	Notes	31 March 2022	31 March 2021
Revenue from operations		-	-
Total Income (I)		-	-
EXPENSES			
Finance costs	10	6.49	6.49
Other expenses	11	95.08	118.68
Total Expenses (II)		101.57	125.17
Profit/(Loss) before tax from continuing operations (I-II)		(101.57)	(125.17)
Tax expense:			
Current Tax		-	-
Profit/(Loss) for the year from continuing operations		(101.57)	(125.17)
Other Comprehensive Income		-	-
Total other comprehensive income for the year, net of tax		-	-
Total comprehensive income/(loss) for the year, net of tax		(101.57)	(125.17)
Earnings per equity share (computed on the basis of profit/(loss) for the year):	12		
(1) Basic		(1.02)	(1.25)
(2) Diluted		(1.02)	(1.25)
Summary of significant accounting policies	3		

The accompanying notes are an integral part of the financial statements.

As per our report of even date


For Rajeev & Ajay
Firm registration No : 009977N
Chartered Accountants


Ajay Kumar Sachdeva
Partner
Membership No. : 084302



For and on behalf of the Board of Directors of
PERCH CONBUILD PRIVATE LIMITED


Vijay Garg
Director
DIN-08129147


Sudesh Pal Singh
Director
DIN-01888151

Place : New Delhi
Date : 26 May 2022

PERPETUAL REALTORS PRIVATE LIMITED
BALANCE SHEET AS AT 31 MARCH 2022
(Amount in rupees hundred, unless otherwise stated)

	Notes	As at 31 March 2022	As at 31 March 2021
ASSETS			
Current assets			
Inventories	4	9,46,675.25	9,46,675.25
Financial assets			
Cash and cash equivalents	5	760.33	752.06
Other financial assets	6	1,36,130.32	1,36,130.32
Current tax assets (net)	7	5,056.27	5,056.27
Total assets		10,88,622.18	10,88,613.90
EQUITY AND LIABILITIES			
Equity			
Equity share capital	8	1,000.00	1,000.00
Other equity	9	(8,294.74)	(5,913.64)
Total equity		(7,294.74)	(4,913.64)
LIABILITIES			
Current liabilities			
Financial liabilities			
Trade payables	10	-	-
-total outstanding dues of micro and small enterprises		59.00	59.00
-total outstanding dues other than micro and small enterprises			
Other current liabilities	11	10,95,857.92	10,93,468.54
Total liabilities		10,95,916.92	10,93,527.54
Total equity and liabilities		10,88,622.18	10,88,613.90

Summary of significant accounting policies

3

The accompanying notes are an integral part of the financial statements.


As per our report of even date


For N A V R A T N & C O L L P
Firm Reg. No.: N500107
Chartered Accountants


Nitish Mittal
Partner
Membership No.: 095371



For and on behalf of the Board of Directors of
PERPETUAL REALTORS PRIVATE LIMITED


Dhiraj Kumar Singh
Director
DIN- 08375395


Manish Kumar
Director
DIN- 08376582

Place : Gurugram
Date : 26 May 2022

PERPETUAL REALTORS PRIVATE LIMITED
STATEMENT OF PROFIT AND LOSS FOR THE YEAR ENDED 31 MARCH 2022
(Amount in rupees hundred, unless otherwise stated)

Particulars	Notes	31 March 2022	31 March 2021
Revenue from operations	12	383.01	-
Other Income	13	-	61,089.57
Total Income		383.01	61,089.57
EXPENSES			
Finance costs	14	7.79	7.04
Other expenses	15	2,756.32	61,848.98
Total Expenses		2,764.11	61,856.02
(Loss) before tax from continuing operations		(2,381.10)	(766.45)
Tax expense:			
Current tax		-	-
(Loss) for the year from continuing operations		(2,381.10)	(766.45)
Other comprehensive income		-	-
Total other comprehensive income for the year, net of tax		-	-
Total comprehensive (loss) for the year, net of tax		(2,381.10)	(766.45)
Earnings per equity share:	16		
Basic (Rs.)		(23.81)	(7.66)
Diluted (Rs.)		(23.81)	(7.66)
Summary of significant accounting policies	3		

The accompanying notes are an integral part of the financial statements.

As per our report of even date

For **NAV RATN & CO LLP**
Firm Reg. No.: N500107
Chartered Accountants



Nitish Mittal
Partner
Membership No.: 095377



Place : Gurugram
Date : 26 May 2022

For and on behalf of the Board of Directors of
PERPETUAL REALTORS PRIVATE LIMITED


Dhiraj Kumar Singh
Director
DIN- 08375395


Manish Kumar
Director
DIN- 08376582

PRAGYA BUILDCON PRIVATE LIMITED
BALANCE SHEET AS AT 31 MARCH 2022
(Amount in rupees hundred, unless otherwise stated)

	Notes	As at 31 March 2022	As at 31 March 2021
ASSETS			
Current assets			
Inventories	4	9,75,589.33	9,75,589.33
Financial assets			
Cash and cash equivalents	5	258.24	264.73
Other current assets	6	-	-
Total Assets		9,75,847.57	9,75,854.06
EQUITY AND LIABILITIES			
Equity			
Equity share capital	7	1,000.00	1,000.00
Other equity	8	(3,89,779.16)	(3,89,669.47)
Total equity		(3,88,779.16)	(3,88,669.47)
LIABILITIES			
Current liabilities			
Financial liabilities			
Trade payables	9	-	-
-total outstanding dues of micro and small enterprises		59.00	59.00
-total outstanding dues other than micro and small enterprises	10	13,64,567.73	13,64,464.53
Other current liabilities			
Total liabilities		13,64,626.73	13,64,523.53
Total Equity and Liabilities		9,75,847.57	9,75,854.06

Summary of significant accounting policies

3

The accompanying notes are an integral part of the financial statements.

As per our report of even date

For Rajeev & Ajay

Firm registration No. 002957N
Chartered Accountants

Ajay Kumar Sachdeva

Partner

Membership No. : 084302



For and on behalf of the Board of Directors of
PRAGYA BUILDCON PRIVATE LIMITED

Reeti Puja Khuttan

Director

DIN- 08595774

Manoj Soni

Director

DIN- 08129479

(Signatures of Reeti Puja Khuttan and Manoj Soni)

Place : New Delhi

Date : 26 May 2022

PRAGYA BUILDCON PRIVATE LIMITED
STATEMENT OF PROFIT AND LOSS FOR THE YEAR ENDED 31 MARCH 2022
(Amount in rupees hundred, unless otherwise stated)

Particulars	Notes	31 March 2022	31 March 2021
Revenue from operations		-	-
Total Income (I)		-	-
EXPENSES			
Finance costs	11	6.49	6.49
Other expenses	12	103.20	122.68
Total Expenses (II)		109.69	129.17
Profit/(Loss) before tax from continuing operations (I-II)		(109.69)	(129.17)
Tax expense:			
Current tax		-	-
Profit/(Loss) for the year from continuing operations		(109.69)	(129.17)
Other comprehensive income		-	-
Total other comprehensive income for the year, net of tax		-	-
Total comprehensive (loss) for the year, net of tax		(109.69)	(129.17)
Earnings per equity share:	13		
(1) Basic		(1.10)	(1.29)
(2) Diluted		(1.10)	(1.29)

Summary of significant accounting policies

3

The accompanying notes are an integral part of the financial statements.

As per our report of even date

For Rajeev & Ajay

Firm registration No : 009977N
Chartered Accountants

Ajay Kumar Suchdeva

Partner

Membership No. : 084302



For and on behalf of the Board of Directors of
PRAGYA BUILDCON PRIVATE LIMITED

Reeti Puja Khuttan

Director

DIN- 08595774

Manoj Soni

Director

DIN- 08129479

Place : New Delhi

Date : 26 May 2022

PRATHAM PROMOTERS PRIVATE LIMITED
BALANCE SHEET AS AT 31 MARCH 2022
(Amount in Rupees hundred, unless otherwise stated)

	Notes	As at 31 March 2022	As at 31 March 2021
ASSETS			
Current assets			
Financial assets			
Cash and cash equivalents	4	242.77	249.26
Total Assets		242.77	249.26
EQUITY AND LIABILITIES			
Equity			
Equity share capital	5	10,000.00	10,000.00
Other equity	6	(10,576.07)	(10,462.26)
Total equity		(576.07)	(462.26)
LIABILITIES			
Current liabilities			
Financial liabilities			
Trade payables	7	-	-
-total outstanding dues of micro and small enterprises		-	-
-total outstanding dues other than micro and small enterprises		118.00	118.00
Other current liabilities	8	700.84	593.52
Total liabilities		818.84	711.52
Total Equity and Liabilities		242.77	249.26
Summary of significant accounting policies	3		

The accompanying notes are an integral part of the financial statements.

As per our report of even date

For Rajeev & Ajay
Firm registration No : 009977N
Chartered Accountants

Ajay Kumar Sachdeva
Partner
Membership No. : 084302

For and on behalf of the Board of Directors of
PRATHAM PROMOTERS PRIVATE LIMITED

Deepak Jain
Director
DIN- 08129166

Rahul
Director
DIN- 09331369

Place : New Delhi
Date : 26 May 2022

PRATHAM PROMOTERS PRIVATE LIMITED
STATEMENT OF PROFIT AND LOSS FOR THE YEAR ENDED 31 MARCH 2022
(Amount in Rupees hundred, unless otherwise stated)

Particulars	Notes	31 March 2022	31 March 2021
Revenue from operations		-	-
Total Income (I)		-	-
EXPENSES			
Finance costs	9	6.49	6.49
Other expenses	10	107.32	99.07
Total Expenses (II)		113.81	105.56
Profit/(Loss) before tax from continuing operations (I-II)		(113.81)	(105.56)
Tax expense:			
Current tax		-	-
Profit/(Loss) for the year from continuing operations		(113.81)	(105.56)
Other Comprehensive Income		-	-
Total other comprehensive income for the year, net of tax		-	-
Total comprehensive income/(loss) for the year, net of tax		(113.81)	(105.56)
Earnings per equity share (computed on the basis of profit/(loss) for the year):	11		
(1) Basic		(0.1138)	(0.1056)
(2) Diluted		(0.1138)	(0.1056)

Summary of significant accounting policies 3

The accompanying notes are an integral part of the financial statements.

As per our report of even date

For Rajeev & Ajay
Firm registration No : 009977N
Chartered Accountants

Ajay Kumar Sachdeva
Partner
Membership No. : 084302

For and on behalf of the Board of Directors of
PRATHAM PROMOTERS PRIVATE LIMITED

Deepak Jain
Director
DIN- 08129166

Rahul
Director
DIN- 09331369

Place : New Delhi
Date : 26 May 2022

PRATIKSHA BUILDCON PRIVATE LIMITED
BALANCE SHEET AS AT 31 MARCH 2022
(Amount in rupees hundred, unless otherwise stated)

	Notes	As at 31 March 2022	As at 31 March 2021
ASSETS			
Current assets			
Inventories	4	31,88,663.06	31,88,663.06
Financial assets			
Cash and cash equivalents	5	208.61	215.10
Total Assets		31,88,871.67	31,88,878.16
EQUITY AND LIABILITIES			
Equity			
Equity share capital	6	10,000.00	10,000.00
Other equity	7	(7,881.64)	(7,771.95)
Total equity		2,118.36	2,228.05
LIABILITIES			
Current liabilities			
Financial liabilities			
Trade payables	8	-	-
-total outstanding dues of micro and small enterprises			
-total outstanding dues other than micro and small enterprises		59.00	59.00
Other current liabilities	9	31,86,694.31	31,86,591.11
Total liabilities		31,86,753.31	31,86,650.11
Total Equity and Liabilities		31,88,871.67	31,88,878.16
Summary of significant accounting policies	3		

The accompanying notes are an integral part of the financial statements.

As per our report of even date

For N A V R A T N & C O L L P
Firm registration No.: N500107
Chartered Accountants

Nitin Mittal
Partner

Membership No.: 095371



For and on behalf of the Board of Directors of
PRATIKSHA BUILDCON PRIVATE LIMITED

Reeti Puja Khuttan
Director
DIN-08595774

Narendra Vashisht
Director
DIN- 06713906

Place : Gurugram
Date : 26 May 2022

PRATIKSHA BUILDCON PRIVATE LIMITED
STATEMENT OF PROFIT AND LOSS FOR THE YEAR ENDED 31 MARCH 2022
(Amount in rupees hundred, unless otherwise stated)

Particulars	Notes	31 March 2022	31 March 2021
Other income		-	-
Total Income		-	-
EXPENSES			
Finance costs	10	6.49	6.49
Other expenses	11	103.20	122.68
Total Expenses		109.69	129.17
(Loss) before tax from continuing operations		(109.69)	(129.17)
Tax expense:			
Current tax		-	-
(Loss) for the year from continuing operations		(109.69)	(129.17)
Other comprehensive income		-	-
Total other comprehensive income for the year, net of tax		-	-
Total comprehensive (loss) for the year, net of tax		(109.69)	(129.17)
Earnings per equity share:	12		
(1) Basic		(0.11)	(0.13)
(2) Diluted		(0.11)	(0.13)

Summary of significant accounting policies

3

The accompanying notes are an integral part of the financial statements.

As per our report of even date

For NAVRATN & CO LLP
Firm registration No.: N500107
Chartered Accountants

Nitish Mittal
Partner
Membership No.: 095371



For and on behalf of the Board of Directors of
PRATIKSHA BUILDCON PRIVATE LIMITED

Reeti Puja Khuttan
Director
DIN-08595774

Narendra Vashisht
Director
DIN- 06713906

Place : Gurugram
Date : 26 May 2022

PREZZIE BUILDCON PRIVATE LIMITED
BALANCE SHEET AS AT 31 MARCH 2022
(Amount in rupees hundred unless otherwise stated)

	Notes	As at 31 March 2022	As at 31 March 2021
ASSETS			
Current assets			
Inventories	4	1,20,875.02	91,673.20
Financial assets			
Cash and cash equivalents	5	239.62	246.23
Other financial assets	6	1,807.31	1,807.31
Current tax assets (net)	7	-	-
Total Assets		1,22,921.95	93,726.74
EQUITY AND LIABILITIES			
Equity			
Equity share capital	8	1,000.00	1,000.00
Other equity	9	(2,187.07)	(2,082.38)
Total equity		(1,187.07)	(1,082.38)
LIABILITIES			
Current liabilities			
Financial liabilities			
Trade payables	10	-	-
-total outstanding dues of micro and small enterprises		-	-
-total outstanding dues other than micro and small enterprises		59.00	59.00
Other current liabilities	11	1,24,050.01	94,750.12
Total liabilities		1,24,109.01	94,809.12
Total Equity and Liabilities		1,22,921.95	93,726.74

Summary of significant accounting policies 3

The accompanying notes are an integral part of the financial statements.

As per our report of even date

For Rajeev & Ajay

Firm registration No. 009977N

Chartered Accountants



Ajay Kumar Sachdeva

Partner

Membership No. : 084302

For and on behalf of the Board of Directors of
PREZZIE BUILDCON PRIVATE LIMITED

Seema Shekher

Director

DIN- 08376730

Narendra Vashisht

Director

DIN-06713906

Place : New Delhi

Date : 26 May 2022

PREZZIE BUILDCON PRIVATE LIMITED
STATEMENT OF PROFIT AND LOSS FOR THE YEAR ENDED 31 MARCH 2022
(Amount in rupees hundred unless otherwise stated)

Particulars	Notes	31 March 2022	31 March 2021
Revenue from operations		-	-
Total Income (I)		-	-
EXPENSES			
Finance costs	12	6.49	6.49
Other expenses	13	98.20	98.19
Total Expenses (II)		104.69	104.68
Profit/(Loss) before tax from continuing operations (I-II)		(104.69)	(104.68)
Tax expense:			
Current tax		-	-
Profit/(Loss) for the year from continuing operations		(104.69)	(104.68)
Other Comprehensive Income		-	-
Total other comprehensive income for the year, net of tax		-	-
Total comprehensive income/(loss) for the year, net of tax		(104.69)	(104.68)
Earnings per equity share (computed on the basis of profit/(loss) for the year):	14		
(1) Basic		(1.05)	(1.05)
(2) Diluted		(1.05)	(1.05)

Summary of significant accounting policies 3

The accompanying notes are an integral part of the financial statements.


As per our report of even date


For Rajeev & Ajay
Firm registration No. 00997784
Chartered Accountants



Ajay Kumar Sachdeva
Partner
Membership No. : 084302

For and on behalf of the Board of Directors of
PREZZIE BUILDCON PRIVATE LIMITED


Seema Shekher
Director
DIN- 08376730


Narendra Vashisht
Director
DIN-06713906

Place : New Delhi
Date : 26 May 2022

PROGENY BUILDCON PRIVATE LIMITED
BALANCE SHEET AS AT 31 MARCH 2022
(Amount in Rupees hundred unless otherwise stated)

ASSETS

Current assets

Inventories	
Financial assets	
Cash and cash equivalents	
Current tax assets (net)	
Total Assets	

Notes	As at 31 March 2022	As at 31 March 2021
4	2,73,757.57	1,76,104.14
5	211.75	218.71
6	18,372.49	18,372.49
	2,92,341.81	1,94,695.34

EQUITY AND LIABILITIES

Equity

Equity share capital	
Other equity	
Total equity	

7	1,000.00	1,000.00
8	(1,534.47)	(1,429.78)
	(534.47)	(429.78)

LIABILITIES

Current liabilities

Financial liabilities	
Trade payables	
-total outstanding dues of micro and small enterprises	
-total outstanding dues other than micro and small enterprises	
Other current liabilities	
Total liabilities	

9	-	-
	59.00	59.00
10	2,92,817.28	1,95,066.12
	2,92,876.28	1,95,125.12
	2,92,341.81	1,94,695.34

Total Equity and Liabilities

Summary of significant accounting policies

3

The accompanying notes are an integral part of the financial statements.

As per our report of even date

For Rajeev & Ajay

Firm registration No. 0099741
Chartered Accountants

Ajay Kumar Sachdeva
Partner
Membership No. : 084302



For and on behalf of the Board of Directors of
PROGENY BUILDCON PRIVATE LIMITED

Akshat
Akshat Maheshwari
Director
DIN-07504909

Suman
Suman Jain
Director
DIN- 08385675

Place : New Delhi
Date : 26 May 2022

PROGENY BUILDCON PRIVATE LIMITED
STATEMENT OF PROFIT AND LOSS FOR THE YEAR ENDED 31 MARCH 2022
(Amount in Rupees hundred unless otherwise stated)

Particulars	Notes	31 March 2022	31 March 2021
Revenue from operations		-	-
Total Income (I)		-	-
EXPENSES			
Finance costs	11	6.49	6.49
Other expenses	12	98.20	118.67
Total Expenses (II)		104.69	125.16
Profit/(Loss) before tax from continuing operations (I-II)		(104.69)	(125.16)
Tax expense			
Current tax		-	-
Profit/(Loss) for the year from continuing operations		(104.69)	(125.16)
Other comprehensive income		-	-
Total other comprehensive income for the year, net of tax		-	-
Total comprehensive (loss) for the year, net of tax		(104.69)	(125.16)
Earnings per equity share:	13		
(1) Basic		(1.05)	(1.25)
(2) Diluted		(1.05)	(1.25)

Summary of significant accounting policies

3

The accompanying notes are an integral part of the financial statements.

As per our report of even date

For Rajeev & Ajay

Firm registration No : 009977N

Chartered Accountants

Ajay Kumar Sachdeva

Partner

Membership No. : 084302



For and on behalf of the Board of Directors of

PROGENY BUILDCON PRIVATE LIMITED

Akshat Maheshwari

Director

DIN-07504909

Suman Jain

Director

DIN- 08385675

Place : New Delhi

Date : 26 May 2022

PROSPEROUS CONSTRUCTIONS PRIVATE LIMITED
BALANCE SHEET AS AT 31 MARCH 2022
(Amount in rupees hundred, unless otherwise stated)

ASSETS

Current assets

Inventories	4	4,60,965.09	5,91,145.22
Financial assets			
Cash and cash equivalents	5	61.97	230.46
Other financial assets	6	6,77,206.71	6,77,206.71
Current tax assets (net)	7	-	3,170.94

Total assets

EQUITY AND LIABILITIES

Equity

Equity share capital	8	1,000.00	1,000.00
Other equity	9	31,610.26	(23,122.07)
Total equity		32,610.26	(22,122.07)

LIABILITIES

Current liabilities

Financial liabilities			
Trade payables	10	-	-
-total outstanding dues of micro and small enterprises		3,803.50	244.60
-total outstanding dues other than micro and small enterprises	11	10,86,110.49	12,93,630.80
Other current liabilities	12	15,709.52	-
Current tax liabilities (net)			
Total liabilities		11,05,623.51	12,93,875.40

Total equity and liabilities

Summary of significant accounting policies

The accompanying notes are an integral part of the financial statements.

As per our report of even date

For N A V R A T N & C O L L P

Firm Reg. No.: N500107

Chartered Accountants


Nishu Mittal
Partner

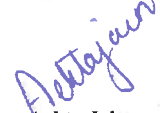
Membership No.: 095377



For and on behalf of the Board of Directors of

PROSPEROUS CONSTRUCTIONS PRIVATE LIMITED


Manoj Kumar Singh
Director
DIN- 08858738


Aekta Jain
Director
DIN- 06776771

Place : Gurugram
Date : 26 May 2022

PROSPEROUS CONSTRUCTIONS PRIVATE LIMITED
STATEMENT OF PROFIT AND LOSS FOR THE YEAR ENDED 31 MARCH 2022
(Amount in rupees hundred, unless otherwise stated)

Particulars	Notes	31 March 2022	31 March 2021
Revenue from operations	13	2,07,651.23	-
Total Income		2,07,651.23	-
EXPENSES			
Cost of revenue	14	1,30,180.13	-
Finance costs	15	6.49	6.50
Other expenses	16	3,851.82	126.79
Total Expenses		1,34,038.44	133.29
Profit/(Loss) before tax		73,612.79	(133.29)
Tax expense:			
Current tax		18,880.46	-
Profit/(Loss) for the year		54,732.33	(133.29)
Other comprehensive income		-	-
Total other comprehensive income for the year, net of tax		-	-
Total comprehensive income/(loss) for the year, net of tax		54,732.33	(133.29)
Earnings per equity share:	17		
(1) Basic		547.32	(1.33)
(2) Diluted		547.32	(1.33)

Summary of significant accounting policies

3

The accompanying notes are an integral part of the financial statements.

As per our report of even date


For **NAV R A T N & CO LLP**
Firm Reg. No.: N500107
Chartered Accountants


Nitish Mittal
Partner
Membership No.: 095371



For and on behalf of the Board of Directors of
PROSPEROUS CONSTRUCTIONS PRIVATE LIMITED


Manoj Kumar Singh
Director
DIN- 08858738


Aekta Jain
Director
DIN- 06776771

Place : Gurugram
Date : 26 May 2022

PROSPERUS BUILDCON PRIVATE LIMITED
BALANCE SHEET AS AT 31 MARCH 2022
(Amount in rupees hundred, unless otherwise stated)

	Notes	As at 31 March 2022	As at 31 March 2021
ASSETS			
Non-current assets			
Financial Assets			
Investments	4	8,000.00	8,000.00
		8,000.00	8,000.00
Current assets			
Inventories	5	54,47,633.51	54,89,738.19
Financial assets			
Cash and cash equivalents	6	1,944.80	2,551.78
Other bank balances	7	50,408.85	50,408.85
Other financial assets	8	1,89,682.55	1,86,286.43
Other current assets	9	5,87,831.71	5,87,875.87
		62,77,501.42	63,16,861.12
Total assets		62,85,501.42	63,24,861.12
EQUITY AND LIABILITIES			
Equity			
Equity share capital	10	2,000.00	2,000.00
Other equity	11	(26,337.03)	(28,895.38)
Total equity		(24,337.03)	(26,895.38)
LIABILITIES			
Current liabilities			
Financial liabilities			
Trade payables	12		
-total outstanding dues of micro and small enterprises		-	55.25
-total outstanding dues other than micro and small enterprises		67.16	567.03
Other current liabilities	13	63,09,771.29	63,51,134.22
Total liabilities		63,09,838.45	63,51,756.50
Total equity and liabilities		62,85,501.42	63,24,861.12

Summary of significant accounting policies

3

The accompanying notes are an integral part of the financial statements.

As per our report of even date


For N A V R A T N & CO LLP
Firm Reg. No.: N500107
Chartered Accountants


Nitish Mittal
Partner
Membership No.: 09537



For and on behalf of the Board of Directors of
PROSPERUS BUILDCON PRIVATE LIMITED


Shishir Lal
Director
DIN- 02210170


Sudesh Pal Singh
Director
DIN- 01888151

Place : Gurugram
Date : 26 Mar 2022

PROSPERUS BUILDCON PRIVATE LIMITED
STATEMENT OF PROFIT AND LOSS FOR THE YEAR ENDED 31 MARCH 2022
(Amount in rupees hundred, unless otherwise stated)

Particulars	Notes	31 March 2022	31 March 2021
INCOME			
Revenue from operations	14	78.84	-
Other income	15	3,557.87	3,396.12
Total Income		3,636.71	3,396.12
EXPENSES			
Finance costs	16	-	63.58
Other expenses	17	272.32	194.95
Total Expenses		272.32	258.53
Profit/(Loss) before tax		3,364.39	3,137.59
Tax expense:			
Current tax		806.04	789.67
Profit/(Loss) for the year		2,558.35	2,347.92
Other comprehensive income		-	-
Total other comprehensive income for the year, net of tax		-	-
Total comprehensive income/(loss) for the year, net of tax		2,558.35	2,347.92
Earnings per equity share:	18		
(1) Basic		12.79	11.74
(2) Diluted		12.79	11.74

Summary of significant accounting policies

3

The accompanying notes are an integral part of the financial statements.

As per our report of even date

For N A V R A T N & CO LLP
Firm Reg. No.: N500107
Chartered Accountants

Nitish Mittal
Partner
Membership No.: 09537



For and on behalf of the Board of Directors of
PROSPERUS BUILDCON PRIVATE LIMITED

Shishir Lal
Director
DIN- 02210170

Sudesh Pal Singh
Director
DIN- 01888151

Place : Gurugram
Date : 26 Mar 2022

PUKHRAJ REALTORS PRIVATE LIMITED
BALANCE SHEET AS AT 31 MARCH 2022
(Amount in rupees hundred, unless otherwise stated)

	Notes	As at 31 March 2022	As at 31 March 2021
ASSETS			
Current assets			
Inventories	4	10,55,393.57	12,11,200.13
Financial assets			
Cash and cash equivalents	5	2,989.99	214.38
Other current assets	6	8,000.00	8,000.00
Total Assets		10,66,383.56	12,19,414.51
EQUITY AND LIABILITIES			
Equity			
Equity share capital	7	1,000.00	1,000.00
Other equity	8	(16,992.23)	(1,752.62)
Total equity		(15,992.23)	(752.62)
LIABILITIES			
Current liabilities			
Financial liabilities			
Trade payables	9	-	-
-total outstanding dues of micro and small enterprises		59.00	221.00
-total outstanding dues other than micro and small enterprises	10	10,82,316.79	12,19,946.13
Other current liabilities		10,82,375.79	12,20,167.13
Total liabilities		10,66,383.56	12,19,414.51
Total Equity and Liabilities		10,66,383.56	12,19,414.51

Summary of significant accounting policies

3

The accompanying notes are an integral part of the financial statements.

As per our report of even date

For **NAVRA TN & CO LLP**
Firm registration No.: N500107
Chartered Accountants

Nitish Mittal
Partner
Membership No.: 095371



Place : Gurugram
Date : 26 May 2022

For and on behalf of the Board of Directors of
PUKHRAJ REALTORS PRIVATE LIMITED

Shah Maqbool Alam
Director
DIN-06694170

Vinod Balhara
Director
DIN-08129149

PUKHRAJ REALTORS PRIVATE LIMITED
STATEMENT OF PROFIT AND LOSS FOR THE YEAR ENDED 31 MARCH 2022
(Amount in rupees hundred, unless otherwise stated)

Particulars	Notes	31 March 2022	31 March 2021
INCOME			
Revenue from operations	11	1,84,143.54	-
Total Income		1,84,143.54	-
EXPENSES			
Cost of revenue	12	1,98,876.56	-
Finance costs	13	172.40	6.67
Other expenses	14	334.20	118.66
Total Expenses		1,99,383.16	125.33
(Loss) before tax from continuing operations		(15,239.61)	(125.33)
Tax expense:			
Current tax		-	-
(Loss) for the year from continuing operations		(15,239.61)	(125.33)
Other comprehensive income		-	-
Total other comprehensive income for the year, net of tax		-	-
Total comprehensive (loss) for the year, net of tax		(15,239.61)	(125.33)
Earnings per equity share:	15		
(1) Basic		(152.40)	(1.25)
(2) Diluted		(152.40)	(1.25)
Summary of significant accounting policies	3		

The accompanying notes are an integral part of the financial statements.

As per our report of even date

For **NAV RATN & CO LLP**

Firm registration No.: N500107

Chartered Accountants

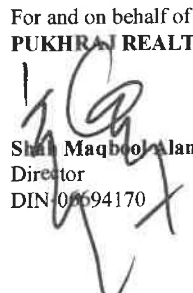

Nitish Mittal

Partner

Membership No.: 095371



For and on behalf of the Board of Directors of
PUKHRAJ REALTORS PRIVATE LIMITED


Shah Maqbool Alam

Director

DIN-00694170


Vinod Balhara

Director

DIN-08129149

Place : Gurugram

Date : 26 May 2022

PULSE ESTATES PRIVATE LIMITED
BALANCE SHEET AS AT 31 MARCH 2022
(Amount in rupees hundred, unless otherwise stated)

	Notes	As at 31 March 2022	As at 31 March 2021
ASSETS			
Current assets			
Inventories	4	4,79,587.55	4,43,187.55
Financial assets			
Cash and cash equivalents	5	120.98	224.67
Other current assets	6	-	-
Total Assets		4,79,708.53	4,43,412.22
EQUITY AND LIABILITIES			
Equity			
Equity share capital	7	1,000.00	1,000.00
Other equity	8	(29,452.81)	(29,182.92)
Total equity		(28,452.81)	(28,182.92)
LIABILITIES			
Current liabilities			
Financial liabilities			
Trade payables	9	370.76	532.76
-total outstanding dues other than micro and small enterprise			
Other current liabilities	10	5,07,790.58	4,71,062.38
Total liabilities		5,08,161.34	4,71,595.14
Total Equity and Liabilities		4,79,708.53	4,43,412.22

Summary of significant accounting policies

The accompanying notes are an integral part of the financial statements.

As per our report of even date

For Rajeev & Ajay
Firm registration No : 009977N
Chartered Accountants

Ajay Kumar Sachdeva
Partner
Membership No. 884302



For and on behalf of the Board of Directors of
PULSE ESTATES PRIVATE LIMITED

Vivek Singh
Director
DIN- 03466774

Satish Kumar Goyal
Director
DIN- 06520570

Place : New Delhi
Date : 26 May 2022

PULSE ESTATES PRIVATE LIMITED
STATEMENT OF PROFIT AND LOSS FOR THE YEAR ENDED 31 MARCH 2022
(Amount in rupees hundred, unless otherwise stated)

Particulars	Notes	31 March 2022	31 March 2021
Revenue from operations	11	-	2,500.00
Total Income (I)		-	2,500.00
EXPENSES			
Finance costs	12	171.69	6.49
Other expenses	13	98.20	121.78
Total Expenses (II)		269.89	128.27
Profit/(Loss) before tax from continuing operations (I-II)		(269.89)	2,371.73
Tax expense:			
Current Tax		-	-
Profit/(Loss) for the year from continuing operations		(269.89)	2,371.73
Other Comprehensive Income		-	-
Total other comprehensive income for the year, net of tax		-	-
Total comprehensive income/(loss) for the year, net of tax		(269.89)	2,371.73
Earnings per equity share (computed on the basis of profit/(loss) for the year):	14		
(1) Basic		(2.70)	23.72
(2) Diluted		(2.70)	23.72

Summary of significant accounting policies

3

The accompanying notes are an integral part of the financial statements.

As per our report of even date

For Rajeev & Ajay
Firm registration No : 009977N
Chartered Accountants

Ajay Kumar Sachdeva
Partner
Membership No. 084302



For and on behalf of the Board of Directors of
PULSE ESTATES PRIVATE LIMITED

Vivek Singh
Director
DIN- 03466774

Satish Kumar Goyal
Director
DIN- 06520570

Place : New Delhi
Date : 26 May 2022

PUSHKAR PROJECTS PRIVATE LIMITED
BALANCE SHEET AS AT 31 MARCH 2022
(Amount in rupees hundred, unless otherwise stated)

	Notes	As at 31 March 2022	As at 31 March 2021
ASSETS			
Current assets			
Financial assets			
Cash and cash equivalents	4	270.39	280.98
Total Assets		270.39	280.98
EQUITY AND LIABILITIES			
Equity			
Equity share capital	5	1,500.00	1,500.00
Other equity	6	(5,005.22)	(4,895.53)
Total equity		(3,505.22)	(3,395.53)
LIABILITIES			
Current liabilities			
Financial liabilities			
Trade payables	7	-	-
-total outstanding dues of micro and small enterprises		59.00	63.10
-total outstanding dues other than micro and small enterprises	8	3,716.21	3,613.41
Other current liabilities		3,775.21	3,676.51
Total liabilities		270.39	280.98
Total Equity and Liabilities		270.39	280.98
Summary of significant accounting policies	3		

The accompanying notes are an integral part of the financial statements.

As per our report of even date


For **NAV R A T N & CO LLP**
Firm Registration No.: N500107
Chartered Accountants


Nitish Mittal
Partner
Membership No.: 095371



For and on behalf of the Board of Directors of
PUSHKAR PROJECTS PRIVATE LIMITED


Vijay Garg
Director
DIN-08129147


Neha Jain
Director
DIN- 09525624

Place : Gurugram
Date : 26 May 2022

PUSHKAR PROJECTS PRIVATE LIMITED
STATEMENT OF PROFIT AND LOSS FOR THE YEAR ENDED 31 MARCH 2022
(Amount in rupees hundred, unless otherwise stated)

Particulars	Notes	31 March 2022	31 March 2021
Revenue from operations	9	-	8.18
Total Income		-	8.18
EXPENSES			
Finance costs	10	6.49	7.25
Other expenses	11	103.20	769.32
Total Expenses		109.69	776.57
(Loss) before tax from continuing operations		(109.69)	(768.39)
Tax expense:			
Current tax		-	-
(Loss) for the year from continuing operations		(109.69)	(768.39)
Other comprehensive income		-	-
Total other comprehensive income for the year, net of tax		-	-
Total comprehensive (loss) for the year, net of tax		(109.69)	(768.39)
Earnings per equity share:	12		
(1) Basic		(0.73)	(5.12)
(2) Diluted		(0.73)	(5.12)

Summary of significant accounting policies

3

The accompanying notes are an integral part of the financial statements.

As per our report of even date

For N A V R A T N & C O L L P
Firm Registration No.: N500107
Chartered Accountants


Nitish Mittal
Partner
Membership No.: 095376



For and on behalf of the Board of Directors of
PUSHKAR PROJECTS PRIVATE LIMITED


Vijay Garg
Director
DIN-08129147


Neha Jain
Director
DIN- 09525624

Place : Gurugram
Date : 26 May 2022

RAM BAN PROJECTS PRIVATE LIMITED
BALANCE SHEET AS AT 31 MARCH 2022
(Amount in rupees hundred, unless otherwise stated)

	Notes	As at 31 March 2022	As at 31 March 2021
ASSETS			
Current assets			
Inventories	4	58,08,633.89	58,07,576.79
Financial assets			
Cash and cash equivalents	5	214.61	221.10
Other current assets	6	-	-
Total Assets		58,08,848.50	58,07,797.89
EQUITY AND LIABILITIES			
Equity			
Equity share capital	7	1,000.00	1,000.00
Other equity	8	(8,295.94)	(8,186.25)
Total equity		(7,295.94)	(7,186.25)
LIABILITIES			
Current liabilities			
Financial liabilities			
Trade payables	9	-	-
-total outstanding dues of micro and small enterprises		59.00	141.60
-total outstanding dues other than micro and small enterprises		-	-
Other current liabilities	10	58,16,085.44	58,14,842.54
Total liabilities		58,16,144.44	58,14,984.14
Total Equity and Liabilities		58,08,848.50	58,07,797.89

Summary of significant accounting policies

3

The accompanying notes are an integral part of the financial statements.

As per our report of even date.

For N A V R A T N & C O LLP
Firm Registration No.: N500107
Chartered Accountants

Nitish Mittal
Partner

Membership No.: 095371



For and on behalf of the Board of Directors of
RAM BAN PROJECTS PRIVATE LIMITED

Reeti Puja Khuttan
Director
DIN-08595774

Manoj Som
Director
DIN- 08129479

Place : Gurugram
Date : 26 May 2022

RAM BAN PROJECTS PRIVATE LIMITED
STATEMENT OF PROFIT AND LOSS FOR THE YEAR ENDED 31 MARCH 2022
(Amount in rupees hundred, unless otherwise stated)

Particulars	Notes	31 March 2022	31 March 2021
Revenue from operations		-	-
Total Income		-	-
EXPENSES			
Finance costs	11	6.49	6.49
Other expenses	12	103.20	122.67
Total Expenses		109.69	129.16
(Loss) before tax from continuing operations		(109.69)	(129.16)
Tax expense:			
Current tax		-	-
(Loss) for the year from continuing operations		(109.69)	(129.16)
Other comprehensive income		-	-
Total other comprehensive income for the year, net of tax		-	-
Total comprehensive (loss) for the year, net of tax		(109.69)	(129.16)
Earnings per equity share:	13		
(1) Basic		(1.10)	(1.29)
(2) Diluted		(1.10)	(1.29)

Summary of significant accounting policies

3

The accompanying notes are an integral part of the financial statements.


As per our report of even date.

For **NAV RATN & CO LLP**
Firm Registration No.: N500107
Chartered Accountants


Nishu Mittal
Partner
Membership No.: 095371



For and on behalf of the Board of Directors of
RAM BAN PROJECTS PRIVATE LIMITED


Reeti Puja Khuttan
Director
DIN-08595774


Manoj Som
Director
DIN-08129479

Place : Gurugram
Date : 26 May 2022

ROLEX ESTATES PRIVATE LIMITED
BALANCE SHEET AS AT 31 MARCH 2022
(Amount in rupees hundred, unless otherwise stated)

	Notes	As at 31 March 2022	As at 31 March 2021
ASSETS			
Current assets			
Inventories	4	3,22,651.93	3,22,651.93
Financial assets			
Cash and cash equivalents	5	227.55	234.04
Total Assets		3,22,879.48	3,22,885.97
EQUITY AND LIABILITIES			
Equity			
Equity share capital	6	10,000.00	10,000.00
Other equity	7	(2,578.13)	(2,472.56)
Total equity		7,421.87	7,527.44
LIABILITIES			
Current liabilities			
Financial liabilities			
Trade payables	8	-	-
-total outstanding dues of micro and small enterprises		59.00	59.00
-total outstanding dues other than micro and small enterprises			
Other current liabilities	9	3,15,398.61	3,15,299.53
Total liabilities		3,15,457.61	3,15,358.53
Total Equity and Liabilities		3,22,879.48	3,22,885.97
Summary of significant accounting policies	3		

The accompanying notes are an integral part of the financial statements.


As per our report of even date

For Rajeev & Ajay
Firm registration No. 109977N
Chartered Accountants

Ajay Kumar Sachdeva
Partner
Membership No. : 084301

Place : New Delhi
Date : 26 May 2022

For and on behalf of the Board of Directors of
ROLEX ESTATES PRIVATE LIMITED


Suman Jain
Director
DIN- 08385675


Arun Kumar
Director
DIN- 08657473

ROLEX ESTATES PRIVATE LIMITED
STATEMENT OF PROFIT AND LOSS FOR THE YEAR ENDED 31 MARCH 2022
(Amount in rupees hundred, unless otherwise stated)

Particulars	Notes	31 March 2022	31 March 2021
Revenue from operations		-	-
Total Income (I)		-	-
EXPENSES			
Finance costs	10	6.49	6.49
Other expenses	11	99.08	99.08
Total Expenses (II)		105.57	105.57
Profit/(Loss) before tax from continuing operations (I-II)		(105.57)	(105.57)
Tax expense:			
Current tax		-	-
Profit/(Loss) for the year from continuing operations		(105.57)	(105.57)
Other comprehensive income		-	-
Total other comprehensive income for the year, net of tax		-	-
Total comprehensive (loss) for the year, net of tax		(105.57)	(105.57)
Earnings per equity share:	12		
(1) Basic		(0.11)	(0.11)
(2) Diluted		(0.11)	(0.11)

Summary of significant accounting policies

3

The accompanying notes are an integral part of the financial statements.

As per our report of even date

For Rajeev & Ajay
Firm registration No : 009977N
Chartered Accountants

Ajay Kumar Sachdeva
Partner
Membership No. : 084302



For and on behalf of the Board of Directors of
ROLEX ESTATES PRIVATE LIMITED

Suman Jain
Director
DIN- 08385675

Arun Kumar
Director
DIN- 08657473

Place : New Delhi
Date : 26 May 2022

ROSE GATE ESTATES PRIVATE LIMITED
BALANCE SHEET AS AT 31 MARCH 2022
(Amount in rupees hundred, unless otherwise stated)

	Notes	As at 31 March 2022	As at 31 March 2021
ASSETS			
Non-current assets			
Financial Assets			
Investments	4	3,000.00	3,000.00
		3,000.00	3,000.00
Current assets			
Inventories	5	43,45,120.24	41,33,262.94
Financial assets			
Cash and cash equivalents	6	205.75	216.87
Other bank balances	7	36,733.94	36,733.94
Other financial assets	8	91,687.16	91,687.16
Other current assets	9	36,625.73	31,335.08
		45,10,372.82	42,93,235.99
Total Assets		45,13,372.82	42,96,235.99
EQUITY AND LIABILITIES			
Equity			
Equity share capital	10	1,000.00	1,000.00
Other equity	11	21,080.03	17,335.41
Total equity		22,080.03	18,335.41
LIABILITIES			
Current liabilities			
Financial liabilities			
Trade payables	12	-	7.81
-total outstanding dues of micro and small enterprises			
-total outstanding dues other than micro and small enterprises		59.00	141.60
Other current liabilities	13	44,91,233.79	42,77,751.17
Total liabilities		44,91,292.79	42,77,900.58
Total Equity and Liabilities		45,13,372.82	42,96,235.99

Summary of significant accounting policies

3

The accompanying notes are an integral part of the financial statements.

As per our report of even date

For N A V R A T N & C O L L P
Firm Reg. No.: N500107
Chartered Accountants

Nitish Mittal
Partner

Membership No.: 095371



For and on behalf of the Board of Directors of
ROSE GATE ESTATES PRIVATE LIMITED

Vivek Singh
Director
DIN-03466774

Purnima Nagal
Director
DIN-09296658

Place : Gurugram
Date : 26 May 2022

ROSE GATE ESTATES PRIVATE LIMITED
STATEMENT OF PROFIT AND LOSS FOR THE YEAR ENDED 31 MARCH 2022
(Amount in rupees hundred, unless otherwise stated)

Particulars	Notes	31 March 2022	31 March 2021
Other income	14	5,121.96	4,577.36
Total Income		5,121.96	4,577.36
EXPENSES			
Finance costs	15	6.49	6.49
Other expenses	16	111.44	126.78
Total Expenses		117.93	133.27
Profit before tax from continuing operations		5,004.03	4,444.09
Tax expense:			
Current tax		1,259.41	1,118.49
Profit for the year from continuing operations		3,744.62	3,325.60
Other comprehensive income		-	-
Total other comprehensive income for the year, net of tax		-	-
Total comprehensive income for the year, net of tax		3,744.62	3,325.60
Earnings per equity share:	17		
(1) Basic		37.45	33.26
(2) Diluted		37.45	33.26

Summary of significant accounting policies

3

The accompanying notes are an integral part of the financial statements.

As per our report of even date

For N A V R A T N & CO LLP
Firm Reg. No.: N500107
Chartered Accountants

Nitish Mittal

Nitish Mittal
Partner
Membership No.: 095371



For and on behalf of the Board of Directors of
ROSE GATE ESTATES PRIVATE LIMITED

Vivek Singh
Vivek Singh
Director
DIN-03466774

Purnima Nagal
Purnima Nagal
Director
DIN-09296658

Place : Gurugram
Date : 26 May 2022

RUDRAKSHA REALTORS PRIVATE LIMITED
BALANCE SHEET AS AT 31 MARCH 2022
(Amount in rupees hundred, unless otherwise stated)

	Notes	As at 31 March 2022	As at 31 March 2021
ASSETS			
Current assets			
Inventories	4	43,64,402.51	46,47,294.79
Financial assets			
Cash and cash equivalents	5	283.63	240.44
Other financial assets	6	16,185.02	16,185.02
Other current assets	7	-	-
Total assets		43,80,871.16	46,63,720.25
EQUITY AND LIABILITIES			
Equity			
Equity share capital	8	1,000.00	1,000.00
Other equity	9	(3,839.31)	(4,264.09)
Total equity		(2,839.31)	(3,264.09)
LIABILITIES			
Current liabilities			
Financial liabilities			
Trade payables	10	-	-
-total outstanding dues of micro and small enterprises		-	-
-total outstanding dues other than micro and small enterprises		186.20	59.00
Other current liabilities	11	43,83,524.27	46,66,925.34
Current tax liabilities (net)	12	-	-
Total liabilities		43,83,710.47	46,66,984.34
Total equity and liabilities		43,80,871.16	46,63,720.25
Summary of significant accounting policies	3		

The accompanying notes are an integral part of the financial statements.

As per our report of even date

For **NAV RATN & CO LLP**
Firm Reg. No.: N500107
Chartered Accountants

Nitish Mittal
Partner
Membership No.: 095371



For and on behalf of the Board of Directors of
RUDRAKSHA REALTORS PRIVATE LIMITED

(Signature)

Narendra Vashisht
Director
DIN- 06713906

(Signature)

Purnima Nagal
Director
DIN- 09296658

Place : Gurugram
Date : 26 May 2022

RUDRAKSHA REALTORS PRIVATE LIMITED
STATEMENT OF PROFIT AND LOSS FOR THE YEAR ENDED 31 MARCH 2022
(Amount in rupees hundred, unless otherwise stated)

Particulars	Notes	31 March 2022	31 March 2021
Revenue from operations	13	535.71	-
Total Income		535.71	-
EXPENSES			
Finance costs	14	6.49	6.67
Other expenses	15	104.44	121.78
Total Expenses		110.93	128.45
Profit/ (Loss) before tax from continuing operations		424.78	(128.45)
Tax expense:			
Current tax		-	-
Profit/ (Loss) for the year from continuing operations		424.78	(128.45)
Other comprehensive income		-	-
Total other comprehensive income for the year, net of tax		-	-
Total comprehensive income/(loss) for the year, net of tax		424.78	(128.45)
Earnings per equity share:	16		
(1) Basic		4.25	(1.28)
(2) Diluted		4.25	(1.28)
Summary of significant accounting policies	3		

The accompanying notes are an integral part of the financial statements.

As per our report of even date


For NAVRATN & CO LLP
Firm Reg. No.: N500107
Chartered Accountants


Nitish Mittal
Partner

Membership No.: 095377



For and on behalf of the Board of Directors of
RUDRAKSHA REALTORS PRIVATE LIMITED


Narendra Vashisht
Director
DIN- 06713906


Purnima Nagal
Director
DIN- 09296658

Place : Gurugram
Date : 26 May 2022

SACRED ESTATES PRIVATE LIMITED
BALANCE SHEET AS AT 31 March 2022
(Amount in rupees hundred, unless otherwise stated)

	Notes	As at 31 March 2022	As at 31 March 2021
ASSETS			
Current assets			
Financial assets			
Cash and cash equivalents	4	259.30	240.79
Total Assets		259.30	240.79
EQUITY AND LIABILITIES			
Equity			
Equity share capital	5	1,000.00	1,000.00
Other equity	6	(4,044.75)	(1,281.95)
Total equity		(3,044.75)	(281.95)
LIABILITIES			
Current liabilities			
Financial liabilities			
Trade payables	7	-	-
-total outstanding dues of micro and small enterprises		-	-
-total outstanding dues other than micro and small enterprises		59.00	59.00
Other current liabilities	8	3,245.05	463.74
Total liabilities		3,304.05	522.74
Total Equity and Liabilities		259.30	240.79
Summary of significant accounting policies	3		

The accompanying notes are an integral part of the financial statements.

As per our report of even date

For Rajeev & Ajay
Firm registration No : 009977N
Chartered Accountants

Ajay Kumar Sachdeva
Partner
Membership No. : 084302

For and on behalf of the Board of Directors of
SACRED ESTATES PRIVATE LIMITED

Reeti Puja Khuttan
Director
DIN-08595774

Bhupinder Rajjaswant Singh
Director
DIN- 06583432

Place : New Delhi
Date : 26 May 2022

SACRED ESTATES PRIVATE LIMITED
STATEMENT OF PROFIT AND LOSS FOR THE YEAR ENDED 31 March 2022
(Amount in rupees hundred, unless otherwise stated)

Particulars	Notes	31 March 2022	31 March 2021
Revenue from operations		-	-
Total Income		-	-
EXPENSES			
Finance costs	9	6.49	6.89
Other expenses	10	2,756.31	95.07
Total Expenses		2,762.80	101.96
Profit/(Loss) before tax from continuing operations		(2,762.80)	(101.96)
Tax expense:			
Current tax		-	-
Profit/(Loss) for the year from continuing operations		(2,762.80)	(101.96)
Other comprehensive income		-	-
Total other comprehensive income for the year, net of tax		-	-
Total comprehensive (loss) for the year, net of tax		(2,762.80)	(101.96)
Earnings per equity share:	11		
(1) Basic		(27.63)	(1.02)
(2) Diluted		(27.63)	(1.02)

Summary of significant accounting policies

3

The accompanying notes are an integral part of the financial statements.

As per our report of even date

For **Rajeev & Ajay**
Firm registration No : 009977N
Chartered Accountants

Ajay Kumar Sachdeva
Partner
Membership No. : 084302

For and on behalf of the Board of Directors of
SACRED ESTATES PRIVATE LIMITED

Reeti Puja Khuttan
Director
DIN-08595774

Bhupinder Rajjaswant Singh
Director
DIN- 06583432

Place : New Delhi
Date : 26 May 2022

SAMBHAVEE PROJECTS PRIVATE LIMITED
BALANCE SHEET AS AT 31 MARCH 2022
(Amount in rupees hundred, unless otherwise stated)

	Notes	As at 31 March 2022	As at 31 March 2021
ASSETS			
Current assets			
Inventories	4	15,12,988.35	15,12,988.35
Financial assets			
Cash and cash equivalents	5	237.44	243.93
Total Assets		15,13,225.79	15,13,232.28
EQUITY AND LIABILITIES			
Equity			
Equity share capital	6	10,000.00	10,000.00
Other equity	7	(4,054.23)	(3,944.54)
Total equity		5,945.77	6,055.46
LIABILITIES			
Current liabilities			
Financial liabilities			
Trade payables	8	-	-
-total outstanding dues of micro and small enterprises		59.00	59.00
-total outstanding dues other than micro and small enterprises	9	15,07,221.02	15,07,117.82
Other current liabilities			
Total liabilities		15,07,280.02	15,07,176.82
Total Equity and Liabilities		15,13,225.79	15,13,232.28
Summary of significant accounting policies	3		

The accompanying notes are an integral part of the financial statements.


As per our report of even date


For **NAV RATN & CO LLP**
Firm Reg. No.: N500107
Chartered Accountants


Nitish Mittal
Partner
Membership No.: 095371



For and on behalf of the Board of Directors of
SAMBHAVEE PROJECTS PRIVATE LIMITED


Narendra Vashisht
Director
DIN-06713906


Reeti Puja Khuttan
Director
DIN-08595774

Place : Gurugram
Date : 26 May 2022

SAMBHAVEE PROJECTS PRIVATE LIMITED
STATEMENT OF PROFIT AND LOSS FOR THE YEAR ENDED 31 MARCH 2022
(Amount in rupees hundred, unless otherwise stated)

Particulars	Notes	31 March 2022	31 March 2021
Revenue from operations		-	-
Total Income		-	-
EXPENSES			
Finance costs	10	6.49	6.50
Other expenses	11	103.20	122.68
Total Expenses		109.69	129.18
(Loss) before tax from continuing operations		(109.69)	(129.18)
Tax expense:			
Current tax		-	-
(Loss) for the year from continuing operations		(109.69)	(129.18)
Other comprehensive income		-	-
Total other comprehensive income for the year, net of tax		-	-
Total comprehensive income/(loss) for the year, net of tax		(109.69)	(129.18)
Earnings per equity share:	12		
(1) Basic		(0.11)	(0.13)
(2) Diluted		(0.11)	(0.13)
Summary of significant accounting policies	3		

The accompanying notes are an integral part of the financial statements.

As per our report of even date

For N A V R A T N & C O L L P
Firm Reg. No.: N500107
Chartered Accountants

Nitish Mittal
Partner
Membership No.: 095371



For and on behalf of the Board of Directors of
SAMBHAVEE PROJECTS PRIVATE LIMITED

Narendra Vashisht
Narendra Vashisht
Director
DIN-06713906

Reeti Puja Khuttan
Reeti Puja Khuttan
Director
DIN-08595774

Place : Gurugram
Date : 26 May 2022

SANDESH BUILDCON PRIVATE LIMITED
BALANCE SHEET AS AT 31 MARCH 2022
(Amount in rupees hundred, unless otherwise stated)

	Notes	As at 31 March 2022	As at 31 March 2021
ASSETS			
Current assets			
Inventories	4	28,83,277.30	28,80,338.17
Financial assets			
Cash and cash equivalents	5	281.27	806.97
Other current assets	6	30,208.86	30,208.86
Total Assets		29,13,767.43	29,11,354.00
EQUITY AND LIABILITIES			
Equity			
Equity share capital	7	10,000.00	10,000.00
Other equity	8	(6,360.47)	(6,246.66)
Total equity		3,639.53	3,753.34
LIABILITIES			
Current liabilities			
Financial liabilities			
Trade payables	9	-	-
-total outstanding dues of micro and small enterprises		-	-
-total outstanding dues other than micro and small enterprises		59.00	59.00
Other current liabilities	10	29,10,068.90	29,07,541.66
Total liabilities		29,10,127.90	29,07,600.66
Total Equity and Liabilities		29,13,767.43	29,11,354.00

Summary of significant accounting policies

3

The accompanying notes are an integral part of the financial statements.

As per our report of even date

For N A V R A T N & C O L L P

Firm Reg. No.: N500107

Chartered Accountants

Nitish Mittal

Partner

Membership No.: 095371



For and on behalf of the Board of Directors of
SANDESH BUILDCON PRIVATE LIMITED

Narendra Vashisht

Director

DIN-06713906

Arif Mohamad

Director

DIN-07119219

Place : Gurugram

Date : 26 May 2022

SANDESH BUILDCON PRIVATE LIMITED
STATEMENT OF PROFIT AND LOSS FOR THE YEAR ENDED 31 MARCH 2022
(Amount in rupees hundred, unless otherwise stated)

Particulars	Notes	31 March 2022	31 March 2021
Revenue From Operations		-	-
Total Income		-	-
EXPENSES			
Finance costs	11	6.49	6.49
Other expenses	12	107.32	99.08
Total Expenses		113.81	105.57
(Loss) before tax from continuing operations		(113.81)	(105.57)
Tax expense:			
Current tax		-	-
(Loss) for the year from continuing operations		(113.81)	(105.57)
Other comprehensive income		-	-
Total other comprehensive income for the year, net of tax		-	-
Total comprehensive (loss) for the year, net of tax		(113.81)	(105.57)
Earnings per equity share:	13		
(1) Basic		(0.11)	(0.11)
(2) Diluted		(0.11)	(0.11)

Summary of significant accounting policies

3

The accompanying notes are an integral part of the financial statements.


As per our report of even date


For **NAV RATN & CO LLP**
Firm Reg. No.: N500107
Chartered Accountants


Nitish Mittal
Partner
Membership No.: 095371



For and on behalf of the Board of Directors of
SANDESH BUILDCON PRIVATE LIMITED


Narendra Vashisht
Director
DIN-06713906


Arif Mohamad
Director
DIN-07119219

Place : Gurugram
Date : 26 May 2022

SANKALP BUILDTECH PRIVATE LIMITED
BALANCE SHEET AS AT 31 MARCH 2022
(Amount in rupees hundred, unless otherwise stated)

	Notes	31 March 2022	31 March 2021
ASSETS			
Current assets			
Inventories	4	1,76,013.13	1,74,016.00
Financial assets			
Cash and cash equivalents	5	265.58	242.28
Total assets		1,76,278.71	1,74,258.28
EQUITY AND LIABILITIES			
Equity			
Equity share capital	6	1,000.00	1,000.00
Other equity	7	(1,821.63)	(1,716.94)
Total equity		(821.63)	(716.94)
LIABILITIES			
Current liabilities			
Financial liabilities			
Trade payables	8	-	-
-total outstanding dues of micro and small enterprises		59.00	59.00
-total outstanding dues other than micro and small enterprises	9	1,77,040.35	1,74,916.23
Other current liabilities			
Total liabilities		1,77,099.35	1,74,975.23
Total equity and liabilities		1,76,278.71	1,74,258.28

Summary of significant accounting policies 3

The accompanying notes are an integral part of the financial statements.

As per our report of even date

For Sanjay Rastogi & Associates
Firm registration No : 014056N
Chartered Accountants

For and on behalf of the Board of Directors of
SANKALP BUILDTECH PRIVATE LIMITED



CA Sanjay Rastogi
Proprietor
Membership No. : 075033





Narendra Vashisht
Director
DIN-06713906



Manoj Kumar Singh
Director
DIN-08858738

Place : New Delhi
Date : 26 May 2022

SANKALP BUILDTECH PRIVATE LIMITED
STATEMENT OF PROFIT AND LOSS FOR THE YEAR ENDED 31 MARCH 2022
(Amount in rupees hundred, unless otherwise stated)

Particulars	Notes	31 March 2022	31 March 2021
Revenue from operations		-	-
Total Income		-	-
EXPENSES			
Finance costs	10	6.49	6.49
Other expenses	11	98.20	95.05
Total Expenses		104.69	101.54
(Loss) before tax from continuing operations		(104.69)	(101.54)
Tax expense:			
Current tax		-	-
(Loss) for the year from continuing operations		(104.69)	(101.54)
Other comprehensive income		-	-
Total other comprehensive income for the year, net of tax		-	-
Total comprehensive loss for the year, net of tax		(104.69)	(101.54)
Earnings per equity share:	12		
Basic (Rs.)		(1.05)	(1.02)
Diluted (Rs.)		(1.05)	(1.02)

Summary of significant accounting policies 3

The accompanying notes are an integral part of the financial statements.

As per our report of even date

For Sanjay Rastogi & Associates
Firm registration No : 014056N
Chartered Accountants



CA Sanjay Rastogi
Proprietor
Membership No. : 075033



For and on behalf of the Board of Directors of
SANKALP BUILDTECH PRIVATE LIMITED



Narendra Vashisht
Director
DIN-06713906



Manoj Kumar Singh
Director
DIN-08858738

Place : New Delhi
Date : 26 May 2022

SANKALP PROMOTERS PRIVATE LIMITED
BALANCE SHEET AS AT 31 MARCH 2022
(Amount in rupees hundred, unless otherwise stated)

	Notes	As at 31 March 2022	As at 31 March 2021
ASSETS			
Non-current assets			
Financial Assets			
Investments	4	1,000.00	1,000.00
		1,000.00	1,000.00
Current assets			
Inventories	5	4,44,739.29	4,44,739.29
Financial assets			
Cash and cash equivalents	6	132.54	286.22
Other current assets	7	581.17	581.17
Current tax assets (net)	8	40.34	40.34
		4,45,493.35	4,45,647.02
Total assets		4,46,493.35	4,46,647.02
EQUITY AND LIABILITIES			
Equity			
Equity share capital	9	1,000.00	1,000.00
Other equity	10	(21,443.39)	(21,327.08)
Total equity		(20,443.39)	(20,327.08)
LIABILITIES			
Current liabilities			
Financial liabilities			
Trade payables	11	-	144.68
-total outstanding dues of micro and small enterprises			
-total outstanding dues other than micro and small enterprises		63.16	63.16
Other current liabilities	12	4,66,873.58	4,66,766.26
Total liabilities		4,66,936.74	4,66,974.10
Total equity and liabilities		4,46,493.35	4,46,647.02
Summary of significant accounting policies	3		

The accompanying notes are an integral part of the financial statements.

As per our report of even date

For **NAV RATN & CO LLP**
Firm Reg. No.: N500107
Chartered Accountants

Nitish Mittal
Partner
Membership No.: 095371



For and on behalf of the Board of Directors of
SANKALP PROMOTERS PRIVATE LIMITED

Neelu
Director
DIN-08860672

Rahul
Director
DIN-09331369

Place : Gurugram
Date : 26 May 2022

SANKALP PROMOTERS PRIVATE LIMITED
STATEMENT OF PROFIT AND LOSS FOR THE YEAR ENDED 31 MARCH 2022
(Amount in rupees hundred, unless otherwise stated)

Particulars	Notes	31 March 2022	31 March 2021
Other income	13	-	61.57
Total Income		-	61.57
EXPENSES			
Finance costs	14	8.99	18.41
Other expenses	15	107.32	2,895.20
Total Expenses		116.31	2,913.61
Profit/ (Loss) before tax from continuing operations		(116.31)	(2,852.04)
Tax expense:			
Current tax		-	-
Profit/ (Loss) for the year from continuing operations		(116.31)	(2,852.04)
Other comprehensive income		-	-
Total other comprehensive income for the year, net of tax		-	-
Total comprehensive income/(loss) for the year, net of tax		(116.31)	(2,852.04)
Earnings per equity share:	16		
(1) Basic		(1.16)	(28.52)
(2) Diluted		(1.16)	(28.52)
Summary of significant accounting policies	3		

The accompanying notes are an integral part of the financial statements.


As per our report of even date


For **NAV RATN & CO LLP**
Firm Reg. No.: N500107
Chartered Accountants

Nitish Mittal
Partner
Membership No.: 095371



For and on behalf of the Board of Directors of
SANKALP PROMOTERS PRIVATE LIMITED


Neelu
Director
DIN-08860672


Rahul
Director
DIN-09331369

Place : Gurugram
Date : 26 May 2022

SANSKAR BUILDCON PRIVATE LIMITED
BALANCE SHEET AS AT 31 MARCH 2022
(Amount in rupees hundred, unless otherwise stated)

ASSETS

Current assets

Financial assets

Cash and cash equivalents

Other financial assets

Current tax assets (net)

Total Assets

Notes	As at 31 March 2022	As at 31 March 2021
4	228.81	235.29
5	19,234.80	19,314.40
6	1,962.69	1,962.70
	21,426.30	21,512.39

EQUITY AND LIABILITIES

Equity

Equity share capital

Other equity

Total equity

7	1,000.00	1,000.00
8	20,367.30	20,453.39
	21,367.30	21,453.39

LIABILITIES

Current liabilities

Financial liabilities

Trade payables

-total outstanding dues of micro and small enterprises

-total outstanding dues other than micro and small enterprises

Total liabilities

9	-	-
	59.00	59.00
	59.00	59.00

Total Equity and Liabilities

21,426.30	21,512.39
------------------	------------------

Summary of significant accounting policies

3

The accompanying notes are an integral part of the financial statements.

As per our report of even date

For N A V R A T N & CO LLP

Firm Reg. No.: N500107

Chartered Accountants

Nitish Mittal

Partner

Membership No.: 095371



For and on behalf of the Board of Directors of
SANSKAR BUILDCON PRIVATE LIMITED

Arif Mohamad

Director

DIN-07119219

Manoj Kumar Singh

Director

DIN-08858738

Place : Gurugram

Date : 26 May 2022

SANSKAR BUILDCON PRIVATE LIMITED
STATEMENT OF PROFIT AND LOSS FOR THE YEAR ENDED 31 MARCH 2022
(Amount in rupees hundred, unless otherwise stated)

Particulars	Notes	31 March 2022	31 March 2021
Revenue from operations		-	-
Total Income		-	-
EXPENSES			
Finance costs	10	6.49	6.50
Other expenses	11	79.60	98.07
Total Expenses		86.09	104.57
(Loss) before tax from continuing operations		(86.09)	(104.57)
Tax expense:			
Current tax		-	-
(Loss) for the year from continuing operations		(86.09)	(104.57)
Other comprehensive income		-	-
Total other comprehensive income/(loss) for the year, net of tax		-	-
Total comprehensive (loss) for the year, net of tax		(86.09)	(104.57)
Earnings per equity share:	12		
(1) Basic		(0.86)	(1.05)
(2) Diluted		(0.86)	(1.05)

Summary of significant accounting policies

3

The accompanying notes are an integral part of the financial statements.

As per our report of even date

For NAVRATN & CO LLP
Firm Reg. No.: N500107
Chartered Accountants

Nitish Mittal
Partner

Membership No.: 095371



For and on behalf of the Board of Directors of
SANSKAR BUILDCON PRIVATE LIMITED

Arif Mohamad
Director
DIN-07119219

Manoj Kumar Singh
Director
DIN-08858738

Place : Gurugram
Date : 26 May 2022

SANSKAR BUILDWELL PRIVATE LIMITED
BALANCE SHEET AS AT 31 MARCH 2022
(Amount in rupees hundred, unless otherwise stated)

ASSETS

Current assets

Financial assets

Cash and cash equivalents

Other current assets

Total Assets

Notes	As at 31 March 2022	As at 31 March 2021
4	250.14	237.66
5	-	-
	250.14	237.66

EQUITY AND LIABILITIES

Equity

Equity share capital

Other equity

Total equity

6	1,000.00	1,000.00
7	(6,980.67)	(4,211.79)
	(5,980.67)	(3,211.79)

LIABILITIES

Current liabilities

Financial liabilities

Trade payables

-total outstanding dues of micro and small enterprises

-total outstanding dues other than micro and small enterprises

Other current liabilities

Total liabilities

8	-	-
	59.00	62.08
9	6,171.81	3,387.37
	6,230.81	3,449.45

Total Equity and Liabilities

	250.14	237.66
--	---------------	---------------

Summary of significant accounting policies

3

The accompanying notes are an integral part of the financial statements.

As per our report of even date

For N A V R A T N & C O L L P

Firm registration No.: N500107

Chartered Accountants

Nilish Mittal
Nilish Mittal
Partner

Membership No.: 093371



For and on behalf of the Board of Directors of
SANSKAR BUILDWELL PRIVATE LIMITED

Ramesh Khulbe
Ramesh Khulbe
Director
DIN- 07109071

Satish Kumar Goyal
Satish Kumar Goyal
Director
DIN- 06520570

Place : Gurugram
Date : 26 May 2022

SANSKAR BUILDWELL PRIVATE LIMITED
STATEMENT OF PROFIT AND LOSS FOR THE YEAR ENDED 31 MARCH 2022
(Amount in rupees hundred, unless otherwise stated)

Particulars	Notes	31 March 2022	31 March 2021
Revenue from operations		-	-
Total Income		-	-
EXPENSES			
Finance costs	10	9.44	6.49
Other expenses	11	2,759.44	71.47
Total Expenses		2,768.88	77.96
(Loss) before tax from continuing operations		(2,768.88)	(77.96)
Tax expense:			
Current tax		-	-
(Loss) for the year from continuing operations		(2,768.88)	(77.96)
Other comprehensive income		-	-
Total other comprehensive income for the year, net of tax		-	-
Total comprehensive (loss) for the year, net of tax		(2,768.88)	(77.96)
Earnings per equity share:	12		
(1) Basic		(27.69)	(0.78)
(2) Diluted		(27.69)	(0.78)

Summary of significant accounting policies

3

The accompanying notes are an integral part of the financial statements.

As per our report of even date

For NAVRATN & CO LLP

Firm registration No.: N500107

Chartered Accountants

Nitish Mittal

Partner

Membership No.: 095371



For and on behalf of the Board of Directors of
SANSKAR BUILDWELL PRIVATE LIMITED

Ramesh Khulbe

Director

DIN- 07109071

Satish Kumar Goyal

Director

DIN- 06520570

Place : Gurugram
Date : 26 May 2022

SANYUKTA PROMOTORS PRIVATE LIMITED
BALANCE SHEET AS AT 31 MARCH 2022
(Amount in rupees hundred, unless otherwise stated)

	Notes	As at 31 March 2022	As at 31 March 2021
ASSETS			
Current assets			
Financial assets			
Cash and cash equivalents	4	234.45	239.32
Other financial assets	5	6,921.79	6,997.27
		7,156.24	7,236.59
Total Assets		7,156.24	7,236.59
EQUITY AND LIABILITIES			
Equity			
Equity share capital	6	10,000.00	10,000.00
Other equity	7	(2,902.76)	(2,822.41)
Total equity		7,097.24	7,177.59
LIABILITIES			
Current liabilities			
Financial liabilities			
Trade payables	8	-	-
-total outstanding dues of micro and small enterprises		59.00	59.00
-total outstanding dues other than micro and small enterprises		59.00	59.00
Total liabilities		59.00	59.00
Total Equity and Liabilities		7,156.24	7,236.59

Summary of significant accounting policies

3

The accompanying notes are an integral part of the financial statements.

As per our report of even date

For Rajeev & Ajay
Firm registration No : 009977N
Chartered Accountants

Ajay Kumar Sachdeva
Partner
Membership No. : 084302



For and on behalf of the Board of Directors of
SANYUKTA PROMOTORS PRIVATE LIMITED

Manoj Kumar Singh
Director
DIN-08858738

Arif Mollamad
Director
DIN-07119219

Place : New Delhi
Date : 26 May 2022

SANYUKTA PROMOTORS PRIVATE LIMITED
STATEMENT OF PROFIT AND LOSS FOR THE YEAR ENDED 31 MARCH 2022
(Amount in rupees hundred, unless otherwise stated)

Particulars	Notes	31 March 2022	31 March 2021
Revenue from operations		-	-
Total Income (I)		-	-
EXPENSES			
Finance costs	9	4.87	6.49
Other expenses	10	75.48	71.36
Total Expenses (II)		80.35	77.85
Profit/(Loss) before tax from continuing operations (I-II)		(80.35)	(77.85)
Tax expense:			
Current tax		-	-
Profit/(Loss) for the year from continuing operations		(80.35)	(77.85)
Other comprehensive income		-	-
Total other comprehensive income for the year, net of tax		-	-
Total comprehensive (loss) for the year, net of tax		(80.35)	(77.85)
Earnings per equity share:	11		
(1) Basic		(0.08)	(0.08)
(2) Diluted		(0.08)	(0.08)
Summary of significant accounting policies	3		

The accompanying notes are an integral part of the financial statements.

As per our report of even date

For Rajeve & Ajay

Firm registration No. 00997711
Chartered Accountants

Ajay Kumar Sachdeva

Partner

Membership No. : 084302



For and on behalf of the Board of Directors of

SANYUKTA PROMOTORS PRIVATE LIMITED

Manoj Kumar Singh

Director

DIN-08858738

Arif Mohamad

Director

DIN-07119219

Place : New Delhi

Date : 26 May 2022

SARVODAYA BUILDCON PRIVATE LIMITED
BALANCE SHEET AS AT 31 MARCH 2022
(Amount in rupees hundred, unless otherwise stated)

	Notes	As at 31 March 2022	As at 31 March 2021
ASSETS			
Current assets			
Inventories	4	4,76,543.71	9,77,372.57
Financial assets			
Cash and cash equivalents	5	402.49	422.95
Other financial assets	6	80,971.25	80,971.25
Other current assets	7	-	10,000.00
Total Assets		5,57,917.45	10,68,766.77
EQUITY AND LIABILITIES			
Equity			
Equity share capital	8	1,000.00	1,000.00
Other equity	9	55,212.54	55,570.19
Total equity		56,212.54	56,570.19
LIABILITIES			
Current liabilities			
Financial liabilities			
Trade payables	10	-	-
-total outstanding dues of micro and small enterprises		-	-
-total outstanding dues other than micro and small enterprises		3,762.55	3,589.80
Other current liabilities	11	4,97,942.36	10,08,606.78
Total liabilities		5,01,704.91	10,12,196.58
Total Equity and Liabilities		5,57,917.45	10,68,766.77

Summary of significant accounting policies

3

The accompanying notes are an integral part of the financial statements.

As per our report of even date

For **NAVRA TN & CO LLP**
Firm registration No.: **N500107**
Chartered Accountants

Nish Mittal
Partner
Membership No.: 095371



For and on behalf of the Board of Directors of
SARVODAYA BUILDCON PRIVATE LIMITED

Vinod Balhara
Director
DIN-08129149

Mitrakant
Director
DIN-08528740

Place : Gurugram
Date : 26 May 2022

SARVODAYA BUILDCON PRIVATE LIMITED
STATEMENT OF PROFIT AND LOSS FOR THE YEAR ENDED 31 MARCH 2022
(Amount in rupees hundred, unless otherwise stated)

Particulars	Notes	31 March 2022	31 March 2021
Revenue from operations	12	190.28	-
Total Income		190.28	-
EXPENSES			
Finance costs	13	6.49	7.24
Other expenses	14	541.44	126.79
Total Expenses		547.93	134.03
(Loss) before tax from continuing operations		(357.65)	(134.03)
Tax expense:			
Current tax		-	-
(Loss) for the year from continuing operations		(357.65)	(134.03)
Other comprehensive income		-	-
Total other comprehensive income for the year, net of tax		-	-
Total comprehensive (loss) for the year, net of tax		(357.65)	(134.03)
Earnings per equity share:	15		
(1) Basic		(3.58)	(1.34)
(2) Diluted		(3.58)	(1.34)

Summary of significant accounting policies

3

The accompanying notes are an integral part of the financial statements.

As per our report of even date

For N A V R A T N & C O L L P
Firm registration No.: N500107
Chartered Accountants

Nirish Mittal
Partner
Membership No.: 095371

Place : Gurugram
Date : 26 May 2022

For and on behalf of the Board of Directors of
SARVODAYA BUILDCON PRIVATE LIMITED

Vinod Balhara
Director
DIN-08129149

Mitrakant
Director
DIN-08528740

SARVPRIYA REALTORS PRIVATE LIMITED
BALANCE SHEET AS AT 31 MARCH 2022
(Amount in rupees hundred, unless otherwise stated)

	Notes	As at 31 March 2022	As at 31 March 2021
ASSETS			
Current assets			
Inventories	4	10,64,102.64	10,64,102.64
Financial assets			
Cash and cash equivalents	5	204.43	210.92
Other current assets	6	-	-
Total Assets		10,64,307.07	10,64,313.56
EQUITY AND LIABILITIES			
Equity			
Equity share capital	7	1,000.00	1,000.00
Other equity	8	(6,75,884.57)	(6,75,776.76)
Total equity		(6,74,884.57)	(6,74,776.76)
LIABILITIES			
Current liabilities			
Financial liabilities			
Trade payables	9	-	-
-total outstanding dues of micro and small enterprises		-	-
-total outstanding dues other than micro and small enterprises		118.00	118.00
Other current liabilities	10	17,39,073.64	17,38,972.32
Current tax liabilities (net)	11	-	-
Total liabilities		17,39,191.64	17,39,090.32
Total Equity and Liabilities		10,64,307.07	10,64,313.56

Summary of significant accounting policies

3

The accompanying notes are an integral part of the financial statements.

As per our report of even date

For N A V R A T N & CO LLP
Firm Reg. No.: N500107
Chartered Accountants

Nish Mittal
Partner
Membership No.: 095371



For and on behalf of the Board of Directors of
SARVPRIYA REALTORS PRIVATE LIMITED

Jahangir Ashraf
Director
DIN-08587748

Neelu
Director
DIN-08860672

Place : Gurugram
Date : 26 May 2022

SARVPRIYA REALTORS PRIVATE LIMITED
STATEMENT OF PROFIT AND LOSS FOR THE YEAR ENDED 31 MARCH 2022
(Amount in rupees hundred, unless otherwise stated)

Particulars	Notes	31 March 2022	31 March 2021
Revenue from operations		-	-
Total Income		-	-
EXPENSES			
Finance costs	12	6.49	6.49
Other expenses	13	101.32	121.77
Total Expense		107.81	128.26
(Loss) before tax from continuing operations		(107.81)	(128.26)
Tax expense:			
Current tax		-	-
(Loss) for the year from continuing operations		(107.81)	(128.26)
Other comprehensive income		-	-
Total other comprehensive income for the year, net of tax		-	-
Total comprehensive (loss) for the year, net of tax		(107.81)	(128.26)
Earnings per equity share:	14		
(1) Basic		(1.08)	(1.28)
(2) Diluted		(1.08)	(1.28)
Summary of significant accounting policies	3		

The accompanying notes are an integral part of the financial statements.

As per our report of even date

For **NAV RATN & CO LLP**

Firm Reg. No.: N500107

Chartered Accountants



Nitish Mittal

Partner

Membership No.: 095371



For and on behalf of the Board of Directors of
SARVPRIYA REALTORS PRIVATE LIMITED


Jahangir Ashraf
Director
DIN-08587748


Neelu
Director
DIN-08860672

Place : Gurugram
Date : 26 May 2022

SERIEL BUILD TECH PRIVATE LIMITED
BALANCE SHEET AS AT 31 MARCH 2022
(Amount in rupees hundred, unless otherwise stated)

	Notes	As at 31 March 2022	As at 31 March 2021
ASSETS			
Non-current assets			
Financial assets			
Investments	4	1,000.00	1,000.00
		1,000.00	1,000.00
Current assets			
Inventories	5	2,89,234.82	2,51,830.54
Financial assets			
Cash and cash equivalents	6	-	242.52
Other financial assets	7	6,950.01	6,950.01
Other current assets	8	2,195.57	2,195.57
		2,98,380.40	2,61,218.64
Total Assets		2,99,380.40	2,62,218.64
EQUITY AND LIABILITIES			
Equity			
Equity share capital	9	1,000.00	1,000.00
Other equity	10	(5,611.87)	(5,500.94)
Total equity		(4,611.87)	(4,500.94)
LIABILITIES			
Non-current liabilities			
Financial liabilities			
Current liabilities			
Financial liabilities			
Trade payables	11	-	-
-total outstanding dues of micro and small enterprises		59.00	177.00
-total outstanding dues other than micro and small enterprises	12	3,03,933.27	2,66,542.58
Other current liabilities		3,03,992.27	2,66,719.58
Total liabilities		2,99,380.40	2,62,218.64

Total Equity and Liabilities

Summary of significant accounting policies

3

The accompanying notes are an integral part of the financial statements.

As per our report of even date

For NAVRATN & CO LLP
Firm Reg. No.: N500107
Chartered Accountants

Nitish Mittal
Partner
Membership No.: 095371



For and on behalf of the Board of Directors of
SERIEL BUILD TECH PRIVATE LIMITED

Arif Mohamad
Director
DIN- 07119219

Manoj Kumar Singh
Director
DIN- 08858738

Place : Gurugram
Date : 26 May 2022

SERIEL BUILD TECH PRIVATE LIMITED
STATEMENT OF PROFIT AND LOSS FOR THE YEAR ENDED 31 MARCH 2022
(Amount in rupees hundred, unless otherwise stated)

Particulars	Notes	31 March 2022	31 March 2021
Revenue from operations		-	-
Total Income		-	-
EXPENSES			
Finance costs	13	6.49	6.49
Other expenses	14	104.44	216.17
Total Expenses		110.93	222.66
(Loss) before tax from continuing operations		(110.93)	(222.66)
Tax expense:			
Current tax		-	-
(Loss) for the year from continuing operations		(110.93)	(222.66)
Other comprehensive income		-	-
Total other comprehensive income for the year, net of tax		-	-
Total comprehensive (loss) for the year, net of tax		(110.93)	(222.66)
Earnings per equity share:	15		
(1) Basic		(1.11)	(2.23)
(2) Diluted *		(1.11)	(2.23)

Summary of significant accounting policies

3

The accompanying notes are an integral part of the financial statements.

As per our report of even date

For **NAV RATN & CO LLP**
Firm Reg. No.: N500107
Chartered Accountants

Nitish Mittal
Partner
Membership No.: 095371



For and on behalf of the Board of Directors of
SERIEL BUILD TECH PRIVATE LIMITED

Arif Mohamad
Director
DIN- 07119219

Manoj Kumar Singh
Director
DIN- 08858738

Place : Gurugram
Date : 26 May 2022

SEWAK DEVELOPERS PRIVATE LIMITED
BALANCE SHEET AS AT 31 MARCH 2022
(Amount in rupees hundred, unless otherwise stated)

	Notes	As at 31 March 2022	As at 31 March 2021
ASSETS			
Non-current assets			
Financial assets			
Investments	4	3,000.00	3,000.00
		3,000.00	3,000.00
Current assets			
Inventories	5	81,51,951.11	86,32,115.52
Financial assets			
Cash and cash equivalents	6	440.93	780.29
Other financial assets	7	2,45,634.84	2,45,634.84
Other current assets	8	11,192.56	11,192.56
		84,09,219.44	88,89,723.21
Total Assets		84,12,219.44	88,92,723.21
EQUITY AND LIABILITIES			
Equity			
Equity share capital	9	1,000.00	1,000.00
Other equity	10	(10,664.42)	(10,737.98)
Total equity		(9,664.42)	(9,737.98)
LIABILITIES			
Current liabilities			
Financial liabilities			
Trade payables	11	-	-
-total outstanding dues of micro and small enterprises		400.14	689.24
-total outstanding dues other than micro and small enterprises			
Other current liabilities	12	84,21,483.72	89,01,771.95
Total liabilities		84,21,883.86	89,02,461.19
Total Equity and Liabilities		84,12,219.44	88,92,723.21
Summary of significant accounting policies			
	3		

The accompanying notes are an integral part of the financial statements.

As per our report of even date

For **NAV R A T N & C O L L P**
Firm Reg. No.: N500107
Chartered Accountants


Nitish Mittal
Partner
Membership No.: 095371



Place : Gurugram
Date : 26 May 2022

For and on behalf of the Board of Directors of
SEWAK DEVELOPERS PRIVATE LIMITED


Arif Mohamad
Director
DIN-07119219


Naveen Chauhan
Director
DIN-08595719

SEWAK DEVELOPERS PRIVATE LIMITED
STATEMENT OF PROFIT AND LOSS FOR THE YEAR ENDED 31 MARCH 2022
(Amount in rupees hundred, unless otherwise stated)

Particulars	Notes	31 March 2022	31 March 2021
Revenue from operations	13	191.49	-
Total Income (I)		191.49	-
EXPENSES			
Finance costs	14	6.49	6.49
Other expenses	15	111.44	122.67
Total Expenses (II)		117.93	129.16
(Loss) before tax from continuing operations (I-II)		73.56	(129.16)
Tax expense:			
Current tax		-	-
(Loss) for the year from continuing operations		73.56	(129.16)
Other comprehensive income		-	-
Total other comprehensive income for the year, net of tax		-	-
Total comprehensive (loss) for the year, net of tax		73.56	(129.16)
Earnings per equity share:	16		
(1) Basic		0.74	(1.29)
(2) Diluted		0.74	(1.29)

Summary of significant accounting policies

3

The accompanying notes are an integral part of the financial statements.

As per our report of even date

For N A V R A T N & CO LLP
Firm Reg. No.: N500107
Chartered Accountants

Nitish Mittal

Partner

Membership No.: 095377



For and on behalf of the Board of Directors of
SEWAK DEVELOPERS PRIVATE LIMITED

Arif Mohamad

Director

DIN-07119219

Naveen Chauhan

Director

DIN-08595719

Place : Gurugram
Date : 26 May 2022

SHARYANS BUILDCON PRIVATE LIMITED
BALANCE SHEET AS AT 31 MARCH 2022
(Amount in rupees hundred, unless otherwise stated)

	Notes	As at 31 March 2022	As at 31 March 2021
ASSETS			
Current assets			
Inventories	4	40,89,155.63	40,89,155.63
Financial assets			
Cash and cash equivalents	5	275.94	915.44
Other financial asset	6	86.69	73.68
Other current assets	7	86.69	85.81
		40,89,604.95	40,90,230.56
Total Assets		40,89,604.95	40,90,230.56
EQUITY AND LIABILITIES			
Equity			
Equity share capital	8	10,000.00	10,000.00
Other equity	9	(2,03,312.64)	(2,03,194.71)
Total equity		(1,93,312.64)	(1,93,194.71)
LIABILITIES			
Current liabilities			
Financial liabilities			
Trade payables	10	-	-
-total outstanding dues of micro and small enterprises		59.00	59.00
-total outstanding dues other than micro and small enterprises			
Other current liabilities	11	42,82,858.59	42,83,366.27
Total liabilities		42,82,917.59	42,83,425.27
Total Equity and Liabilities		40,89,604.95	40,90,230.56

Summary of significant accounting policies

3

The accompanying notes are an integral part of the financial statements.

As per our report of even date

For N A V R A T N & C O L L P

Firm Reg. No.: N500107

Chartered Accountants

Nitish Mittal

Partner

Membership No.: 093371



Place : Gurugram

Date : 26 May 2022

For and on behalf of the Board of Directors of
SHARYANS BUILDCON PRIVATE LIMITED

Arif Mohamad

Director

DIN- 07119219

Manoj Kumar Singh

Director

DIN- 08858738

SHARYANS BUILDCON PRIVATE LIMITED
STATEMENT OF PROFIT AND LOSS FOR THE YEAR ENDED 31 MARCH 2022
(Amount in rupees hundred, unless otherwise stated)

Particulars	Notes	31 March 2022	31 March 2021
Revenue from operations	12	-	276.56
Total Income		-	276.56
EXPENSES			
Finance costs	13	6.49	6.49
Other expenses	14	111.44	135.11
Total Expenses		117.93	141.60
Profit/(Loss) before tax from continuing operations		(117.93)	134.96
Tax expense:			
Current tax		-	-
Profit/(Loss) for the year from continuing operations		(117.93)	134.96
Other comprehensive income		-	-
Total other comprehensive income/(loss) for the year, net of tax		-	-
Total comprehensive income/(loss) for the year, net of tax		(117.93)	134.96
Earnings per equity share:	15		
(1) Basic		(0.12)	0.13
(2) Diluted		(0.12)	0.13

Summary of significant accounting policies

3

The accompanying notes are an integral part of the financial statements.

As per our report of even date

For NAVRATN & CO LLP
Firm Reg. No.: N500107
Chartered Accountants


Nitish Mittal
Partner
Membership No.: 09537



For and on behalf of the Board of Directors of
SHARYANS BUILDCON PRIVATE LIMITED


Arif Mohamad
Director
DIN- 07119219


Manoj Kumar Singh
Director
DIN- 08858738

Place : Gurugram
Date : 26 May 2022

SHAURYA PROPBUILD PRIVATE LIMITED
BALANCE SHEET AS AT 31 MARCH 2022
(Amount in rupees hundred, unless otherwise stated)


	Notes	As at 31 March 2022	As at 31 March 2021
ASSETS			
Current assets			
Inventories	4	10,43,404.20	10,43,404.20
Financial assets			
Cash and cash equivalents	5	230.42	236.91
Total Assets		10,43,634.62	10,43,641.11
EQUITY AND LIABILITIES			
Equity			
Equity share capital	6	1,900.00	1,900.00
Other equity	7	10,40,337.74	10,40,442.43
Total equity		10,42,237.74	10,42,342.43
LIABILITIES			
Current liabilities			
Financial liabilities			
Trade payables	8	-	-
-total outstanding dues of micro and small enterprises		59.00	59.00
-total outstanding dues other than micro and small enterprises		1,337.89	1,239.68
Other current liabilities	9	1,396.89	1,298.68
Total liabilities		10,43,634.63	10,43,641.11
Total Equity and Liabilities		10,43,634.63	10,43,641.11

Summary of significant accounting policies


The accompanying notes are an integral part of the financial statements.


As per our report of even date

For Rajeev & Ajay
Firm registration No. : 009977N
Chartered Accountants


Ajay Kumar Sachdeva
Partner
Membership No. : 084302

For and on behalf of the Board of Directors of
SHAURYA PROPBUILD PRIVATE LIMITED


Gaurav Dutta
Director
DIN-08657459


Amitava Chattopadhyay
Director
DIN- 07150600

Place : New Delhi
Date : 26 May 2022

SHAURYA PROPBUILD PRIVATE LIMITED
STATEMENT OF PROFIT AND LOSS FOR THE YEAR ENDED 31 MARCH 2022
(Amount in rupees hundred, unless otherwise stated)

Particulars	Notes	31 March 2022	31 March 2021
Revenue from operations		-	-
Total Income (I)		-	-
EXPENSES			
Finance costs	10	6.49	6.49
Other expenses	11	98.20	95.06
Total Expenses (II)		104.69	101.55
Profit/(Loss) before tax from continuing operations (I-II)		(104.69)	(101.55)
Tax expense:			
Current tax		-	-
Profit/(Loss) for the year from continuing operations		(104.69)	(101.55)
Other comprehensive income		-	-
Total other comprehensive income for the year, net of tax		-	-
Total comprehensive (loss) for the year, net of tax		(104.69)	(101.55)
Earnings per equity share:	12		
(1) Basic		(0.55)	(0.53)
(2) Diluted		(0.55)	(0.53)

Summary of significant accounting policies

3

The accompanying notes are an integral part of the financial statements.

As per our report of even date

For **Rajeev & Ajay**
Firm registration No. 009977
Chartered Accountants

Ajay Kumar Sachdeva
Partner
Membership No. : 084302



For and on behalf of the Board of Directors of
SHAURYA PROPBUILD PRIVATE LIMITED

Gaurav Dutta
Director
DIN-08657459

Amitava Chattopadhyay
Director
DIN- 07150600

Place : New Delhi
Date : 26 May 2022

SHITIJ BUILDCON PRIVATE LIMITED
BALANCE SHEET AS AT 31 MARCH 2022
(Amount in rupees hundred, unless otherwise stated)

	Notes	As at 31 March 2022	As at 31 March 2021
ASSETS			
Current assets			
Financial assets			
Cash and cash equivalents	4	210.76	217.24
Other current assets	5	34,28,586.00	34,28,586.00
Total Assets		34,28,796.76	34,28,803.24
EQUITY AND LIABILITIES			
Equity			
Equity share capital	6	1,000.00	1,000.00
Other equity	7	(45,357.20)	(45,245.95)
Total equity		(44,357.20)	(44,245.95)
LIABILITIES			
Current liabilities			
Financial liabilities			
Trade payables	8	-	-
-total outstanding dues of micro and small enterprises		-	-
-total outstanding dues other than micro and small enterprises		4,29,862.05	4,29,862.05
Other current liabilities	9	30,43,291.90	30,43,187.14
Total liabilities		34,73,153.95	34,73,049.19
Total Equity and Liabilities		34,28,796.76	34,28,803.24
Summary of significant accounting policies	3		

The accompanying notes are an integral part of the financial statements.

As per our report of even date

For **NAV RATN & CO LLP**
Firm Reg. No.: N500107
Chartered Accountants

Nitish Mittal
Partner

Membership No.: 095371



For and on behalf of the Board of Directors of
SHITIJ BUILDCON PRIVATE LIMITED

Jitesh Sharma
Director
DIN-08428478

Gaurav Shukla
Director
DIN-09308650

Place : Gurugram
Date : 26 May 2022

SHITIJ BUILDCON PRIVATE LIMITED
STATEMENT OF PROFIT AND LOSS FOR THE YEAR ENDED 31 MARCH 2022
(Amount in rupees hundred, unless otherwise stated)

Particulars	Notes	31 March 2022	31 March 2021
Revenue from operations		-	-
Total Income		-	-
EXPENSES			
Finance costs	10	6.49	6.49
Other expenses	11	104.44	118.66
Total Expenses		110.93	125.15
(Loss) before tax from continuing operations		(110.93)	(125.15)
Tax expense:			
Current tax		-	-
(Loss) for the year from continuing operations		(110.93)	(125.15)
Total other comprehensive income for the year, net of tax		-	-
Total comprehensive (loss) for the year, net of tax		(110.93)	(125.15)
Earnings per equity share:	12		
(1) Basic		(1.11)	(1.25)
(2) Diluted		(1.11)	(1.25)
Summary of significant accounting policies	3		

The accompanying notes are an integral part of the financial statements.

As per our report of even date

For **NAV RATN & CO LLP**
Firm Reg. No.: N500107
Chartered Accountants


Nitish Mittal

Partner

Membership No.: 095371



For and on behalf of the Board of Directors of
SHITIJ BUILDCON PRIVATE LIMITED


Jitesh Sharma

Director

DIN-08428478


Gaurav Shukla

Director

DIN-09308650

Place : Gurugram

Date : 26 May 2022

SHRESTHA CONBUILD PRIVATE LIMITED
BALANCE SHEET AS AT 31 MARCH 2022
(Amount in rupees hundred, unless otherwise stated)

	Notes	As at 31 March 2022	As at 31 March 2021
ASSETS			
Current assets			
Financial assets			
Cash and cash equivalents	4	5,145.17	5,845.43
Other current assets	5	2,15,25,092.62	2,15,25,000.00
		2,15,30,237.79	2,15,30,845.43
Total Assets		2,15,30,237.79	2,15,30,845.43
EQUITY AND LIABILITIES			
Equity			
Equity share capital	6	1,00,000.00	1,00,000.00
Other equity	7	2,09,04,700.62	2,09,04,903.78
Total equity		2,10,04,700.62	2,10,04,903.78
LIABILITIES			
Current liabilities			
Financial liabilities			
Trade payables	8	-	-
-total outstanding dues of micro and small enterprises		59.00	59.00
-total outstanding dues other than micro and small enterprises		5,25,343.84	5,25,343.84
Other financial liabilities	9	134.33	538.81
Other current liabilities	10	5,25,537.17	5,25,941.65
Total liabilities		2,15,30,237.79	2,15,30,845.43
Total Equity and Liabilities		2,15,30,237.79	2,15,30,845.43

Summary of significant accounting policies

3

The accompanying notes are an integral part of the financial statements.

As per our report of even date

For Rajeev & Ajay
Firm registration No : 009977N
Chartered Accountants

Ajay Kumar Sachdeva
Partner
Membership No. : 084302



For and on behalf of the Board of Directors of
SHRESTHA CONBUILD PRIVATE LIMITED

Bimbadhar Jena
Director
DIN-09332034

Rohit Rawat
Director
DIN- 08298761

Place : New Delhi
Date : 26 May 2022

SHRESTHA CONBUILD PRIVATE LIMITED
STATEMENT OF PROFIT AND LOSS FOR THE YEAR ENDED 31 MARCH 2022
(Amount in rupees hundred, unless otherwise stated)

Particulars	Notes	31 March 2022	31 March 2021
Revenue from operations		-	-
Total Income (I)		-	-
EXPENSES			
Finance costs	11	6.49	-
Other expenses	12	196.67	502.12
Total Expenses (II)		203.16	502.12
Profit/(Loss) before tax from continuing operations (I-II)		(203.16)	(502.12)
Tax expense:			
Current Tax		-	-
Profit/(Loss) for the year from continuing operations		(203.16)	(502.12)
Other Comprehensive Income		-	-
Total other comprehensive income for the year, net of tax		-	-
Total comprehensive income/(loss) for the year, net of tax		(203.16)	(502.12)
Earnings per equity share (computed on the basis of profit/(loss) for the year):	13		
(1) Basic		(0.02)	(0.05)
(2) Diluted		(0.02)	(0.05)

Summary of significant accounting policies

3

The accompanying notes are an integral part of the financial statements.

As per our report of even date

For Rajeev & Ajay
Firm registration No : 009977N
Chartered Accountants

Ajay Kumar Sachdeva
Partner
Membership No. : 084302



For and on behalf of the Board of Directors of
SHRESTHA CONBUILD PRIVATE LIMITED

Bimbadhar Jena
Director
DIN-09332034

Rohit Rawat
Director
DIN- 08298761

Place : New Delhi
Date : 26 May 2022

SHREY PROMOTERS PRIVATE LIMITED
BALANCE SHEET AS AT 31 MARCH 2022
(Amount in rupees hundred, unless otherwise stated)

	Notes	As at 31 March 2022	As at 31 March 2021
ASSETS			
Non-current assets			
Financial Assets			
Investments	4	68,75,545.74	68,75,545.74
		68,75,545.74	68,75,545.74
Current assets			
Inventories	5	2,00,655.21	2,00,655.21
Financial assets			
Cash and cash equivalents	6	239.34	245.84
Other current assets	7	11,20,689.25	11,20,689.25
		13,21,583.80	13,21,590.30
Total Assets		81,97,129.54	81,97,136.04
EQUITY AND LIABILITIES			
Equity			
Equity share capital	8	7,00,000.00	7,00,000.00
Other equity	9	(63,821.62)	(63,683.56)
Total equity		6,36,178.38	6,36,316.44
LIABILITIES			
Current liabilities			
Financial liabilities			
Trade payables	10	-	-
-total outstanding dues of micro and small enterprises		59.00	59.00
-total outstanding dues other than micro and small enterprises			
Other current liabilities	11	75,60,892.16	75,60,760.59
Total liabilities		75,60,951.16	75,60,819.59
Total Equity and Liabilities		81,97,129.54	81,97,136.04

Summary of significant accounting policies

3

The accompanying notes are an integral part of the financial statements.

As per our report of even date

For Rajeev & Ajay
Firm registration No. : 009977N
Chartered Accountants

Ajay Kumar Sachdeva
Partner
Membership No. : 084302

Place : New Delhi
Date : 26 May 2022

For and on behalf of the Board of Directors of
SHREY PROMOTERS PRIVATE LIMITED

Purnima Nagal
Director
DIN-09296658

Rahul
Director
DIN-09331369

Suman Jain
Company Secretary

SHREY PROMOTERS PRIVATE LIMITED
STATEMENT OF PROFIT AND LOSS FOR THE YEAR ENDED 31 MARCH 2022
(Amount in rupees hundred, unless otherwise stated)

Particulars	Notes	31 March 2022	31 March 2021
Revenue from operations		-	-
Total Income (I)		-	-
EXPENSES			
Finance costs	12	6.50	6.49
Other expenses	13	131.56	12,132.68
Total Expenses (II)		138.06	12,139.17
Profit/(Loss) before tax from continuing operations (I-II)		(138.06)	(12,139.17)
Tax expense:			
Current Tax		-	-
Profit/(Loss) for the year from continuing operations		(138.06)	(12,139.17)
Other Comprehensive Income		-	-
Total other comprehensive income for the year, net of tax		-	-
Total comprehensive income/(loss) for the year, net of tax		(138.06)	(12,139.17)
Earnings per equity share (computed on the basis of profit/(loss) for the year):	14		
(1) Basic		(0.002)	(0.173)
(2) Diluted		(0.002)	(0.173)
Summary of significant accounting policies	3		

The accompanying notes are an integral part of the financial statements.

As per our report of even date

For Rajeev & Ajay
Firm registration No : 009977N
Chartered Accountants

Ajay Kumar Sachdeva
Partner
Membership No. : 084302

For and on behalf of the Board of Directors of
SHREY PROMOTERS PRIVATE LIMITED

Purnima Nagal
Director
DIN-09296658

Rahul
Director
DIN-09331369

Place : New Delhi
Date : 26 May 2022

Suman Jain
Company Secretary

SIDHANT BUILDCON PRIVATE LIMITED
BALANCE SHEET AS AT 31 MARCH 2022
(Amount in rupees hundred, unless otherwise stated)

	Notes	As at 31 March 2022	As at 31 March 2021
ASSETS			
Current assets			
Inventories	4	23,15,078.73	23,08,619.99
Financial assets			
Cash and cash equivalents	5	271.33	241.82
Current tax assets (net)	6	22,731.21	22,731.21
Total Assets		23,38,081.27	23,31,593.02
EQUITY AND LIABILITIES			
Equity			
Equity share capital	7	10,000.00	10,000.00
Other equity	8	(5,331.93)	(5,209.88)
Total equity		4,668.07	4,790.12
LIABILITIES			
Current liabilities			
Financial liabilities			
Trade payables	9	-	-
-total outstanding dues of micro and small enterprises		59.00	59.00
-total outstanding dues other than micro and small enterprises			
Other current liabilities	10	23,33,354.20	23,26,743.90
Total liabilities		23,33,413.20	23,26,802.90
Total Equity and Liabilities		23,38,081.27	23,31,593.02

Summary of significant accounting policies

3

The accompanying notes are an integral part of the financial statements.

As per our report of even date

For **NAV RATN & CO LLP**
Firm Reg. No.: N500107
Chartered Accountants


Nitish Mittal
Partner
Membership No.: 095371



For and on behalf of the Board of Directors of
SIDHANT BUILDCON PRIVATE LIMITED


Lokesh Maria
Director
DIN- 09337859


Arif Mohamad
Director
DIN- 07119219

Place : Gurugram
Date : 26 May 2022

SIDHANT BUILDCON PRIVATE LIMITED
STATEMENT OF PROFIT AND LOSS FOR THE YEAR ENDED 31 MARCH 2022
(Amount in rupees hundred, unless otherwise stated)

Particulars	Notes	31 March 2022	31 March 2021
Revenue from operations		-	-
Total Income		-	-
EXPENSES			
Finance costs	11	6.49	6.49
Other expenses	12	115.56	99.08
Total Expenses		122.05	105.57
(Loss) before tax from continuing operations		(122.05)	(105.57)
Tax expense:			
Current tax		-	-
(Loss) for the year from continuing operations		(122.05)	(105.57)
Other comprehensive income		-	-
Total other comprehensive income for the year, net of tax		-	-
Total comprehensive (loss) for the year, net of tax		(122.05)	(105.57)
Earnings per equity share:	13		
(1) Basic		(0.12)	(0.11)
(2) Diluted		(0.12)	(0.11)

Summary of significant accounting policies

3

The accompanying notes are an integral part of the financial statements.

As per our report of even date

For **NAV RATN & CO LLP**
Firm Reg. No.: N500107
Chartered Accountants


Nitish Mittal
Partner

Membership No.: 09537



For and on behalf of the Board of Directors of
SIDHANT BUILDCON PRIVATE LIMITED


Lokesh Maria
Director
DIN- 09337859


Arif Mohamad
Director
DIN- 07119219

Place : Gurugram
Date : 26 May 2022

SIDHIVINAYAK BUILDCON PRIVATE LIMITED
BALANCE SHEET AS AT 31 MARCH 2022
(Amount in rupees hundred, unless otherwise stated)

	Notes	As at 31 March 2022	As at 31 March 2021
ASSETS			
Non-current assets			
Financial Assets			
Investments	4	2,000.00	2,000.00
		2,000.00	2,000.00
Current assets			
Inventories	5	6,66,640.87	6,66,640.87
Financial assets			
Cash and cash equivalents	6	260.44	866.92
Other financial assets	7	66,024.37	66,024.37
Other current assets	8	11,198.44	11,198.44
		7,44,124.12	7,44,730.60
Total Assets		7,46,124.12	7,46,730.60
EQUITY AND LIABILITIES			
Equity			
Equity share capital	9	1,250.00	1,250.00
Other equity	10	(11,821.64)	(11,483.09)
Total equity		(10,571.64)	(10,233.09)
LIABILITIES			
Current liabilities			
Financial liabilities			
Trade payables	11	-	-
-total outstanding dues of micro and small enterprises		275.50	177.00
-total outstanding dues other than micro and small enterprises			
Other current liabilities	12	7,56,420.25	7,56,786.69
Total liabilities		7,56,695.75	7,56,963.69
Total Equity and Liabilities		7,46,124.12	7,46,730.60
Summary of significant accounting policies	3		

The accompanying notes are an integral part of the financial statements.

As per our report of even date

For NAVRATN & CO LLP

Firm Reg. No.: N500107

Chartered Accountants

Nitish Mittal

Partner

Membership No.: 09537



For and on behalf of the Board of Directors of
SIDHIVINAYAK BUILDCON PRIVATE LIMITED

Manoj Kumar Singh

Director

DIN- 08858738

Vivek Singh

Director

DIN- 03466774

Place : Gurugram

Date : 26 May 2022

SIDHIVINAYAK BUILDCON PRIVATE LIMITED
STATEMENT OF PROFIT AND LOSS FOR THE YEAR ENDED 31 MARCH 2022
(Amount in rupees hundred, unless otherwise stated)

Particulars	Notes	31 March 2022	31 March 2021
Revenue from operations		-	-
Total Income		-	-
Finance costs	13	6.49	6.49
Other expenses	14	332.06	247.90
Total Expenses		338.55	254.39
(Loss) before tax from continuing operations		(338.55)	(254.39)
Tax expense:			
Current tax		-	-
(Loss) for the year from continuing operations		(338.55)	(254.39)
Total other comprehensive income for the year, net of tax		-	-
Total comprehensive (loss) for the year, net of tax		(338.55)	(254.39)
Earnings per equity share:	15		
(1) Basic		(2.71)	(2.04)
(2) Diluted		(2.71)	(2.04)
Summary of significant accounting policies	3		

The accompanying notes are an integral part of the financial statements.

As per our report of even date

For **NAV RATN & CO LLP**
Firm Reg. No.: N500107
Chartered Accountants

Nitish Mittal
Partner
Membership No.: 095371



Place : Gurugram
Date : 26 May 2022

For and on behalf of the Board of Directors of
SIDHIVINAYAK BUILDCON PRIVATE LIMITED

Manoj Kumar Singh
Director
DIN- 08858738

Vivek Singh
Director
DIN- 03466774

SIDHIVINAYAK DUROBUILD PRIVATE LIMITED
BALANCE SHEET AS AT 31 MARCH 2022
(Amount in rupees hundred, unless otherwise stated)

	Notes	31 March 2022	31 March 2021
ASSETS			
Current assets			
Inventories	4	1,75,805.09	1,74,016.00
Financial assets			
Cash and cash equivalents	5	171.63	223.15
Total assets		1,75,976.72	1,74,239.15
EQUITY AND LIABILITIES			
Equity			
Equity share capital	6	1,000.00	1,000.00
Other equity	7	(1,802.07)	(1,694.26)
Total equity		(802.07)	(694.26)
LIABILITIES			
Current liabilities			
Financial liabilities			
Trade payables	8	-	-
-total outstanding dues of micro and small enterprises		59.00	140.10
-total outstanding dues other than micro and small			
Other current liabilities	9	1,76,719.79	1,74,793.31
Total liabilities		1,76,778.79	1,74,933.41
Total equity and liabilities		1,75,976.72	1,74,239.15


Summary of significant accounting policies


3

The accompanying notes are an integral part of the financial statements.

As per our report of even date

For Sanjay Rastogi & Associates
Firm registration No : 014056N
Chartered Accountants


CA Sanjay Rastogi
Proprietor
Membership No. : 075033



For and on behalf of the Board of Directors of
SIDHIVINAYAK DUROBUILD PRIVATE LIMITED


Arif Mohamad
Director
Din-07119219


Manoj Kumar Singh
Director
Din-08858738

Place : New Delhi
Date : 26 May 2022

SIDHIVINAYAK DUROBUILD PRIVATE LIMITED
STATEMENT OF PROFIT AND LOSS FOR THE YEAR ENDED 31 MARCH 2022
(Amount in rupees hundred, unless otherwise stated)


Particulars	Notes	31 March 2022	31 March 2021
INCOME			
Revenue from operations		-	-
Total Income		-	-
EXPENSES			
Finance costs	10	6.49	6.52
Other expenses	11	101.32	115.53
Total Expenses		107.81	122.05
Loss before tax from continuing operations		(107.81)	(122.05)
Tax expense:			
Current tax		-	-
Loss for the year from continuing operations		(107.81)	(122.05)
Other comprehensive income		-	-
Total other comprehensive income/loss for the year, net of tax		-	-
Total comprehensive loss for the year, net of tax		(107.81)	(122.05)
Earnings per equity share:	12		
Basic (Rs.)		(1.08)	(1.22)
Diluted (Rs.)		(1.08)	(1.22)

Summary of significant accounting policies 3

The accompanying notes are an integral part of the financial statements.

As per our report of even date

For Sanjay Rastogi & Associates
Firm registration No : 014056N
Chartered Accountants


CA Sanjay Rastogi
Proprietor
Membership No. : 075033



For and on behalf of the Board of Directors of
SIDHIVINAYAK DUROBUILD PRIVATE LIMITED


Arif Mohamad
Director
Din-07119219


Manoj Kumar Singh
Director
Din-08858738

Place : New Delhi
Date : 26 May 2022

SIGNAGES PROPERTIES PRIVATE LIMITED
BALANCE SHEET AS AT 31 MARCH 2022
(Amount in rupees hundred, unless otherwise stated)

	Notes	As at 31 March 2022	As at 31 March 2021
ASSETS			
Current assets			
Financial assets			
Cash and cash equivalents	4	243.95	243.98
Total Assets		243.95	243.98
EQUITY AND LIABILITIES			
Equity			
Equity share capital	5	1,000.00	1,000.00
Other equity	6	(3,685.24)	(3,578.14)
Total equity		(2,685.24)	(2,578.14)
LIABILITIES			
Current liabilities			
Financial liabilities			
Trade payables	7	-	-
-total outstanding dues of micro and small enterprises		59.00	59.00
-total outstanding dues other than micro and small enterprises		2,870.19	2,763.12
Other current liabilities	8	2,929.19	2,822.12
Total liabilities		2,929.19	2,822.12
Total Equity and Liabilities		243.95	243.98

Summary of significant accounting policies 3

The accompanying notes are an integral part of the financial statements.

As per our report of even date

For Rajeev & Ajay
Firm registration No : 009977N
Chartered Accountants

Ajay Kumar Sachdeva
Partner
Membership No. : 084362



**For and on behalf of the Board of Directors of
SIGNAGES PROPERTIES PRIVATE LIMITED**

Bhara Bhushan Garg
Director
DIN-01669048

Rahul Bindle
Director
DIN-02128650

Place : New Delhi
Date : 26 May 2022

SIGNAGES PROPERTIES PRIVATE LIMITED
STATEMENT OF PROFIT AND LOSS FOR THE YEAR ENDED 31 MARCH 2022
(Amount in rupees hundred, unless otherwise stated)

Particulars	Notes	31 March 2022	31 March 2021
Revenue from operations		-	-
Total Income (I)		-	-
EXPENSES			
Finance costs	9	-	1.61
Other expenses	10	107.10	107.08
Total Expenses (II)		107.10	108.69
Profit/(Loss) before tax from continuing operations (I-II)		(107.10)	(108.69)
Tax expense:			
Current Tax		-	-
Profit/(Loss) for the year from continuing operations		(107.10)	(108.69)
Other Comprehensive Income		-	-
Total other comprehensive income for the year, net of tax		-	-
Total comprehensive income/(loss) for the year, net of tax		(107.10)	(108.69)
Earnings per equity share (computed on the basis of profit/(loss) for the year):	11		
(1) Basic		(1.07)	(1.09)
(2) Diluted		(1.07)	(1.09)

Summary of significant accounting policies

2

The accompanying notes are an integral part of the financial statements.

As per our report of even date

For Rajeev & Ajay
Firm registration No : 009977N
Chartered Accountants

Ajay Kumar Sachdeva
Partner
Membership No. 084302



For and on behalf of the Board of Directors of
SIGNAGES PROPERTIES PRIVATE LIMITED

Bharat Bhushan Garg
Director
DIN-01669048

Rahul Bindle
Director
DIN-02128650

Place : New Delhi
Date : 26 May 2022

SMRIDHI TECHNOBUILD PRIVATE LIMITED
BALANCE SHEET AS AT 31 MARCH 2022
(Amount in rupees hundred, unless otherwise stated)

	Notes	As at 31 March 2022	As at 31 March 2021
ASSETS			
Current assets			
Cash and cash equivalents	4	6,231.32	6,931.57
Other current assets	5	2,09,70,092.62	2,09,70,000.00
Total Assets		2,09,76,323.94	2,09,76,931.57
EQUITY AND LIABILITIES			
Equity			
Equity share capital	6	1,00,000.00	1,00,000.00
Other equity	7	2,03,64,316.59	2,03,64,513.62
Total equity		2,04,64,316.59	2,04,64,513.62
LIABILITIES			
Current liabilities			
Financial liabilities			
Trade payables	8	-	-
-total outstanding dues of micro and small enterprises		59.00	59.00
-total outstanding dues other than micro and small enterprises	9	5,11,823.15	5,11,823.15
Other financial liabilities	10	125.20	535.80
Other current liabilities		5,12,007.35	5,12,417.95
Total liabilities		5,12,007.35	5,12,417.95
Total Equity and Liabilities		2,09,76,323.94	2,09,76,931.57
Summary of significant accounting policies			
	3		

The accompanying notes are an integral part of the financial statements.

As per our report of even date

For Rajeev & Ajay

Firm registration No : 009927N

Chartered Accountants

Ajay Kumar Sachdeva

Partner

Membership No. : 084302



For and on behalf of the Board of Directors of

SMRIDHI TECHNOBUILD PRIVATE LIMITED

Rohit Rawat

Director

DIN-08298761

Neeru Sareen

Director

DIN-08383149

Place : New Delhi

Date : 26 May 2022

SMRIDHI TECHNOBUILD PRIVATE LIMITED
STATEMENT OF PROFIT AND LOSS FOR THE YEAR ENDED 31 MARCH 2022
(Amount in rupees hundred, unless otherwise stated)

Particulars	Notes	31 March 2022	31 March 2021
Revenue from operations		-	-
Total Income (I)		-	-
EXPENSES			
Finance costs	11	6.49	6.59
Other expenses	12	190.54	502.81
Total Expenses (II)		197.03	509.40
Profit/(Loss) before tax from continuing operations (I-II)		(197.03)	(509.40)
Tax expense:			
Current Tax		-	-
Profit/(Loss) for the year from continuing operations		(197.03)	(509.40)
Other Comprehensive Income		-	-
Total other comprehensive income for the year, net of tax		-	-
Total comprehensive income/(loss) for the year, net of tax		(197.03)	(509.40)
Earnings per equity share (computed on the basis of profit/(loss) for the year):	13		
(1) Basic		(0.02)	(0.05)
(2) Diluted		(0.02)	(0.05)

Summary of significant accounting policies

3

The accompanying notes are an integral part of the financial statements.

As per our report of even date

For Rajeev & Ajay

Firm registration No : 000977N
Chartered Accountants

Ajay Kumar Sachdeva
Partner
Membership No. : 084302



For and on behalf of the Board of Directors of
SMRIDHI TECHNOBUILD PRIVATE LIMITED

Rohit Rawat
Director
DIN-08298761

Neeru Sareen
Director
DIN-08383149

Place : New Delhi
Date : 26 May 2022

SNOW WHITE BUILDCON PRIVATE LIMITED
BALANCE SHEET AS AT 31 MARCH 2022
(Amount in rupees hundred, unless otherwise stated)

	Notes	As at 31 March 2022	As at 31 March 2021
ASSETS			
Non-current assets			
Financial Assets			
Investments	4	10,44,404.20	10,44,404.20
		10,44,404.20	10,44,404.20
Current assets			
Inventories	5	24,86,924.36	24,80,891.20
Financial assets			
Cash and cash equivalents	6	188.49	221.82
Other bank balances	7	9,301.63	8,874.55
Other financial assets	8	7,853.15	7,159.69
Other current assets	9	2,750.45	2,493.46
		25,07,018.08	24,99,640.72
Total Assets		35,51,422.28	35,44,044.92
EQUITY AND LIABILITIES			
Equity			
Equity share capital	10	1,000.00	1,000.00
Other equity	11	(5,31,366.80)	(5,32,146.06)
Total equity		(5,30,366.80)	(5,31,146.06)
LIABILITIES			
Current liabilities			
Financial liabilities			
Trade payables	12	-	-
-total outstanding dues of micro and small enterprises		59.00	59.00
-total outstanding dues other than micro and small enterprises	13	40,81,730.08	40,75,131.98
Other current liabilities		40,81,789.08	40,75,190.98
Total liabilities		35,51,422.28	35,44,044.92
Total Equity and Liabilities		35,51,422.28	35,44,044.92
Summary of significant accounting policies	3		

The accompanying notes are an integral part of the financial statements.


As per our report of even date


For **NAV RATN & CO LLP**
Firm Reg. No.: N500107
Chartered Accountants


Nitish Mittal
Partner
Membership No.: 095371



For and on behalf of the Board of Directors of
SNOW WHITE BUILDCON PRIVATE LIMITED


Kamal Malik
Director
DIN-08129137


Bimbadhar Jena
Director
DIN-09332034

Place : Gurugram
Date : 26 May 2022

SNOW WHITE BUILDCON PRIVATE LIMITED
STATEMENT OF PROFIT AND LOSS FOR THE YEAR ENDED 31 MARCH 2022
(Amount in rupees hundred, unless otherwise stated)

Particulars	Notes	31 March 2022	31 March 2021
Other income	14	1,167.99	965.47
Total Income		1,167.99	965.47
EXPENSES			
Finance costs	15	11.08	13.39
Other expenses	16	115.56	103.18
Total Expenses		126.64	116.57
Profit/ (Loss) before tax from continuing operations		1,041.35	848.90
Tax expense:			
Current tax		262.09	213.65
Profit/ (Loss) for the year from continuing operations		779.26	635.25
Other comprehensive income		-	-
Total other comprehensive income for the year, net of tax		-	-
Total comprehensive income/(loss) for the year, net of tax		779.26	635.25
Earnings per equity share:	17		
(1) Basic		7.79	6.35
(2) Diluted		7.79	6.35
Summary of significant accounting policies	3		

The accompanying notes are an integral part of the financial statements.


As per our report of even date


For **NAV RATN & CO LLP**
Firm Reg. No.: N500107
Chartered Accountants


Nitish Mittal
Partner
Membership No.: 095371



For and on behalf of the Board of Directors of
SNOW WHITE BUILDCON PRIVATE LIMITED


Kamal Malik
Director
DIN-08129137


Bimbadhar Jena
Director
DIN-09332034

Place : Gurugram
Date : 26 May 2022

SONEX PROJECTS PRIVATE LIMITED
BALANCE SHEET AS AT 31 MARCH 2022
(Amount in rupees hundred, unless otherwise stated)

ASSETS

Current assets

Inventories	
Financial assets	
Cash and cash equivalents	
Other financial assets	
Current tax assets (net)	

Total Assets

EQUITY AND LIABILITIES

Equity

Equity share capital	
Other equity	
Total equity	

LIABILITIES

Current liabilities

Financial liabilities	
Trade payables	
-total outstanding dues of micro and small enterprises	
-total outstanding dues other than micro and small enterprises	
Other current liabilities	
Total liabilities	

Total Equity and Liabilities

Summary of significant accounting policies

The accompanying notes are an integral part of the financial statements.

As per our report of even date

For **NAV RATN & CO LLP**

Firm registration No.: N500107

Chartered Accountants

Nitish Mittal
Partner

Membership No.: 095371



Place : Gurugram
Date : 26 May 2022

Notes	As at 31 March 2022	As at 31 March 2021
4	6,97,332.82	6,97,332.82
5	216.07	222.55
6	295.43	295.43
7	782.41	782.41
	6,98,626.73	6,98,633.21
8	1,000.00	1,000.00
9	12,887.90	13,014.07
	13,887.90	14,014.07
10	-	-
	59.00	59.00
11	6,84,679.83	6,84,560.14
	6,84,738.83	6,84,619.14
	6,98,626.73	6,98,633.21
3		

For and on behalf of the Board of Directors of
SONEX PROJECTS PRIVATE LIMITED

Purnima Nagal
Director
DIN- 09296658

Shishir Lal
Director
DIN- 02210170

SONEX PROJECTS PRIVATE LIMITED
STATEMENT OF PROFIT AND LOSS FOR THE YEAR ENDED 31 MARCH 2022
(Amount in rupees hundred, unless otherwise stated)

Particulars	Notes	31 March 2022	31 March 2021
Revenue from operations		-	-
Total Income		-	-
EXPENSES			
Finance costs	12	6.49	6.49
Other expenses	13	119.68	122.67
Total Expenses		126.17	129.16
(Loss) before tax from continuing operations		(126.17)	(129.16)
Tax expense:			
Current tax		-	-
(Loss) for the year from continuing operations		(126.17)	(129.16)
Other comprehensive income		-	-
Total other comprehensive income for the year, net of tax		-	-
Total comprehensive (loss) for the year, net of tax		(126.17)	(129.16)
Earnings per equity share:	14		
(1) Basic		(1.26)	(1.29)
(2) Diluted		(1.26)	(1.29)
Summary of significant accounting policies	3		

The accompanying notes are an integral part of the financial statements.


As per our report of even date


For **NAVRATN & CO LLP**
Firm registration No.: N500107
Chartered Accountants


Nitish Mittal
Partner
Membership No.: 095371



For and on behalf of the Board of Directors of
SONEX PROJECTS PRIVATE LIMITED


Purnima Nagal
Director
DIN- 09296658


Shishir Lal
Director
DIN- 02210170

Place : Gurugram
Date : 26 May 2022

SPARSH PROMOTERS PRIVATE LIMITED
BALANCE SHEET AS AT 31 MARCH 2022
(Amount in rupees hundred, unless otherwise stated)

ASSETS

Current assets

Inventories
Financial assets
Cash and cash equivalents
Current tax assets (net)

Total Assets

EQUITY AND LIABILITIES

Equity

Equity share capital
Other equity
Total equity

LIABILITIES

Current liabilities

Financial liabilities
Trade payables
-total outstanding dues of micro and small enterprises
-total outstanding dues other than micro and small enterprises
Other current liabilities
Total liabilities

Total Equity and Liabilities

Summary of significant accounting policies

The accompanying notes are an integral part of the financial statements.

As per our report of even date

For N A V R A T N & C O L L P

Firm Reg. No.: N500107

Chartered Accountants

Nitish Mittal

Partner

Membership No.: 095371



Notes	As at 31 March 2022	As at 31 March 2021
4	28,58,511.52	28,51,731.11
5	266.04	235.48
6	61,059.93	61,059.93
	29,19,837.49	29,13,026.52
7	10,000.00	10,000.00
8	(6,248.76)	(6,126.71)
	3,751.24	3,873.29
9	-	-
	59.00	169.50
10	29,16,027.24	29,08,983.73
	29,16,086.24	29,09,153.23
	29,19,837.49	29,13,026.52
3		

For and on behalf of the Board of Directors of
SPARSH PROMOTERS PRIVATE LIMITED

Manoj Kumar Singh

Director

DIN-08858738

Bimbadhar Jena

Director

DIN-09332034

Place : Gurugram

Date : 26 May 2022

SPARSH PROMOTERS PRIVATE LIMITED
STATEMENT OF PROFIT AND LOSS FOR THE YEAR ENDED 31 MARCH 2022
(Amount in rupees hundred, unless otherwise stated)

Particulars	Notes	31 March 2022	31 March 2021
Revenue from operations		-	-
Total Income		-	-
EXPENSES			
Finance costs	11	6.49	6.49
Other expenses	12	115.56	217.07
Total Expenses		122.05	223.56
(Loss) before tax from continuing operations		(122.05)	(223.56)
Tax expense:			
Current tax		-	-
(Loss) for the year from continuing operations		(122.05)	(223.56)
Other comprehensive income		-	-
Total other comprehensive income for the year, net of tax		-	-
Total comprehensive income/(loss) for the year, net of tax		(122.05)	(223.56)
Earnings per equity share:	13		
(1) Basic		(0.12)	(0.22)
(2) Diluted		(0.12)	(0.22)

Summary of significant accounting policies

3

The accompanying notes are an integral part of the financial statements.

As per our report of even date

For **NAV RATN & CO LLP**
Firm Reg. No.: N500107
Chartered Accountants

Nitish Mittal
Partner
Membership No.: 095371



For and on behalf of the Board of Directors of
SPARSH PROMOTERS PRIVATE LIMITED

Manoj Kumar Singh
Director
DIN-08858738

Bimbardhar Jena
Director
DIN-09332034

Place : Gurugram
Date : 26 May 2022

SPROUTING PROPERTIES PRIVATE LIMITED
BALANCE SHEET AS AT 31 MARCH 2022
(Amount in rupees hundred, unless otherwise stated)

	Notes	As at 31 March 2022	As at 31 March 2021
ASSETS			
Current assets			
Inventories	4	1,96,263.81	1,96,263.81
Financial assets			
Cash and cash equivalents	5	236.96	243.45
Other current assets	6	-	-
Total Assets		1,96,500.77	1,96,507.26
EQUITY AND LIABILITIES			
Equity			
Equity share capital	7	1,000.00	1,000.00
Other equity	8	(4,130.97)	(4,014.52)
Total equity		(3,130.97)	(3,014.52)
LIABILITIES			
Current liabilities			
Financial liabilities			
Trade payables	9	-	-
-total outstanding dues of micro and small enterprises		-	-
-total outstanding dues other than micro and small enterprises		59.00	59.00
Other current liabilities	10	1,99,572.74	1,99,462.78
Total liabilities		1,99,631.74	1,99,521.78
Total Equity and Liabilities		1,96,500.77	1,96,507.26

Summary of significant accounting policies

3

The accompanying notes are an integral part of the financial statements.

As per our report of even date


For N A V R A T N & CO LLP
Firm Reg. No.: N500107
Chartered Accountants



Nitish Mittal
Partner
Membership No.: 09537



For and on behalf of the Board of Directors of
SPROUTING PROPERTIES PRIVATE LIMITED



Shishir Lal
Director
DIN- 02210170



Vinod Balhara
Director
DIN-08129149

Place : Gurugram
Date : 26 May 2022

SPROUTING PROPERTIES PRIVATE LIMITED
STATEMENT OF PROFIT AND LOSS FOR THE YEAR ENDED 31 MARCH 2022
(Amount in rupees hundred, unless otherwise stated)

Particulars	Notes	31 March 2022	31 March 2021
Revenue from operations		-	-
Total Income		-	-
EXPENSES			
Finance costs	11	8.89	6.49
Other expenses	12	107.56	98.17
Total Expenses		116.45	104.66
Profit/(Loss) before tax from continuing operations		(116.45)	(104.66)
Tax expense:			
Current tax		-	-
Profit/(Loss) for the year from continuing operations		(116.45)	(104.66)
Other comprehensive income		-	-
Total other comprehensive income for the year, net of tax		-	-
Total comprehensive income/(loss) for the year, net of tax		(116.45)	(104.66)
Earnings per equity share:	13		
(1) Basic		(1.16)	(1.05)
(2) Diluted		(1.16)	(1.05)

Summary of significant accounting policies

3

The accompanying notes are an integral part of the financial statements.


As per our report of even date

For N A V R A T N & CO LLP
Firm Reg. No.: N500107
Chartered Accountants


Nitish Mittal
Partner
Membership No.: 095371



For and on behalf of the Board of Directors of
SPROUTING PROPERTIES PRIVATE LIMITED


Shishir Lal
Director
DIN- 02210170


Vinod Balhara
Director
DIN-08129149

Place : Gurugram
Date : 26 May 2022

SPURT PROJECTS PRIVATE LIMITED
BALANCE SHEET AS AT 31 MARCH 2022
(Amount in rupees hundred, unless otherwise stated)

ASSETS

Current assets

Inventories	4	14,24,150.03	14,24,134.09
Financial assets			
Cash and cash equivalents	5	271.06	245.44
Other financial assets	6	8,010.29	8,010.29
Other current assets	7	1,24,375.00	1,24,375.00

Total Assets

15,56,806.38 **15,56,764.82**

EQUITY AND LIABILITIES

Equity

Equity share capital	8	1,000.00	1,000.00
Other equity	9	(14,131.10)	(20,392.70)
Total equity		(13,131.10)	(19,392.70)

LIABILITIES

Current liabilities

Financial liabilities			
Trade payables	10	-	-
-total outstanding dues of micro and small enterprises			
-total outstanding dues other than micro and small enterprises		59.00	6,075.07
Other current liabilities	11	15,69,873.24	15,69,964.32
Current tax liabilities (net)	12	5.24	118.13
Total liabilities		15,69,937.48	15,76,157.52

Total Equity and Liabilities

15,56,806.38 **15,56,764.82**

Summary of significant accounting policies

3

The accompanying notes are an integral part of the financial statements.

As per our report of even date

For NAVRATN & CO LLP

Firm Reg. No.: N500107

Chartered Accountants

Nitish Mittal

Partner

Membership No.: 095374



**For and on behalf of the Board of Directors of
SPURT PROJECTS PRIVATE LIMITED**

Vinod Balhara

Director

DIN-08129149

Purnima Nagal

Director

DIN-09296658

Place : Gurugram

Date : 26 May 2022

SPURT PROJECTS PRIVATE LIMITED
STATEMENT OF PROFIT AND LOSS FOR THE YEAR ENDED 31 MARCH 2022
(Amount in rupees hundred, unless otherwise stated)

Particulars	Notes	31 March 2022	31 March 2021
Other Income	13	6,512.77	579.50
Total Income		6,512.77	579.50
EXPENSES			
Finance costs	14	6.49	6.49
Other expenses	15	119.67	103.19
Total Expenses		126.16	109.68
Profit/(Loss) before tax from continuing operations		6,386.61	469.82
Tax expense:			
Current tax		125.01	118.24
Profit/(Loss) for the year from continuing operations		6,261.60	351.58
Other comprehensive income		-	-
Total other comprehensive income for the year, net of tax		-	-
Total comprehensive income/(loss) for the year, net of tax		6,261.60	351.58
Earnings per equity share:	16		
(1) Basic		62.62	3.52
(2) Diluted		62.62	3.52
Summary of significant accounting policies	3		

The accompanying notes are an integral part of the financial statements.


As per our report of even date


For **NAV RATN & CO LLP**
Firm Reg. No.: N500107
Chartered Accountants


Nitish Mittal
Partner
Membership No.: 095371



For and on behalf of the Board of Directors of
SPURT PROJECTS PRIVATE LIMITED


Vinod Balhara
Director
DIN-08129149


Purnima Nagal
Director
DIN-09296658

Place : Gurugram
Date : 26 May 2022

SRIYAM ESTATES PRIVATE LIMITED
BALANCE SHEET AS AT 31 MARCH 2022
(Amount in rupees hundred, unless otherwise stated)

	Notes	As at 31 March 2022	As at 31 March 2021
ASSETS			
Current assets			
Inventories	4	48,344.50	48,344.50
Financial assets			
Cash and cash equivalents	5	283.55	890.04
Other financial assets	6	65,901.22	65,901.22
Total Assets		1,14,529.27	1,15,135.76
EQUITY AND LIABILITIES			
Equity			
Equity share capital	7	1,000.00	1,000.00
Other equity	8	(14,309.39)	(14,191.46)
Total equity		(13,309.39)	(13,191.46)
LIABILITIES			
Current liabilities			
Financial liabilities			
Trade payables	9	-	-
-total outstanding dues of micro and small enterprises		-	-
-total outstanding dues other than micro and small enterprises		59.00	59.00
Other current liabilities	10	1,27,779.66	1,28,268.22
Total liabilities		1,27,838.66	1,28,327.22
Total Equity and Liabilities		1,14,529.27	1,15,135.76

Summary of significant accounting policies

3

The accompanying notes are an integral part of the financial statements.

As per our report of even date


For N A V R A T N & CO LLP
Firm Reg. No.: N500107
Chartered Accountants


Nitish Mittal
Partner
Membership No.: 095371



For and on behalf of the Board of Directors of
SRIYAM ESTATES PRIVATE LIMITED


Bhupinder Rajjaswant Singh
Director
DIN-06583432


Akshat Maheshwari
Director
DIN-07504909

Place : Gurugram
Date : 26 May 2022

SRIYAM ESTATES PRIVATE LIMITED
STATEMENT OF PROFIT AND LOSS FOR THE YEAR ENDED 31 MARCH 2022
(Amount in rupees hundred, unless otherwise stated)

Particulars	Notes	31 March 2022	31 March 2021
Revenue from operations		-	-
Total Income		-	-
EXPENSES			
Finance costs	11	6.49	6.49
Other expenses	12	111.44	98.06
Total Expenses		117.93	104.55
Profit/(Loss) before tax from continuing operations		(117.93)	(104.55)
Tax expense:			
Current tax		-	-
Profit/(Loss) for the year from continuing operations		(117.93)	(104.55)
Other comprehensive income		-	-
Total other comprehensive income for the year, net of tax		-	-
Total comprehensive (loss) for the year, net of tax		(117.93)	(104.55)
Earnings per equity share:	13		
(1) Basic		(1.18)	(1.05)
(2) Diluted		(1.18)	(1.05)

Summary of significant accounting policies 3

The accompanying notes are an integral part of the financial statements.


As per our report of even date

For **NAV RATN & CO LLP**
Firm Reg. No.: N500107
Chartered Accountants


Nitish Mittal
Partner
Membership No.: 095371



For and on behalf of the Board of Directors of
SRIYAM ESTATES PRIVATE LIMITED


Bhupinder Rajaswant Singh **Akshat Maheshwari**
Director Director
DIN-06583432 DIN-07504909

Place : Gurugram
Date : 26 May 2022

STASH PROPBUILD PRIVATE LIMITED
BALANCE SHEET AS AT 31 MARCH 2022
(Amount in rupees hundred, unless otherwise stated)

	Notes	As at 31 March 2022	As at 31 March 2021
ASSETS			
Current assets			
Inventories	4	14,818.89	14,818.89
Financial assets			
Cash and cash equivalents	5	242.76	249.25
Other financial assets	6	20,907.88	20,907.88
Total Assets		35,969.53	35,976.02
EQUITY AND LIABILITIES			
Equity			
Equity share capital	7	1,000.00	1,000.00
Other equity	8	(2,996.49)	(2,894.92)
Total equity		(1,996.49)	(1,894.92)
LIABILITIES			
Current liabilities			
Financial liabilities			
Trade payables	9	-	-
-total outstanding dues of micro and small enterprises		59.00	59.00
-total outstanding dues other than micro and small enterprises			
Other current liabilities	10	37,907.02	37,811.94
Total liabilities		37,966.02	37,870.94
Total Equity and Liabilities		35,969.53	35,976.02
Summary of significant accounting policies	3		

The accompanying notes are an integral part of the financial statements.

As per our report of even date

For Rajeev & Ajay
Firm registration No : 009977N
Chartered Accountants

Ajay Kumar Sachdeva
Partner
Membership No. : 084302



For and on behalf of the Board of Directors of
STASH PROPBUILD PRIVATE LIMITED

Rohit Rawat
Director
DIN- 08298761

Seema Shekhar
Director
DIN- 08376730

Place : New Delhi
Date : 26 May 2022

STASH PROPBUILD PRIVATE LIMITED
STATEMENT OF PROFIT AND LOSS FOR THE YEAR ENDED 31 MARCH 2022
(Amount in rupees hundred, unless otherwise stated)

Particulars	Notes	31 March 2022	31 March 2021
Revenue from operations		-	-
Total Income (I)		-	-
EXPENSES			
Finance costs	11	6.49	6.50
Other expenses	12	95.08	98.18
Total Expenses (II)		101.57	104.68
Profit/(Loss) before tax from continuing operations (I-II)		(101.57)	(104.68)
Tax expense:			
Current Tax		-	-
Profit/(Loss) for the year from continuing operations		(101.57)	(104.68)
Other Comprehensive Income		-	-
Total other comprehensive income for the year, net of tax		-	-
Total comprehensive income/(loss) for the year, net of tax		(101.57)	(104.68)
Earnings per equity share (computed on the basis of profit/(loss) for the year):	13		
(1) Basic		(1.02)	(1.05)
(2) Diluted		(1.02)	(1.05)

Summary of significant accounting policies 3

The accompanying notes are an integral part of the financial statements.

As per our report of even date

For Rajeev & Ajay
Firm registration No - 009977N
Chartered Accountants

Ajay Kumar Sachdeva
Partner
Membership No. : 084102

For and on behalf of the Board of Directors of
STASH PROPBUILD PRIVATE LIMITED

Rohit Rawat
Director
DIN- 08298761

Seema Shekhar
Director
DIN- 08376730

Place : New Delhi
Date : 26 May 2022

STAVE PROPBUILD PRIVATE LIMITED
BALANCE SHEET AS AT 31 MARCH 2022
(Amount in rupees hundred, unless otherwise stated)

	Notes	As at 31 March 2022	As at 31 March 2021
ASSETS			
Current assets			
Financial assets			
Cash and cash equivalents	4	239.38	245.87
Other financial assets	5	1,31,507.66	1,31,507.66
		1,31,747.04	1,31,753.53
Total Assets		1,31,747.04	1,31,753.53
EQUITY AND LIABILITIES			
Equity			
Equity share capital	6	1,000.00	1,000.00
Other equity	7	(2,980.87)	(2,879.30)
Total equity		(1,980.87)	(1,879.30)
LIABILITIES			
Current liabilities			
Financial liabilities			
Trade payables	8	-	-
-total outstanding dues of micro and small enterprises		59.00	59.00
-total outstanding dues other than micro and small enterprises			
Other current liabilities	9	1,33,668.91	1,33,573.83
Total liabilities		1,33,727.91	1,33,632.83
Total Equity and Liabilities		1,31,747.04	1,31,753.53

Summary of significant accounting policies

3

The accompanying notes are an integral part of the financial statements.

As per our report of even date

For Rajeev & Ajay

Firm registration No. 00972N

Chartered Accountants

Ajay Kumar Sachdeva

Partner

Membership No. : 084302



For and on behalf of the Board of Directors of
STAVE PROPBUILD PRIVATE LIMITED

Rohit Rawat

Director

DIN-08298761

Rahul Bindle

Director

DIN- 02128650

(Signatures of Rohit Rawat and Rahul Bindle)

Place : New Delhi

Date : 26 May 2022

STAVE PROPBUILD PRIVATE LIMITED
STATEMENT OF PROFIT AND LOSS FOR THE YEAR ENDED 31 MARCH 2022
(Amount in rupees hundred, unless otherwise stated)

Particulars	Notes	31 March 2022	31 March 2021
Revenue from operations		-	-
Total Income (I)		-	-
EXPENSES			
Finance costs	10	6.49	6.50
Other expenses	11	95.08	95.05
Total Expenses (II)		101.57	101.55
Profit/(Loss) before tax from continuing operations (I-II)		(101.57)	(101.55)
Tax expense:			
Current Tax		-	-
Profit/(Loss) for the year from continuing operations		(101.57)	(101.55)
Other Comprehensive Income		-	-
Total other comprehensive income for the year, net of tax		-	-
Total comprehensive income/(loss) for the year, net of tax		(101.57)	(101.55)
Earnings per equity share (computed on the basis of profit/(loss) for the year):	12		
(1) Basic		(1.02)	(1.02)
(2) Diluted		(1.02)	(1.02)

Summary of significant accounting policies

3

The accompanying notes are an integral part of the financial statements.

As per our report of even date

For Rajeev & Ajay

Firm registration No : 009977N
Chartered Accountants


Ajay Kumar Sachdeva
Partner
Membership No. : 084302

For and on behalf of the Board of Directors of
STAVE PROPBUILD PRIVATE LIMITED


Rohit Rawat
Director
DIN-08298761


Rahul Bindle
Director
DIN- 02128650

Place : New Delhi
Date : 26 May 2022