

ABBEY PROPERTIES PRIVATE LIMITED
BALANCE SHEET AS AT 31 MARCH 2022
(Amount in rupees hundred, unless otherwise stated)

	Notes	As at 31 March 2022	As at 31 March 2021
ASSETS			
Current assets			
Inventories	4	9,45,917.24	9,45,917.24
Financial assets			
Cash and cash equivalents	5	213.11	219.60
Other financial assets	6	50,108.67	50,108.67
Other current assets	7	-	-
Total Assets		9,96,239.02	9,96,245.51
EQUITY AND LIABILITIES			
Equity			
Equity share capital	8	1,000.00	1,000.00
Other equity	9	(4,336.10)	(4,225.17)
Total equity		(3,336.10)	(3,225.17)
LIABILITIES			
Current liabilities			
Financial liabilities			
Trade payables	10	-	-
-total outstanding dues of micro and small enterprises			
-total outstanding dues other than micro and small enterprises		59.00	59.00
Other current liabilities	11	9,99,516.12	9,99,411.68
Total liabilities		9,99,575.12	9,99,470.68
Total Equity and Liabilities		9,96,239.02	9,96,245.51
Summary of significant accounting policies	3		


The accompanying notes are an integral part of the financial statements.


For **NAV RATN & Co LLP**
Firm Reg. No.: N500107
Chartered Accountants


Nishu Mittal
Partner
Membership No.: 095371



For and on behalf of the Board of Directors of
ABBEY PROPERTIES PRIVATE LIMITED


Shaleequl Alam
Director
DIN-06694170


Kumar Chand
Director
DIN-08380333

Place : Gurugram
Date : 26 May 2022

ABBEY PROPERTIES PRIVATE LIMITED
STATEMENT OF PROFIT AND LOSS FOR THE YEAR ENDED 31 MARCH 2022
(Amount in rupees hundred, unless otherwise stated)

Particulars	Notes	31 March 2022	31 March 2021
Revenue from operations		-	-
Total Income (I)		-	-
EXPENSES			
Finance costs	12	6.49	6.49
Other expenses	13	104.44	118.67
Total Expenses (II)		110.93	125.16
Profit/(Loss) before tax from operations (I-II)		(110.93)	(125.16)
Tax expense:			
Current Tax		-	-
Profit/(Loss) for the year from operations		(110.93)	(125.16)
Other Comprehensive Income		-	-
Total other comprehensive income for the year, net of tax		-	-
Total comprehensive income/(loss) for the year, net of tax		(110.93)	(125.16)
Earnings per equity share (computed on the basis of profit/(loss) for the year):	14		
(1) Basic		(1.11)	(1.25)
(2) Diluted		(1.11)	(1.25)
Summary of significant accounting policies	3		


The accompanying notes are an integral part of the financial statements.


For **NAV RATN & Co LLP**
Firm Reg. No.: N500107
Chartered Accountants


Nitish Mittal
Partner
Membership No.: 095331



For and on behalf of the Board of Directors of
ABBEY PROPERTIES PRIVATE LIMITED


Shah Maqbool Alam
Director
DIN-06694170


Kumar Chand
Director
DIN-08380333

Place : Gurugram
Date : 26 May 2022

ABBOT BUILDERS PRIVATE LIMITED
BALANCE SHEET AS AT 31 MARCH 2022
(Amount in rupees hundred, unless otherwise stated)

ASSETS

Current assets

Financial assets

Cash and cash equivalents

Other current assets

Total Assets

EQUITY AND LIABILITIES

Equity

Equity share capital

Other equity

Total equity

LIABILITIES

Current liabilities

Financial liabilities

Trade payables

-total outstanding dues of micro and small enterprises

-total outstanding dues other than micro and small enterprises

Other current liabilities

Total liabilities

Total Equity and Liabilities

Summary of significant accounting policies

The accompanying notes are an integral part of the financial statements.

As per our report of even date

For Rajeev & Ajay

Firm registration No : 009977N

Chartered Accountants

Rajeev Sabharwal

Partner

Membership No.: 084833





Place : New Delhi

Date : 26 May 2022

Notes	As at 31 March 2022	As at 31 March 2021
4	239.35	245.84
5	-	-
	239.35	245.84
6	1,000.00	1,000.00
7	(5,41,411.47)	(5,41,309.91)
	(5,40,411.47)	(5,40,309.91)
8	-	-
	59.00	59.00
9	5,40,591.83	5,40,496.75
	5,40,650.83	5,40,555.75
	239.35	245.84
3		

For and on behalf of the Board of Directors of
ABBOT BUILDERS PRIVATE LIMITED


Bijay Kumar Panda
Director
DIN-08503814


Kumar Chand
Director
DIN-08380333

ABBOT BUILDERS PRIVATE LIMITED
STATEMENT OF PROFIT AND LOSS FOR THE YEAR ENDED 31 MARCH 2022
(Amount in rupees hundred, unless otherwise stated)

Particulars	Notes	31 March 2022	31 March 2021
Revenue from operations		-	-
Total Income		-	-
EXPENSES			
Finance costs	10	6.49	6.49
Other expenses	11	95.08	118.67
Total Expenses		101.57	125.16
Loss before tax from continuing operations		(101.57)	(125.16)
Tax expense:			
Current tax		-	-
Loss for the year from continuing operations		(101.57)	(125.16)
Other comprehensive income		-	-
Total other comprehensive income for the year, net of tax		-	-
Total comprehensive loss for the year, net of tax		(101.57)	(125.16)
Earnings per equity share:	12		
(1) Basic		(1.02)	(1.25)
(2) Diluted		(1.02)	(1.25)
Summary of significant accounting policies	3		

The accompanying notes are an integral part of the financial statements.

As per our report of even date

For Rajeev & Ajay

Firm registration No : 009977N

Chartered Accountants


Rajeev Sabharwal


Partner

Membership No.: 084833



For and on behalf of the Board of Directors of
ABBOT BUILDERS PRIVATE LIMITED


Bijay Kumar Panda
Director
DIN-08503814


Kumar Chand
Director
DIN-08380333

Place : New Delhi

Date : 26 May 2022

ABHINAV PROJECTS PRIVATE LIMITED
BALANCE SHEET AS AT 31 MARCH 2022
(Amount in rupees hundred, unless otherwise stated)

ASSETS

Current assets

Inventories	
Financial assets	
Cash and cash equivalents	
Other financial assets	

Total Assets

EQUITY AND LIABILITIES

Equity

Equity share capital	
Other equity	
Total equity	

LIABILITIES

Current liabilities

Financial liabilities	
Trade payables	
-total outstanding dues of micro and small enterprises	
-total outstanding dues other than micro and small enterprises	
Other current liabilities	
Total liabilities	

Total Equity and Liabilities

Summary of significant accounting policies

The accompanying notes are an integral part of the financial statements.

As per our report of even date

For N A V R A T N & C O L L P

Firm Reg. No.: N500107

Chartered Accountants

Nitish Mittal

Partner

Membership No.: 095371



Place : Gurugram

Date : 26 May 2022

Notes	As at 31 March 2022	As at 31 March 2021
4	5,80,587.95	5,80,587.95
5	269.81	261.05
6	75,379.94	75,379.94
	6,56,237.70	6,56,228.94
7	1,000.00	1,000.00
8	(6,449.00)	(5,547.76)
	(5,449.00)	(4,547.76)
9	-	-
	59.00	59.00
10	6,61,627.70	6,60,717.70
	6,61,686.70	6,60,776.70
	6,56,237.70	6,56,228.94

3

For and on behalf of the Board of Directors of
ABHINAV PROJECTS PRIVATE LIMITED

Kumar Chand
Director
DIN-08380333

Lokesh Maria
Director
DIN-09337859

ABHINAV PROJECTS PRIVATE LIMITED
STATEMENT OF PROFIT AND LOSS FOR THE YEAR ENDED 31 MARCH 2022
(Amount in rupees hundred, unless otherwise stated)

Particulars	Notes	31 March 2022	31 March 2021
Revenue from operations	11	-	1,032.82
Total Income		-	1,032.82
EXPENSES			
Finance costs	12	6.49	9.13
Other expenses	13	894.75	803.79
Total Expenses		901.24	812.92
Profit/(Loss) before tax from continuing operations		(901.24)	219.90
Tax expense:			
Current tax		-	-
Profit/(Loss) for the year from continuing operations		(901.24)	219.90
Other comprehensive income		-	-
Total other comprehensive income for the year, net of tax		-	-
Total comprehensive Profit/(loss) for the year, net of tax		(901.24)	219.90
Earnings per equity share:	14		
(1) Basic		(9.01)	2.20
(2) Diluted		(9.01)	2.20
Summary of significant accounting policies	3		

The accompanying notes are an integral part of the financial statements.

As per our report of even date

For **NAV RATN & CO LLP**
Firm Reg. No.: N500107
Chartered Accountants

Nitish Mittal
Partner

Membership No.: 09537



Place : Gurugram
Date : 26 May 2022

For and on behalf of the Board of Directors of
ABHINAV PROJECTS PRIVATE LIMITED

Kumar Chand
Director
DIN-08380333

Lokesh Maria
Director
DIN-09337859

ABYSS PROPERTIES PRIVATE LIMITED
BALANCE SHEET AS AT 31 MARCH 2022
(Amount in rupees hundred, unless otherwise stated)

	Notes	31 March 2022	31 March 2021
ASSETS			
Current assets			
Inventories	4	13,46,785.53	13,37,063.67
Financial assets			
Cash and cash equivalents	5	165.27	217.42
Total assets		13,46,950.80	13,37,281.09
EQUITY AND LIABILITIES			
Equity			
Equity share capital	6	1,000.00	1,000.00
Other equity	7	(2,079.28)	(1,974.57)
Total equity		(1,079.28)	(974.57)
LIABILITIES			
Current liabilities			
Financial liabilities			
Trade payables	8	-	-
-total outstanding dues of micro and small enterprises		2,443.94	140.10
-total outstanding dues other than micro and small enterprises			
Other current liabilities	9	13,45,586.14	13,38,115.56
Total liabilities		13,48,030.08	13,38,255.66
Total equity and liabilities		13,46,950.80	13,37,281.09
Summary of significant accounting policies	3		

The accompanying notes are an integral part of the financial statements.

As per our report of even date

For Sanjay Rastogi & Associates
Firm registration No : 014056N
Chartered Accountants

CA Sanjay Rastogi
Proprietor
Membership No. : 075033



For and on behalf of the Board of Directors of
ABYSS PROPERTIES PRIVATE LIMITED

Amitava Chattopadhyay
Director
DIN-07150600

Kumar Chand
Director
DIN-08380333

Place : New Delhi
Date : 26 May 2022

ABYSS PROPERTIES PRIVATE LIMITED
STATEMENT OF PROFIT AND LOSS FOR THE YEAR ENDED 31 MARCH 2022
(Amount in rupees hundred, unless otherwise stated)

Particulars	Notes	31 March 2022	31 March 2021
Revenue from operations		-	-
Total Income		-	-
EXPENSES			
Finance costs	10	6.51	6.49
Other expenses	11	98.20	118.67
Total Expenses		104.71	125.16
(Loss) before tax from continuing operations		(104.71)	(125.16)
Current tax		-	-
(Loss) for the year from continuing operations		(104.71)	(125.16)
Other comprehensive income		-	-
Total other comprehensive income for the year, net of tax		-	-
Total comprehensive income/(loss) for the year, net of tax		(104.71)	(125.16)
Earnings per equity share:	12		
Basic (Rs.)		(1.05)	(1.25)
Diluted (Rs.)		(1.05)	(1.25)
Summary of significant accounting policies	3		

The accompanying notes are an integral part of the financial statements.

As per our report of even date

For Sanjay Rastogi & Associates
Firm registration No : 014056N
Chartered Accountants



CA Sanjay Rastogi
Proprietor
Membership No. : 075033



For and on behalf of the Board of Directors of
ABYSS PROPERTIES PRIVATE LIMITED



Amitava Chattopadhyay
Director
DIN-07150600



Kumar Chand
Director
DIN-08380333

Place : New Delhi
Date : 26 May 2022

ACCESSION BUILDWELL PRIVATE LIMITED
BALANCE SHEET AS AT 31 MARCH 2022
(Amount in Rupees hundred, unless otherwise stated)

	Notes	As at 31 March 2022	As at 31 March 2021
ASSETS			
Non-current assets			
Financial Assets			
Investments	4	14,60,739.66	14,60,739.66
		14,60,739.66	14,60,739.66
Current assets			
Financial assets			
Cash and cash equivalents	5	355.82	392.67
Other current assets	6	59.00	-
Current tax assets (net)	7	3,814.20	3,814.20
		4,229.02	4,206.87
Total Assets		14,64,968.68	14,64,946.53
EQUITY AND LIABILITIES			
Equity			
Equity share capital	8	1,120.00	1,120.00
Other equity	9	(70,87,413.88)	(66,43,122.47)
Total equity		(70,86,293.88)	(66,42,002.47)
LIABILITIES			
Current liabilities			
Financial liabilities			
Borrowings	10	67,78,954.39	63,31,288.70
Trade payables	11	-	-
-total outstanding dues of micro and small enterprises		-	-
-total outstanding dues other than micro and small enterprises		224.20	224.20
Other financial liabilities	12	3,99,888.00	3,99,888.00
Other current liabilities	13	13,72,195.97	13,75,548.10
Total liabilities		85,51,262.56	81,06,949.00
Total Equity and Liabilities		14,64,968.68	14,64,946.53

Summary of significant accounting policies

3


The accompanying notes are an integral part of the financial statements.

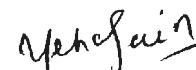
As per our report of even date

For **Rajeev & Ajay**
Firm registration No : 009977N
Chartered Accountants

Rajeev Sabharwal
Partner
Membership No. :084833

For and on behalf of the Board of Directors of
ACCESSION BUILDWELL PRIVATE LIMITED


Kumar Chand
Director
DIN-08380333


Neha Jain
Director
DIN-09525624

Place : New Delhi
Date : 26 May 2022

ACCESSION BUILDWELL PRIVATE LIMITED
STATEMENT OF PROFIT AND LOSS FOR THE YEAR ENDED 31 MARCH 2022
(Amount in Rupees hundred, unless otherwise stated)

Particulars	Notes	31 March 2022	31 March 2021
Other income	14	149.64	-
Total Income		149.64	-
EXPENSES			
Finance costs	15	4,44,327.85	4,44,327.23
Other expenses	16	113.20	248.67
Total Expenses		4,44,441.05	4,44,575.90
(Loss) before tax from operations		(4,44,291.41)	(4,44,575.90)
Tax expense:			
Current tax		-	-
(Loss) for the year from operations		(4,44,291.41)	(4,44,575.90)
Other comprehensive income		-	-
Total other comprehensive income for the year, net of tax		-	-
Total comprehensive income/(loss) for the year, net of tax		(4,44,291.41)	(4,44,575.90)
Earnings per equity share:	17		
Basic		(3,966.89)	(3,969.43)
Diluted		(3,966.89)	(3,969.43)

Summary of significant accounting policies

3

The accompanying notes are an integral part of the financial statements.

As per our report of even date

For Rajeev & Ajay
Firm registration No.: 009077N
Chartered Accountants

Rajeev Sabharwal
Partner
Membership No.: 084833

For and on behalf of the Board of Directors of
ACCESSION BUILDWELL PRIVATE LIMITED

Kumar Chand
Director
DIN-08380333

Neha Jain
Director
DIN-09525624

Place : New Delhi
Date : 26 May 2022

ACCORDION BUILDWELL PRIVATE LIMITED
BALANCE SHEET AS AT 31 MARCH 2022
(Amount in rupees hundred, unless otherwise stated)

	Notes	As at 31 March 2022	As at 31 March 2021
ASSETS			
Current assets			
Inventories	4	11,09,304.76	10,71,900.48
Financial assets			
Cash and cash equivalents	5	-	244.64
Other financial assets	6	6,950.00	6,950.00
Other current assets	7	-	-
		11,16,254.76	10,79,095.12
Total Assets		11,16,254.76	10,79,095.12
EQUITY AND LIABILITIES			
Equity			
Equity share capital	8	1,000.00	1,000.00
Other equity	9	(2,51,565.51)	(2,51,463.94)
Total equity		(2,50,565.51)	(2,50,463.94)
LIABILITIES			
Current liabilities			
Financial liabilities			
Trade payables	10	-	-
-total outstanding dues of micro and small enterprises		-	-
-total outstanding dues other than micro and small enterprises		59.00	59.00
Other financial Liabilities	11	1,703.56	-
Other current liabilities	12	13,65,057.72	13,29,500.07
Total liabilities		13,66,820.28	13,29,559.07
Total Equity and Liabilities		11,16,254.77	10,79,095.13

Summary of significant accounting policies

3

The accompanying notes are an integral part of the financial statements.

As per our report of even date

For Rajeev & Ajay
Firm registration No : 009977N
Chartered Accountants

Ajay Kumar Sachdeva
Partner
Membership No. 4984162

For and on behalf of the Board of Directors of
ACCORDION BUILDWELL PRIVATE LIMITED

Manish Kumar
Director
DIN-08376570

Pravesh Kumar
Director
DIN-08376738

Place : New Delhi
Date : 26 May 2022

ACCORDION BUILDWELL PRIVATE LIMITED
STATEMENT OF PROFIT AND LOSS FOR THE YEAR ENDED 31 MARCH 2022
(Amount in rupees hundred, unless otherwise stated)

Particulars	Notes	31 March 2022	31 March 2021
Revenue from operations		-	-
Total Income		-	-
EXPENSES			
Finance costs	13	6.49	6.49
Other expenses	14	95.08	121.80
Total Expenses		101.57	128.29
(Loss) before tax from continuing operations		(101.57)	(128.29)
Tax expense:			
Current tax		-	-
(Loss) for the year from continuing operations		(101.57)	(128.29)
Other comprehensive income		-	-
Total other comprehensive income for the year, net of tax		-	-
Total comprehensive income/(loss) for the year, net of tax		(101.57)	(128.29)
Earnings per equity share:	15		
(1) Basic		(1.02)	(1.28)
(2) Diluted		(1.02)	(1.28)
Summary of significant accounting policies	3		

The accompanying notes are an integral part of the financial statements.

As per our report of even date

For Rajeev & Ajay
Firm registration No: 0099778
Chartered Accountants

Ajay Kumar Sachdeva
Partner
Membership No. :084302

For and on behalf of the Board of Directors of
ACCORDION BUILDWELL PRIVATE LIMIT

Manish Kumar
Director
DIN-08376570

P.K. Saini
Pravesh Kumar
Director
DIN-08376738

Place : New Delhi
Date : 26 May 2022

ACHATES BUILDCONS PRIVATE LIMITED
BALANCE SHEET AS AT 31 MARCH 2022
(Amount in rupees hundred, unless otherwise stated)

ASSETS

Current assets

Financial assets

Cash and cash equivalents

Other financial assets

Other current assets

Total assets

Notes	31 March 2022	31 March 2021
4	423.67	430.16
5	3,66,424.54	3,66,512.37
6	-	-
	3,66,848.21	3,66,942.54

EQUITY AND LIABILITIES

Equity

Equity share capital

Other equity

Total equity

7	2,000.00	2,000.00
8	3,64,789.21	3,64,883.54
	3,66,789.21	3,66,883.54

LIABILITIES

Current liabilities

Financial liabilities

Trade payables

-total outstanding dues of micro and small enterprises

-total outstanding dues other than micro and small enterprises

Total liabilities

9	-	-
	59.00	59.00
	59.00	59.00

Total equity and liabilities

	3,66,848.21	3,66,942.54
--	--------------------	--------------------

Summary of significant accounting policies

3

The accompanying notes are an integral part of the financial statements.

As per our report of even date

For N A V R A T N & CO LLP

Firm Reg. No.: N500107

Chartered Accountants

Nirish Mittal

Partner

Membership No.: 095371



For and on behalf of the Board of Directors of
ACHATES BUILDCONS PRIVATE LIMITED

Kumar Chand

Kumar Chand

Director

DIN-08380333

Reena

Reena

Director

DIN-08129092

Place : Gurugram

Date : 26 May 2022

ACHATES BUILDCONS PRIVATE LIMITED
STATEMENT OF PROFIT AND LOSS FOR THE YEAR ENDED 31 MARCH 2022
(Amount in rupees hundred, unless otherwise stated)

Particulars	Notes	31 March 2022	31 March 2021
Revenue from operations	10	-	45.87
Total Income		-	45.87
EXPENSES			
Finance costs	11	6.49	7.35
Other expenses	12	87.84	71.36
Total Expenses		94.33	78.71
Profit/(Loss) before tax from continuing operations		(94.33)	(32.84)
Tax expense:			
Current tax		-	-
Profit/(Loss) for the year from continuing operations		(94.33)	(32.84)
Other comprehensive income		-	-
Total other comprehensive income for the year, net of tax		-	-
Total comprehensive income/(loss) for the year, net of tax		(94.33)	(32.84)
Earnings per equity share:	13		
Basic (Rs.)		(0.47)	(0.16)
Diluted (Rs.)		(0.47)	(0.16)

Summary of significant accounting policies

3

The accompanying notes are an integral part of the financial statements.

As per our report of even date


For N A V R A T N & CO LLP
Firm Reg. No.: N500107
Chartered Accountants


Nitish Mittal
Partner
Membership No.: 095371



For and on behalf of the Board of Directors of
ACHATES BUILDCONS PRIVATE LIMITED


Kumar Chand
Director
DIN-08380333


Reena
Director
DIN-08129092

Place : Gurugram
Date : 26 May 2022

ACORN BUILD MART PRIVATE LIMITED
BALANCE SHEET AS AT 31 MARCH 2022
(Amount in rupees hundred, unless otherwise stated)

ASSETS

Current assets

Financial assets
Cash and cash equivalents
Other financial assets

Notes	As at 31 March 2022	As at 31 March 2021
4	9.58	44.39
5	3,71,033.80	3,71,133.78
	3,71,043.38	3,71,178.17
	3,71,043.38	3,71,178.17

Total Assets

EQUITY AND LIABILITIES

Equity

Equity share capital
Other equity
Total equity

6	2,000.00	2,000.00
7	3,68,984.38	3,69,119.17
	3,70,984.38	3,71,119.17

LIABILITIES

Current liabilities

Financial liabilities
Trade payables
-total outstanding dues of micro and small enterprises
-total outstanding dues other than micro and small enterprises
Total liabilities

8	-	-
	59.00	59.00
	59.00	59.00

Total Equity and Liabilities

3,71,043.38	3,71,178.17
--------------------	--------------------

Summary of significant accounting policies

3

The accompanying notes are an integral part of the financial statements.

As per our report of even date

For **NAV RATN & CO LLP**
Firm Reg. No.: N500107
Chartered Accountants


Nitish Mittal
Partner

Membership No.: 095371



For and on behalf of the Board of Directors of
ACORN BUILD MART PRIVATE LIMITED


Kumar Chand
Director

DIN- 08380333


Narendra Singh Patwal
Director

DIN-08129131

Place : Gurugram
Date : 26 May 2022

ACORN BUILD MART PRIVATE LIMITED
STATEMENT OF PROFIT AND LOSS FOR THE YEAR ENDED 31 MARCH 2022
(Amount in rupees hundred, unless otherwise stated)

Particulars	Notes	31 March 2022	31 March 2021
Revenue from operations		-	-
Total Income (I)		-	-
EXPENSES			
Finance costs	9	34.81	13.62
Other expenses	10	99.98	99.07
Total Expenses (II)		134.79	112.69
(Loss) before tax from continuing operations (I-II)		(134.79)	(112.69)
Tax expense:			
Current Tax		-	-
(Loss) for the year from continuing operations		(134.79)	(112.69)
Other comprehensive income		-	-
Total other comprehensive income for the year, net of tax		-	-
Total comprehensive income/(loss) for the year, net of tax		(134.79)	(112.69)
Earnings per equity share (computed on the basis of profit/(loss) for the year):	11		
(1) Basic		(0.67)	(0.56)
(2) Diluted		(0.67)	(0.56)

Summary of significant accounting policies

3

The accompanying notes are an integral part of the financial statements.

As per our report of even date

For N A V R A T N & CO LLP
Firm Reg. No.: N500107
Chartered Accountants

Nitish Mittal
Partner
Membership No.: 095371



For and on behalf of the Board of Directors of
ACORN BUILD MART PRIVATE LIMITED

Kumar Chand
Director
DIN- 08380333

Narendra Singh Patwal
Director
DIN-08129131

Place : Gurugram
Date : 26 May 2022

ACORN DEVELOPERS PRIVATE LIMITED
BALANCE SHEET AS AT 31 MARCH 2022
(Amount in rupees hundred, unless otherwise stated)

	Notes	As at 31 March 2022	As at 31 March 2021
ASSETS			
Current assets			
Financial assets			
Cash and cash equivalents	4	261.25	242.69
Other financial assets	5	2,63,124.04	2,65,503.12
Other current assets	6	-	-
Total Assets		2,63,385.29	2,65,745.80
EQUITY AND LIABILITIES			
Equity			
Equity share capital	7	2,000.00	2,000.00
Other equity	8	2,61,326.29	2,63,686.80
Total equity		2,63,326.29	2,65,686.80
LIABILITIES			
Current liabilities			
Financial liabilities			
Trade payables	9	-	-
-total outstanding dues of micro and small enterprises		59.00	59.00
-total outstanding dues other than micro and small enterprises		59.00	59.00
Total liabilities		59.00	59.00
Total Equity and Liabilities		2,63,385.29	2,65,745.80
Summary of significant accounting policies	3		

The accompanying notes are an integral part of the financial statements.

As per our report of even date

For **NAV RATN & CO LLP**
Firm Reg. No.: N500107
Chartered Accountants



Nitish Mittal

Partner

Membership No.: 09537



For and on behalf of the Board of Directors of
ACORN DEVELOPERS PRIVATE LIMITED


Gaurav Shukla
Director
DIN-09308650


Satish Kumar Goel
Director
DIN-06520570

Place : Gurugram
Date : 26 May 2022

ACORN DEVELOPERS PRIVATE LIMITED
STATEMENT OF PROFIT AND LOSS FOR THE YEAR ENDED 31 MARCH 2022
(Amount in rupees hundred, unless otherwise stated)

Particulars	Notes	31 March 2022	31 March 2021
Revenue from operations		-	-
Total Income (I)		-	-
EXPENSES			
Finance costs	10	6.44	6.59
Other expenses	11	2,354.07	1,071.86
Total Expenses (II)		2,360.51	1,078.45
(Loss) before tax from continuing operations (I-II)		(2,360.51)	(1,078.45)
Tax expense:			
Current tax		-	-
(Loss) for the year from continuing operations		(2,360.51)	(1,078.45)
Other comprehensive income		-	-
Total other comprehensive income for the year, net of tax		-	-
Total comprehensive (loss) for the year, net of tax		(2,360.51)	(1,078.45)
Earnings per equity share:	12		
(1) Basic		(11.80)	(5.39)
(2) Diluted		(11.80)	(5.39)

Summary of significant accounting policies

3

The accompanying notes are an integral part of the financial statements.


As per our report of even date

For N A V R A T N & CO LLP
Firm Reg. No.: N500107
Chartered Accountants


Nitish Mittal
Partner
Membership No.: 095371



For and on behalf of the Board of Directors of
ACORN DEVELOPERS PRIVATE LIMITED


Gaurav Shukla
Director
DIN-09308650


Satish Kumar Goel
Director
DIN-06520570

Place : Gurugram
Date : 26 May 2022

ACTIVE PROMOTERS PRIVATE LIMITED
BALANCE SHEET AS AT 31 MARCH 2022
(Amount in Rupees hundred, unless otherwise stated)

	Notes	As at 31 March 2022	As at 31 March 2021
ASSETS			
Non-current assets			
Financial assets			
Investments	4	65,711.55	65,711.55
		65,711.55	65,711.55
Current assets			
Inventories	5	36,44,210.05	36,16,348.81
Financial assets			
Cash and cash equivalents	6	11,602.09	5,910.64
Other bank balances	7	8,408.96	8,408.96
Other financial assets	8	1,10,623.99	1,09,652.16
Other current assets	9	47,463.73	30,583.70
		38,22,308.83	37,70,904.28
Total Assets		38,88,020.38	38,36,615.83
EQUITY AND LIABILITIES			
Equity			
Equity share capital	10	2,000.00	2,000.00
Other equity	11	(93,366.11)	(77,740.67)
Total equity		(91,366.11)	(75,740.67)
LIABILITIES			
Current liabilities			
Financial liabilities			
Trade payables	12	-	-
-total outstanding dues of micro and small enterprises		529.11	750.11
-total outstanding dues other than micro and small enterprises			
Other current liabilities	13	39,78,857.38	39,11,606.38
Total liabilities		39,79,386.49	39,12,356.49
Total Equity and Liabilities		38,88,020.38	38,36,615.83

Summary of significant accounting policies

3

The accompanying notes are an integral part of the financial statements.

As per our report of even date

For Rajeev & Ajay
Firm registration No - 009977N
Chartered Accountants

Rajeev Sabharwal
Partner
Membership No. : 084833

For and on behalf of the Board of Directors of
ACTIVE PROMOTERS PRIVATE LIMITED

Lokesh Maria
Director
DIN-09337859

Naveen Chauhan
Director
DIN- 08595719

Place : New Delhi
Date : 26 May 2022

ACTIVE PROMOTERS PRIVATE LIMITED
STATEMENT OF PROFIT AND LOSS FOR THE YEAR ENDED 31 MARCH 2022
(Amount in Rupees hundred, unless otherwise stated)

Particulars	Notes	31 March 2022	31 March 2021
INCOME			
Revenue from operations	14	38.28	106.25
Other income	15	971.83	871.33
Total Income (I)		1,010.11	977.58
EXPENSES			
Finance costs	16	-	59.82
Other expenses	17	16,635.56	3,084.59
Total Expenses (II)		16,635.56	3,144.41
Profit/ (Loss) before tax from continuing operations (I-II)		(15,625.45)	(2,166.83)
Tax expense:			
Current tax		-	-
Profit/ (Loss) for the year from continuing operations		(15,625.45)	(2,166.83)
Other comprehensive income		-	-
Total other comprehensive income for the year, net of tax		-	-
Total comprehensive profit/ (loss) for the year, net of tax		(15,625.45)	(2,166.83)
Earnings per equity share:	18		
(1) Basic		(78.13)	(10.83)
(2) Diluted		(78.13)	(10.83)

Summary of significant accounting policies

3

The accompanying notes are an integral part of the financial statements.

As per our report of even date

For Rajeev & Ajay
Firm registration No: 009977N
Chartered Accountants

Rajeev Sanghera
Partner
Membership No. : 084833

For and on behalf of the Board of Directors of
ACTIVE PROMOTERS PRIVATE LIMITED

Lokesh Maria
Director
DIN-09337859

Naveen Chauhan
Director
DIN- 08595719

Place : New Delhi
Date : 26 May 2022

Active Securities Limited
Balance sheet as at 31 March 2022
(Amount in Rupees thousands, unless otherwise stated)

	Note	31 March 2022	31 March 2021
ASSETS			
Non-current assets			
Property, plant and equipment	3	-	-
Investment property	4	453,950.20	461,533.47
Financial assets			
Other bank balances	9	5,532.20	4,130.46
Other financial assets	5	1,768.20	1,768.20
Income-tax assets (net)	6	44,387.87	43,914.76
Total non-current assets		505,638.47	511,346.89
Current assets			
Financial assets			
Trade receivables	7	105,090.49	8,405.52
Cash and cash equivalents	8	9,332.62	3,912.20
Other bank balances	9	2,002.37	2,866.38
Other current assets	10	2,762.99	2,974.67
Total current assets		119,188.47	18,158.77
Total assets		624,826.94	529,505.66
EQUITY AND LIABILITIES			
Equity			
Equity share capital	11	751.00	751.00
Other equity	12	305,046.88	247,834.47
Total equity		305,797.88	248,585.47
LIABILITIES			
Non-current liabilities			
Deferred tax liabilities (net)	13	34,806.63	25,907.26
Total non-current liabilities		34,806.63	25,907.26
Current liabilities			
Financial liabilities			
Borrowings	14	273,313.18	244,865.36
Trade payables	15		
- total outstanding dues of micro and small enterprises		911.42	-
- total outstanding dues of creditors other than micro and small enterprises		5,500.13	5,517.11
Other financial liabilities	16	3,134.80	2,979.34
Other current liabilities	17	1,362.90	1,651.12
Total current liabilities		284,222.43	255,012.93
Total liabilities		319,029.06	280,920.19
Total equity and liabilities		624,826.94	529,505.66

Summary of significant accounting policies 2

The accompanying notes are an integral part of the financial statements.

This is the balance sheet referred to in our report of even date.

For **Walker Chandio & Co LLP**
Chartered Accountants
Firm's Registration No.: 001076N/N500013


Neeraj Sharma
Partner
Membership No. 502103



Place : New Delhi
Date : 27 May 2022

For and on behalf of the Board of Directors of
Active Securities Limited




Kul Bhushan
Director
DIN-08129099


Anil Kumar Beniwal
Director
DIN- 08129129

Place : Gurugram
Date : 27 May 2022

Place : Gurugram
Date : 27 May 2022

Active Securities Limited
Statement of profit and loss for the year ended 31 March 2022
(Amount in Rupees thousands, unless otherwise stated)

	Note	31 March 2022	31 March 2021
Income			
Revenue from operations	18	112,848.51	106,574.71
Other income	19	570.12	22.83
		113,418.63	106,597.54
Expenses			
Depreciation expense	20	7,583.27	7,583.27
Finance costs	21	1,176.09	15,083.20
Other expenses	22	25,300.97	44,206.71
		34,060.33	66,873.18
Profit before tax		79,358.30	39,724.36
Tax expense:	23		
Current tax		13,246.52	6,630.80
Deferred tax charge		8,899.37	4,420.50
Profit for the year		57,212.41	28,673.06
Other comprehensive income		-	-
Other comprehensive income for the year, net of tax		-	-
Total comprehensive income for the year, net of tax		57,212.41	28,673.06
Earnings per equity share:	24		
Basic (Rs.)		761.82	381.80
Diluted (Rs.)		761.82	381.80

Summary of significant accounting policies

2

The accompanying notes are an integral part of the financial statements.

This is the statement of profit and loss referred to in our report of even date.

For **Walker Chandio & Co LLP**

Chartered Accountants

Firm's Registration No.: 001076N/N500013


Neeraj Sharma

Partner

Membership No. 502103



Place : New Delhi

Date : 27 May 2022

For and on behalf of the Board of Directors of
Active Securities Limited


Kul Bhusan

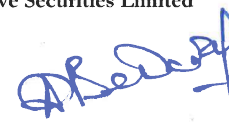
Director

DIN-08129099



Place : Gurugram

Date : 27 May 2022


Anil Kumar Beniwal

Director

DIN- 08129129

Place : Gurugram

Date : 27 May 2022

ACUTECH ESTATES PRIVATE LIMITED
BALANCE SHEET AS AT 31 MARCH 2022
(Amount in rupees hundred, unless otherwise stated)

	Notes	As at 31 March 2022	As at 31 March 2021
ASSETS			
Current assets			
Inventories	4	31,43,931.14	31,43,931.14
Financial assets			
Cash and cash equivalents	5	268.36	249.85
Current tax assets (net)	6	-	-
Total Assets		31,44,199.50	31,44,180.99
EQUITY AND LIABILITIES			
Equity			
Equity share capital	7	10,000.00	10,000.00
Other equity	8	(6,609.05)	(3,840.24)
Total equity		3,390.95	6,159.76
LIABILITIES			
Current liabilities			
Financial liabilities			
Trade payables	9	-	-
-total outstanding dues of micro and small enterprises		59.00	59.00
-total outstanding dues other than micro and small enterprises			
Other current liabilities	10	31,40,749.55	31,37,962.23
Total liabilities		31,40,808.55	31,38,021.23
Total Equity and Liabilities		31,44,199.50	31,44,180.99
Summary of significant accounting policies	3		

The accompanying notes are an integral part of the financial statements.

As per our report of even date

For **Rajeev & Ajay**
Firm registration No : 009977N
Chartered Accountants

Rajeev Sabharwal
Partner
Membership No.: 084833

For and on behalf of the Board of Directors of
ACUTECH ESTATES PRIVATE LIMITED

Praveen Kumar Madan
Director
DIN-08595762

Sujit Kumar Sahu
Director
DIN-05141894

Place : New Delhi
Date : 26 May 2022

ACUTECH ESTATES PRIVATE LIMITED
STATEMENT OF PROFIT AND LOSS FOR THE YEAR ENDED 31 MARCH 2022
(Amount in rupees hundred, unless otherwise stated)

Particulars	Notes	31 March 2022	31 March 2021
Revenue from operations		-	-
Total Income		-	-
EXPENSES			
Finance costs	11	6.49	6.49
Other expenses	12	2,762.32	122.67
Total Expenses		2,768.81	129.16
Profit/(Loss) before tax from continuing operations		(2,768.81)	(129.16)
Tax expense:			
Current tax		-	-
Profit/(Loss) for the year from continuing operations		(2,768.81)	(129.16)
Other comprehensive income		-	-
Total other comprehensive income for the year, net of tax		-	-
Total comprehensive income/(loss) for the year, net of tax		(2,768.81)	(129.16)
Earnings per equity share:	13		
(1) Basic		(2.77)	(0.13)
(2) Diluted		(2.77)	(0.13)

Summary of significant accounting policies

3

The accompanying notes are an integral part of the financial statements.

As per our report of even date

For **Rajeev & Ajay**
Firm registration No : 009977N
Chartered Accountants

Rajeev Sabharwal
Partner
Membership No.: 084833

For and on behalf of the Board of Directors of
ACUTECH ESTATES PRIVATE LIMITED

Praveen Kumar Mada **Sujit Kumar Sahu**
Director Director
DIN-08595762 DIN-05141894

Place : New Delhi
Date : 26 May 2022

ADZE PROPERTIES PRIVATE LIMITED
BALANCE SHEET AS AT 31 MARCH 2022
(Amount in rupees hundred, unless otherwise stated)

	Notes	As at 31 March 2022	As at 31 March 2021
ASSETS			
Current assets			
Inventories	4	8,44,082.87	8,44,082.87
Financial assets			
Cash and cash equivalents	5	294.68	244.07
Other current assets	6	-	-
Current tax assets (net)	7	-	-
Total Assets		8,44,377.55	8,44,326.94
EQUITY AND LIABILITIES			
Equity			
Equity share capital	8	1,000.00	1,000.00
Other equity	9	(23,151.27)	(20,370.46)
Total equity		(22,151.27)	(19,370.46)
LIABILITIES			
Current liabilities			
Financial liabilities			
Trade payables	10	-	-
-total outstanding dues of micro and small enterprises		1,691.00	2,038.90
-total outstanding dues other than micro and small enterprises	11	8,64,837.82	8,61,658.50
Other current liabilities			
Total liabilities		8,66,528.82	8,63,697.40
Total Equity and Liabilities		8,44,377.55	8,44,326.94
Summary of significant accounting policies			
	3		

The accompanying notes are an integral part of the financial statements.

As per our report of even date

For Rajeev & Ajay
Firm registration No : 009977N
Chartered Accountants

Rajeev Sabharwal
Partner
Membership No : 084833



For and on behalf of the Board of Directors of
ADZE PROPERTIES PRIVATE LIMITED

Kamal Malik
Director
DIN-08129137

Priya Yadav
Director
DIN-09401956

Place : New Delhi
Date : 26 May 2022

ADZE PROPERTIES PRIVATE LIMITED
STATEMENT OF PROFIT AND LOSS FOR THE YEAR ENDED 31 MARCH 2022
(Amount in rupees hundred, unless otherwise stated)

	Notes	31 March 2022	31 March 2021
Revenue from operations		-	-
Total Income		-	-
EXPENSES			
Finance costs	12	6.49	6.76
Other expenses	13	2,774.32	5,753.77
Total Expenses		2,780.81	5,760.53
Profit/(Loss) before tax from continuing operations		(2,780.81)	(5,760.53)
Tax expense:			
Current tax		-	-
Profit/(Loss) for the year from continuing operations		(2,780.81)	(5,760.53)
Other comprehensive income		-	-
Total other comprehensive income for the year, net of tax		-	-
Total comprehensive income/(loss) for the year, net of tax		(2,780.81)	(5,760.53)
Earnings per equity share:	14		
(1) Basic		(27.81)	(57.61)
(2) Diluted		(27.81)	(57.61)

Summary of significant accounting policies

3

The accompanying notes are an integral part of the financial statements.

As per our report of even date

For Rajeev & Ajay
Firm registration No.: 009977N
Chartered Accountants

Rajeev Sabharwal
Partner
Membership No.: 084833



For and on behalf of the Board of Directors of
ADZE PROPERTIES PRIVATE LIMITED

Kamal Malik
Director
DIN-08129137

Priya Yadav
Director
DIN-09401956

Place : New Delhi
Date : 26 May 2022

ALLIED REALTY PRIVATE LIMITED
BALANCE SHEET AS AT 31 MARCH 2022
(Amount in rupees hundred, unless otherwise stated)

	Notes	31 March 2022	31 March 2021
ASSETS			
Current assets			
Inventories	4	80,41,966.18	80,27,163.66
Financial assets			
Cash and cash equivalents	5	346.76	796.27
Total assets		80,42,312.93	80,27,959.93
EQUITY AND LIABILITIES			
Equity			
Equity share capital	6	1,000.00	1,000.00
Other equity	7	(80,197.51)	(79,295.58)
Total equity		(79,197.51)	(78,295.58)
LIABILITIES			
Current liabilities			
Financial liabilities			
Trade payables	8	-	-
-total outstanding dues of micro and small enterprises		7,736.12	8,736.12
-total outstanding dues other than micro and small enterprises	9	81,13,774.32	80,97,519.39
Other current liabilities		81,21,510.44	81,06,255.51
Total liabilities		80,42,312.93	80,27,959.93
Total equity and liabilities		80,42,312.93	80,27,959.93

Summary of significant accounting policies

3

The accompanying notes are an integral part of the financial statements.

As per our report of even date

For N A V R A T N & CO LLP
Firm Reg. No.: N500107
Chartered Accountants


Nitish Mittal
Partner
Membership No.: 095377



For and on behalf of the Board of Directors of
ALLIED REALTY PRIVATE LIMITED


Vivek Singh
Director
DIN-03466774


Priya Yadav
Director
DIN-09401956

Place : Gurugram
Date : 26 May 2022

ALLIED REALTY PRIVATE LIMITED
STATEMENT OF PROFIT AND LOSS FOR THE YEAR ENDED 31 MARCH 2022
(Amount in rupees hundred, unless otherwise stated)

Particulars	Notes	31 March 2022	31 March 2021
Revenue from operations	10	1,000.00	-
Total Income		1,000.00	-
EXPENSES			
Finance costs	11	6.67	6.85
Other expenses	12	1,895.26	268.27
Total Expenses		1,901.93	275.12
Profit/(Loss) before tax from continuing operations		(901.93)	(275.12)
Tax expense:			
Current tax		-	-
Profit/(Loss) for the year from continuing operations		(901.93)	(275.12)
Other comprehensive income		-	-
Total other comprehensive income for the year, net of tax		-	-
Total comprehensive income for the year, net of tax		(901.93)	(275.12)
Earnings per equity share:	13		
Basic (Rs.)		(9.02)	(2.75)
Diluted (Rs.)		(9.02)	(2.75)

Summary of significant accounting policies 3

The accompanying notes are an integral part of the financial statements.

As per our report of even date

For **NAV RATN & CO LLP**
Firm Reg. No.: N500107
Chartered Accountants

Nitin Mittal
Partner

Membership No.: 095371



Place : Gurugram
Date : 26 May 2022

For and on behalf of the Board of Directors of
ALLIED REALTY PRIVATE LIMITED

Vivek Singh
Director
DIN-03466774

Priya Yadav
Director
DIN-09401956

ALPINE BUILDCON PRIVATE LIMITED
BALANCE SHEET AS AT 31 MARCH 2022
(Amount in rupees hundred, unless otherwise stated)

	Notes	As at 31 March 2022	As at 31 March 2021
ASSETS			
Current assets			
Inventories	4	12,86,402.33	12,86,402.33
Financial assets			
Cash and cash equivalents	5	494.92	501.41
Current tax assets (net)	6	6,534.25	6,534.25
		12,93,431.50	12,93,437.99
Total Assets		12,93,431.50	12,93,437.99
EQUITY AND LIABILITIES			
Equity			
Equity share capital	7	10,000.00	10,000.00
Other equity	8	(10,854.42)	(10,740.62)
Total equity		(854.42)	(740.62)
LIABILITIES			
Current liabilities			
Financial liabilities			
Trade payables	9	-	-
-total outstanding dues of micro and small enterprises		59.00	59.00
-total outstanding dues other than micro and small enterprises	10	12,94,226.92	12,94,119.60
Other current liabilities		12,94,285.92	12,94,178.60
Total liabilities		12,93,431.50	12,93,437.99
Total Equity and Liabilities		12,93,431.50	12,93,437.99
Summary of significant accounting policies	3		

The accompanying notes are an integral part of the financial statements.

As per our report of even date

For Rajeev & Ajay
Firm registration No : 009977N
Chartered Accountants

Rajeev Sanharwal
Partner
Membership No.: 084833



For and on behalf of the Board of Directors of
ALPINE BUILDCON PRIVATE LIMITED

Purnima Nagal
Director
DIN-09296658

Gaurav Shukla
Director
DIN-09308650

Place : New Delhi
Date : 26 May 2022

ALPINE BUILDCON PRIVATE LIMITED
STATEMENT OF PROFIT AND LOSS FOR THE YEAR ENDED 31 MARCH 2022
(Amount in rupees hundred, unless otherwise stated)

	Notes	31 March 2022	31 March 2021
Revenue from operations		-	-
Total Income		-	-
EXPENSES			
Finance costs	11	6.49	7.02
Other expenses	12	107.32	122.67
Total Expenses		113.81	129.69
Profit/(Loss) before tax from continuing operations		(113.81)	(129.69)
Tax expense			
Current tax		-	-
Profit/(Loss) for the year from continuing operations		(113.81)	(129.69)
Other comprehensive income		-	-
Total other comprehensive income for the year, net of tax		-	-
Total comprehensive income/(loss) for the year, net of tax		(113.81)	(129.69)
Earnings per equity share:	13		
(1) Basic		(0.11)	(0.13)
(2) Diluted		(0.11)	(0.13)

Summary of significant accounting policies

3

The accompanying notes are an integral part of the financial statements.

As per our report of even date

For Rajeev & Ajay
Firm registration No : 009977N
Chartered Accountants

Rajeev Sabharwal
Partner
Membership No.: 084838



For and on behalf of the Board of Directors of
ALPINE BUILDCON PRIVATE LIMITED

Purnima Nagal
Director
DIN-09296658

Gaurav Shukla
Director
DIN-09308650

Place : New Delhi
Date : 26 May 2022

AMAR GYAN DEVELOPMENTS PRIVATE LIMITED
BALANCE SHEET AS AT 31 MARCH 2022

(Amount in rupees hundred, unless otherwise stated)

	Notes	As at 31 March 2022	As at 31 March 2021
ASSETS			
Current assets			
Inventories	4	16,43,952.67	16,43,952.67
Financial assets			
Cash and cash equivalents	5	240.39	246.88
Other financial assets	6	4,296.56	4,296.56
Current tax assets (net)	7	5,338.10	5,338.10
Total assets		16,53,827.72	16,53,834.21
EQUITY AND LIABILITIES			
Equity			
Equity share capital	8	1,000.00	1,000.00
Other equity	9	10,256.31	10,374.24
Total equity		11,256.31	11,374.24
LIABILITIES			
Current liabilities			
Financial liabilities			
Trade payables	10	-	-
-total outstanding dues of micro and small enterprises		59.00	59.00
-total outstanding dues other than micro and small enterprises		-	-
Other current liabilities	11	16,42,512.41	16,42,400.97
Total liabilities		16,42,571.41	16,42,459.97
Total equity and liabilities		16,53,827.72	16,53,834.21

Summary of significant accounting policies

3

The accompanying notes are an integral part of the financial statements.


As per our report of even date

For **NAV R A T N & CO LLP**
 Firm Reg. No.: N500107
 Chartered Accountants


Nitish Mittal
 Partner
 Membership No.: 09537



For and on behalf of the Board of Directors of
AMAR GYAN DEVELOPMENTS PRIVATE LIMITED


Suman Jain
 Director
 DIN- 08385675


Arun Kumar
 Director
 DIN- 08657473

Place : Gurugram
 Date : 26 May 2022

AMAR GYAN DEVELOPMENTS PRIVATE LIMITED
STATEMENT OF PROFIT AND LOSS FOR THE YEAR ENDED 31 MARCH 2022
(Amount in rupees hundred, unless otherwise stated)

Particulars	Notes	31 March 2022	31 March 2021
Revenue from operations		-	-
Total Income		-	-
EXPENSES			
Finance costs	12	6.49	6.49
Other expenses	13	111.44	146.27
Total Expenses		117.93	152.76
(Loss) before tax from continuing operations		(117.93)	(152.76)
Tax expense:			
Current tax		-	-
(Loss) for the year from continuing operations		(117.93)	(152.76)
Other comprehensive income		-	-
Total other comprehensive income for the year, net of tax		-	-
Total comprehensive (loss) for the year, net of tax		(117.93)	(152.76)
Earnings per equity share:	14		
(1) Basic		(1.18)	(1.53)
(2) Diluted		(1.18)	(1.53)

Summary of significant accounting policies

3

The accompanying notes are an integral part of the financial statements.

As per our report of even date

For NAVRATN & CO LLP
Firm Reg. No.: N500107
Chartered Accountants


Nishu Mittal
Partner
Membership No.: 095371



For and on behalf of the Board of Directors of
AMAR GYAN DEVELOPMENTS PRIVATE LIMITED


Suman Jain
Director
DIN- 08385675


Arun Kumar
Director
DIN- 08657473

Place : Gurugram
Date : 26 May 2022

AMARDEEP BUILDCON PRIVATE LIMITED
BALANCE SHEET AS AT 31 MARCH 2022
(Amount in rupees hundred, unless otherwise stated)

	Notes	As at 31 March 2022	As at 31 March 2021
ASSETS			
Current assets			
Inventories	4	38,96,575.60	38,95,630.57
Financial assets			
Cash and cash equivalents	5	279.95	946.45
Other financial assets	6	1,87,694.96	1,87,694.96
Current tax assets (net)	7	3,083.01	3,083.01
Total Assets		40,87,633.52	40,87,354.99
EQUITY AND LIABILITIES			
Equity			
Equity share capital	8	1,000.00	1,000.00
Other equity	9	(71,667.53)	(71,282.85)
Total equity		(70,667.53)	(70,282.85)
LIABILITIES			
Current liabilities			
Financial liabilities			
Trade payables	10	-	-
-total outstanding dues of micro and small enterprises		-	-
-total outstanding dues other than micro and small enterprises		1,254.52	59.00
Other current liabilities	11	41,57,046.53	41,57,578.84
Total liabilities		41,58,301.05	41,57,637.84
Total Equity and Liabilities		40,87,633.52	40,87,354.99

Summary of significant accounting policies

3

The accompanying notes are an integral part of the financial statements.


As per our report of even date


For **NAV RATN & CO LLP**
Firm Registration No.: N500107
Chartered Accountants


Nitish Mittal
Partner
Membership No.: 095371



For and on behalf of the Board of Directors of
AMARDEEP BUILDCON PRIVATE LIMITED


Bijay Kumar Panda
Director
DIN- 08503814


Shishir Lal
Director
DIN-02210170

Place : Gurugram
Date : 26 May 2022

AMARDEEP BUILDCON PRIVATE LIMITED
STATEMENT OF PROFIT AND LOSS FOR THE YEAR ENDED 31 MARCH 2022
(Amount in rupees hundred, unless otherwise stated)

Particulars	Notes	31 March 2022	31 March 2021
Revenue from operations		-	-
Total Income		-	-
EXPENSES			
Finance costs	12	6.50	6.49
Other expenses	13	378.18	107.31
Total Expenses		384.67	113.80
Profit/(loss) before tax from continuing operations		(384.67)	(113.80)
Tax expense:			
Current tax		-	-
Profit/(Loss) for the year from continuing operations		(384.67)	(113.80)
Other comprehensive income		-	-
Total other comprehensive income for the year, net of tax		-	-
Total comprehensive income/(loss) for the year, net of tax		(384.67)	(113.80)
Earnings per equity share:	14		
(1) Basic		(3.85)	(1.14)
(2) Diluted		(3.85)	(1.14)

Summary of significant accounting policies

3

The accompanying notes are an integral part of the financial statements.

As per our report of even date

For NAVRATN & CO LLP
Firm Registration No.: N500107
Chartered Accountants

Nitish Mittal

Partner

Membership No.: 095371



For and on behalf of the Board of Directors of
AMARDEEP BUILDCON PRIVATE LIMITED

Bijay Kumar Panda

Director

DIN- 08503814

Shishir Lal

Director

DIN-02210170

Place : Gurugram

Date : 26 May 2022

APARAJIT PROMOTERS PRIVATE LIMITED
BALANCE SHEET AS AT 31 MARCH 2022
(Amount in rupees hundred, unless otherwise stated)


	Notes	As at 31 March 2022	As at 31 March 2021
ASSETS			
Current assets			
Financial assets			
Cash and cash equivalents	4	226.91	233.40
Other financial assets	5	7,84,360.65	7,84,440.25
Total Assets		7,84,587.56	7,84,673.65
EQUITY AND LIABILITIES			
Equity			
Equity share capital	6	10,900.00	10,900.00
Other equity	7	7,73,628.56	7,73,714.65
Total equity		7,84,528.56	7,84,614.65
LIABILITIES			
Current liabilities			
Financial liabilities			
Trade payables	8	-	-
-total outstanding dues of micro and small enterprises		59.00	59.00
-total outstanding dues other than micro and small enterprises		59.00	59.00
Total liabilities		59.00	59.00
Total Equity and Liabilities		7,84,587.56	7,84,673.65
Summary of significant accounting policies			
	3		

The accompanying notes are an integral part of the financial statements.


As per our report of even date


For Rajeev & Ajay
Firm registration No : 009977N
Chartered Accountants

Rajeev Sabharwal
Partner
Membership No.: 0848833



For and on behalf of the Board of Directors of
APARAJIT PROMOTERS PRIVATE LIMITED


Amarjeet Chhikara
Director
DIN-08858736


Gaurav Shukla
Director
DIN-09308650

Place : New Delhi
Date : 26 May 2022

APARAJIT PROMOTERS PRIVATE LIMITED
STATEMENT OF PROFIT AND LOSS FOR THE YEAR ENDED 31 MARCH 2022
(Amount in rupees hundred, unless otherwise stated)

	Notes	31 March 2022	31 March 2021
Revenue from operations		-	-
Total Income		-	-
EXPENSES			
Finance costs	9	6.49	6.49
Other expenses	10	79.60	71.36
Total Expenses		86.09	77.85
Profit/(Loss) before tax from continuing operations		(86.09)	(77.85)
Tax expense:			
Current tax		-	-
Profit/(Loss) for the year from continuing operations		(86.09)	(77.85)
Other comprehensive income		-	-
Total other comprehensive income for the year, net of tax		-	-
Total comprehensive income/(loss) for the year, net of tax		(86.09)	(77.85)
Earnings per equity share:	11		
(1) Basic		(0.08)	(0.07)
(2) Diluted		(0.08)	(0.07)

Summary of significant accounting policies


3

The accompanying notes are an integral part of the financial statements.

As per our report of even date

For Rajeev & Ajay
Firm registration No: 009977N
Chartered Accountants

Rajeev Sabharwal
Partner
Membership No.: 084833



For and on behalf of the Board of Directors of
APARAJIT PROMOTERS PRIVATE LIMITED


Amarjeet Chhikara
Director
DIN-08858736


Gaurav Shukla
Director
DIN-09308650

Place : New Delhi
Date : 26 May 2022

ARCHIT PROMOTERS PRIVATE LIMITED
BALANCE SHEET AS AT 31 MARCH 2022
(Amount in rupees hundred, unless otherwise stated)

	Notes	As at 31 March 2022	As at 31 March 2021
ASSETS			
Current assets			
Inventories	4	21,50,019.09	21,50,019.09
Financial assets			
Cash and cash equivalents	5	234.27	240.76
Total Assets		21,50,253.36	21,50,259.85
EQUITY AND LIABILITIES			
Equity			
Equity share capital	6	10,000.00	10,000.00
Other equity	7	(7,479.90)	(7,366.09)
Total equity		2,520.10	2,633.91
LIABILITIES			
Current liabilities			
Financial liabilities			
Trade payables	8	-	-
-total outstanding dues of micro and small enterprises		59.00	59.00
-total outstanding dues other than micro and small enterprises			
Other current liabilities	9	21,47,674.26	21,47,566.94
Total liabilities		21,47,733.26	21,47,625.94
Total Equity and Liabilities		21,50,253.36	21,50,259.85
Summary of significant accounting policies	3		

The accompanying notes are an integral part of the financial statements.

As per our report of even date

For Rajeev & Ajay
Firm registration No : 009977N
Chartered Accountants

Rajeev Sabharwal
Partner
Membership No. 084843



For and on behalf of the Board of Directors of
ARCHIT PROMOTERS PRIVATE LIMITED

Ramesh Khulbe
Director
DIN-07109071

Gaurav Shukla
Director
DIN-09308650

Place : New Delhi
Date : 26 May 2022

ARCHIT PROMOTERS PRIVATE LIMITED
STATEMENT OF PROFIT AND LOSS FOR THE YEAR ENDED 31 MARCH 2022
(Amount in rupees hundred, unless otherwise stated)

	Notes	31 March 2022	31 March 2021
INCOME			
Revenue from operations		-	-
Total Income		-	-
EXPENSES			
Finance costs	10	6.49	6.49
Other expenses	11	107.32	122.67
Total Expenses		113.81	129.16
Profit/(Loss) before tax from continuing operations		(113.81)	(129.16)
Tax expense:			
Current tax		-	-
Profit/(Loss) for the year from continuing operations		(113.81)	(129.16)
Other comprehensive income		-	-
Total other comprehensive income for the year, net of tax		-	-
Total comprehensive income/(loss) for the year, net of tax		(113.81)	(129.16)
Earnings per equity share:	12		
(1) Basic		(0.11)	(0.13)
(2) Diluted		(0.11)	(0.13)

Summary of significant accounting policies

3

The accompanying notes are an integral part of the financial statements.

As per our report of even date

For Rajeev & Ajay

Firm registration No : 009977N
Chartered Accountants

Rajeev Sabharwal
Partner

Membership No. : 084833



For and on behalf of the Board of Directors of
ARCHIT PROMOTERS PRIVATE LIMITED

Ramesh Khulbe
Director
DIN-07109071

Gaurav Shukla
Director
DIN-09308650

Place : New Delhi
Date : 26 May 2022

ARDOR CONBUILD PRIVATE LIMITED
BALANCE SHEET AS AT 31 MARCH 2022
(Amount in rupees hundred, unless otherwise stated)

	Notes	As at 31 March 2022	As at 31 March 2021
ASSETS			
Current assets			
Inventories	4	46,874.61	46,874.61
Financial assets			
Cash and cash equivalents	5	203.73	210.22
Total Assets		47,078.34	47,084.83
EQUITY AND LIABILITIES			
Equity			
Equity share capital	6	1,000.00	1,000.00
Other equity	7	(2,880.19)	(2,772.38)
Total equity		(1,880.19)	(1,772.38)
LIABILITIES			
Current liabilities			
Financial liabilities			
Trade payables	8	-	-
-total outstanding dues of micro and small enterprises		59.00	59.00
-total outstanding dues other than micro and small enterprises	9	48,899.53	48,798.21
Other current liabilities			
Total liabilities		48,958.53	48,857.21
Total Equity and Liabilities		47,078.34	47,084.83
Summary of significant accounting policies	3		

The accompanying notes are an integral part of the financial statements.

As per our report of even date

For **Rajeev & Ajay**
Firm registration No : 009977IN
Chartered Accountants

Rajeev Sahrawat
Partner
Membership No.: 084833



For and on behalf of the Board of Directors of
ARDOR CONBUILD PRIVATE LIMITED

Ramesh Khulbe
Director
DIN-07109071

Gaurav Shukla
Director
DIN-09308650

Place : New Delhi
Date : 26 May 2022

ARDOR CONBUILD PRIVATE LIMITED
STATEMENT OF PROFIT AND LOSS FOR THE YEAR ENDED 31 MARCH 2022
(Amount in rupees hundred, unless otherwise stated)

	Notes	31 March 2022	31 March 2021
INCOME			
Revenue from operations		-	-
Total Income		-	-
EXPENSES			
Finance costs	10	6.49	6.49
Other expenses	11	101.32	95.07
Total Expenses		107.81	101.56
Profit/(Loss) before tax from continuing operations		(107.81)	(101.56)
Tax expense:			
Current tax		-	-
Profit/(Loss) for the year from continuing operations		(107.81)	(101.56)
Other comprehensive income		-	-
Total other comprehensive income for the year, net of tax		-	-
Total comprehensive income/(loss) for the year, net of tax		(107.81)	(101.56)
Earnings per equity share:	12		
(1) Basic		(0.01)	(0.01)
(2) Diluted		(0.01)	(0.01)

Summary of significant accounting policies

3

The accompanying notes are an integral part of the financial statements.

As per our report of even date

For Rajeev & Ajay

Firm registration No : 000977N

Chartered Accountants

Rajeev Sabharwal

Partner

Membership No.: 084873



For and on behalf of the Board of Directors of
ARDOR CONBUILD PRIVATE LIMITED

Ramesh Khulbe

Director

DIN-07109071

Gaurav Shukla

Director

DIN-09308650

Place : New Delhi

Date : 26 May 2022

ARMA BUILDMORE PRIVATE LIMITED
BALANCE SHEET AS AT 31 MARCH 2022
(Amount in rupees hundred, unless otherwise stated)

	Notes	As at 31 March 2022	As at 31 March 2021
ASSETS			
Current assets			
Inventories	4	7,18,839.45	7,18,839.45
Financial assets			
Cash and cash equivalents	5	201.10	207.59
Total Assets		7,19,040.55	7,19,047.04
EQUITY AND LIABILITIES			
Equity			
Equity share capital	6	1,000.00	1,000.00
Other equity	7	(11,655.13)	(11,549.56)
Total equity		(10,655.13)	(10,549.56)
LIABILITIES			
Current liabilities			
Financial liabilities			
Trade payables	8	-	-
-total outstanding dues of micro and small enterprises		59.00	59.00
-total outstanding dues other than micro and small			
Other current liabilities	9	7,29,636.68	7,29,537.60
Total liabilities		7,29,695.68	7,29,596.60
Total Equity and Liabilities		7,19,040.55	7,19,047.04
Summary of significant accounting policies	3		

The accompanying notes are an integral part of the financial statements.

As per our report of even date

For Rajeev & Ajay
Firm registration No : 009977N
Chartered Accountants

Rajeev Sabharwal
Partner
Membership No. : 084833

Place : New Delhi
Date : 26 May 2022

For and on behalf of the Board of Directors of
ARMA BUILDMORE PRIVATE LIMITED

Manish Kumar
Manish Kumar
Director
DIN-08376582

Rohit Rawat
Rohit Rawat
Director
DIN-08298761

ARMA BUILDMORE PRIVATE LIMITED
STATEMENT OF PROFIT AND LOSS FOR THE YEAR ENDED 31 MARCH 2022
(Amount in rupees hundred, unless otherwise stated)

	Notes	31 March 2022	31 March 2021
INCOME			
Revenue from operations		-	-
Total Income		-	-
EXPENSES			
Finance costs	10	6.49	6.49
Other expenses	11	99.08	99.07
Total Expenses		105.57	105.56
Profit/(Loss) before tax from continuing operations		(105.57)	(105.56)
Tax expense:			
Current tax		-	-
Profit/(Loss) for the year from continuing operations		(105.57)	(105.56)
Other comprehensive income		-	-
Total other comprehensive income for the year, net of tax		-	-
Total comprehensive income/(loss) for the year, net of tax		(105.57)	(105.56)
Earnings per equity share:	12		
(1) Basic		(1.06)	(1.06)
(2) Diluted		(1.06)	(1.06)
Summary of significant accounting policies	3		

The accompanying notes are an integral part of the financial statements.

As per our report of even date

For Rajeev & Ajay
Firm registration No : 009977N
Chartered Accountants

Rajeev Sabharwal
Partner
Membership No. : 084833

For and on behalf of the Board of Directors of
ARMA BUILDMORE PRIVATE LIMITED

Manish Kumar
Director
DIN-08376582

Rohit Rawat
Director
DIN-08298761

Place : New Delhi
Date : 26 May 2022

ARMAN PROMOTERS PRIVATE LIMITED
BALANCE SHEET AS AT 31 MARCH 2022
(Amount in rupees hundred, unless otherwise stated)

ASSETS

Current assets

Inventories

Financial assets

Cash and cash equivalents

Other bank balances

Other financial assets

Current tax assets (net)

Total Assets

Notes	As at 31 March 2022	As at 31 March 2021
4	6,92,601.66	6,92,601.66
5	181.27	187.75
6	6,684.69	5,525.31
7	243.35	942.63
8	7,805.23	7,642.85
	7,07,516.19	7,06,900.20

EQUITY AND LIABILITIES

Equity

Equity share capital

Other equity

Total equity

9	1,000.00	1,000.00
10	61,802.93	61,450.48
	62,802.93	62,450.48

LIABILITIES

Current liabilities

Financial liabilities

Trade payables

-total outstanding dues of micro and small enterprises

-total outstanding dues other than micro and small enterprises

Other current liabilities

Total liabilities

11	-	-
	59.00	59.00
12	6,44,654.26	6,44,390.72
	6,44,713.26	6,44,449.72

Total Equity and Liabilities

	7,07,516.19	7,06,900.20
--	--------------------	--------------------

Summary of significant accounting policies

3

The accompanying notes are an integral part of the financial statements.

As per our report of even date

NAV RATN & CO LLP

Firm registration No.: N500107

Chartered Accountants

Nitish Mittal

Partner

Membership No.: 095377



For and on behalf of the Board of Directors of
ARMAN PROMOTERS PRIVATE LIMITED

Lokesh Maria

Director

DIN- 09337859

Arif Mohamad

Director

DIN-07119219

Place : Gurugram

Date : 26 May 2022

ARMAN PROMOTERS PRIVATE LIMITED
STATEMENT OF PROFIT AND LOSS FOR THE YEAR ENDED 31 MARCH 2022
(Amount in rupees hundred, unless otherwise stated)

Particulars	Notes	31 March 2022	31 March 2021
Other income	13	588.92	338.16
Total Income		588.92	338.16
EXPENSES			
Finance costs	14	6.49	6.49
Other expenses	15	111.44	130.91
Total Expenses		117.93	137.40
Profit/ (Loss) before tax from continuing operations		470.99	200.76
Tax expense:			
Current tax		118.54	-
Profit/ (Loss) for the year from continuing operations		352.45	200.76
Other comprehensive income		-	-
Total other comprehensive income for the year, net of tax		-	-
Total comprehensive profit/ (loss) for the year, net of tax		352.45	200.76
Earnings per equity share:	16		
(1) Basic		3.52	2.01
(2) Diluted		3.52	2.01

Summary of significant accounting policies

3

The accompanying notes are an integral part of the financial statements.

As per our report of even date

NAV R A T N & C O L L P
Firm registration No.: N500107
Chartered Accountants


Nitish Mittal
Partner
Membership No.: 095371



Place : Gurugram
Date : 26 May 2022

For and on behalf of the Board of Directors of
ARMAN PROMOTERS PRIVATE LIMITED


Lokesh Maria
Director
DIN- 09337859


Arif Mohamad
Director
DIN-07119219

ARMOUR PROPERTIES PRIVATE LIMITED
BALANCE SHEET AS AT 31 MARCH 2022
(Amount in rupees hundred, unless otherwise stated)

	Notes	As at 31 March 2022	As at 31 March 2021
ASSETS			
Current assets			
Inventories	4	3,00,615.91	2,98,920.43
Financial assets			
Cash and cash equivalents	5	221.59	199.19
Other current assets	6	-	-
Total Assets		3,00,837.50	2,99,119.62
EQUITY AND LIABILITIES			
Equity			
Equity share capital	7	1,000.00	1,000.00
Other equity	8	7,542.51	7,653.43
Total equity		8,542.51	8,653.43
LIABILITIES			
Current liabilities			
Financial liabilities			
Trade payables	9		
-total outstanding dues of micro and small enterprises			
-total outstanding dues other than micro and small		59.00	59.00
Other current liabilities	10	2,92,235.99	2,90,407.19
Total liabilities		2,92,294.99	2,90,466.19
Total Equity and Liabilities		3,00,837.50	2,99,119.62
Summary of significant accounting policies	3		

The accompanying notes are an integral part of the financial statements.

As per our report of even date

For Rajeev & Ajay
Firm registration No : 009977N
Chartered Accountants

Rajeev Sabharwal
Partner
Membership No. : 084833

For and on behalf of the Board of Directors of
ARMOUR PROPERTIES PRIVATE LIMITED

Bimbadhar Jena
Director
DIN-09332034

Priya Yadav
Director
DIN-09401956

Place : New Delhi
Date : 26 May 2022

ARMOUR PROPERTIES PRIVATE LIMITED
STATEMENT OF PROFIT AND LOSS FOR THE YEAR ENDED 31 MARCH 2022
(Amount in rupees hundred, unless otherwise stated)

Particulars	Notes	31 March 2022	31 March 2021
INCOME			
Revenue from operations		-	-
Total Income (I)		-	-
EXPENSES			
Finance costs	11	6.49	6.49
Other expenses	12	104.44	118.67
Total Expenses (II)		110.93	125.16
Profit/(Loss) before tax from continuing operations (I-II)		(110.93)	(125.16)
Tax expense:			
Current tax		-	-
Profit/(Loss) for the year from continuing operations		(110.93)	(125.16)
Other comprehensive income		-	-
Total other comprehensive income for the year, net of tax		-	-
Total comprehensive (loss) for the year, net of tax		(110.93)	(125.16)
Earnings per equity share:	13		
(1) Basic		(1.11)	(1.25)
(2) Diluted		(1.11)	(1.25)

Summary of significant accounting policies

3

The accompanying notes are an integral part of the financial statements.

As per our report of even date

For Rajeev & Ajay
Firm registration No : 009977N
Chartered Accountants

Rajeev Sabharwal
Partner
Membership No. : 084833



For and on behalf of the Board of Directors of
ARMOUR PROPERTIES PRIVATE LIMITED

Bimbadhar Jena
Director
DIN-09332034

Priya Yadav
Director
DIN-09401956

Place : New Delhi
Date : 26 May 2022

AUSPICIOUS REALTORS PRIVATE LIMITED
BALANCE SHEET AS AT 31 MARCH 2022
(Amount in rupees hundred, unless otherwise stated)

ASSETS

Current assets

Inventories
Financial assets
Cash and cash equivalents

Total Assets

EQUITY AND LIABILITIES

Equity

Equity share capital
Other equity
Total equity

LIABILITIES

Current liabilities

Financial liabilities
Trade payables
-total outstanding dues of micro and small enterprises
-total outstanding dues other than micro and small enterprises
Other current liabilities
Total liabilities

Total Equity and Liabilities

Summary of significant accounting policies

The accompanying notes are an integral part of the financial statements.

As per our report of even date

For N A V R A T N & CO LLP
Firm registration No.: N500107
Chartered Accountants


Nitish Mittal
Partner
Membership No.: 095371



Place : Gurugram
Date : 26 May 2022

Notes	As at 31 March 2022	As at 31 March 2021
4	3,37,481.32	3,37,481.32
5	213.29	219.78
	3,37,694.61	3,37,701.10
6	1,000.00	1,000.00
7	36,316.68	36,430.73
	37,316.68	37,430.73
8	-	-
9	3,00,318.92	3,00,211.37
	3,00,377.92	3,00,270.37
	3,37,694.61	3,37,701.10

3

For and on behalf of the Board of Directors of
AUSPICIOUS REALTORS PRIVATE LIMITED


Ovais Ali Khan
Director
DIN- 08455167


Sachin Poonia
Director
DIN- 09355915

AUSPICIOUS REALTORS PRIVATE LIMITED
STATEMENT OF PROFIT AND LOSS FOR THE YEAR ENDED 31 MARCH 2022

(Amount in rupees hundred, unless otherwise stated)

Particulars	Notes	31 March 2022	31 March 2021
Revenue		-	-
Total Income		-	-
EXPENSES			
Finance costs	10	6.49	6.49
Other expenses	11	107.56	118.67
Total Expenses		114.05	125.16
(Loss) before tax from continuing operations		(114.05)	(125.16)
Tax expense:			
Current tax		-	-
(Loss) for the year from continuing operations		(114.05)	(125.16)
Other comprehensive income		-	-
Total other comprehensive income for the year, net of tax		-	-
Total comprehensive (loss) for the year, net of tax		(114.05)	(125.16)
Earnings per equity share:	12		
(1) Basic		(1.14)	(1.25)
(2) Diluted		(1.14)	(1.25)

Summary of significant accounting policies

3

The accompanying notes are an integral part of the financial statements.

As per our report of even date

For N A V R A T N & CO LLP

Firm registration No.: N500107

Chartered Accountants

Nitish Mittal

Partner

Membership No.: 095371



For and on behalf of the Board of Directors of

AUSPICIOUS REALTORS PRIVATE LIMITED

Ovais Ali Khan

Director

DIN- 08455167

Sachin Poonia

Director

DIN- 09355915

Place : Gurugram

Date : 26 May 2022

AUTHENTIC PROPERTIES PRIVATE LIMITED
BALANCE SHEET AS AT 31 MARCH 2022
(Amount in rupees hundred, unless otherwise stated)

	Notes	As at 31 March 2022	As at 31 March 2021
ASSETS			
Current assets			
Inventories	4	9,61,039.46	9,61,039.46
Financial assets			
Cash and cash equivalents	5	319.03	241.41
Other current assets	6	369.96	22,196.49
Total Assets		9,61,728.45	9,83,477.36
EQUITY AND LIABILITIES			
Equity			
Equity share capital	7	1,000.00	1,000.00
Other equity	8	(10,30,936.07)	(10,29,943.59)
Total equity		(10,29,936.07)	(10,28,943.59)
LIABILITIES			
Current liabilities			
Trade payables	9	-	-
-total outstanding dues of micro and small enterprises		59.00	59.00
-total outstanding dues other than micro and small enterprises			
Other current liabilities	10	19,91,605.52	20,12,361.95
Total liabilities		19,91,664.52	20,12,420.95
Total Equity and Liabilities		9,61,728.45	9,83,477.36
Summary of significant accounting policies			
	3		

The accompanying notes are an integral part of the financial statements.

As per our report of even date


For **NAV RATN & CO LLP**
Firm Reg. No.: N500107
Chartered Accountants


Nish Mittal
Partner

Membership No.: 095371



For and on behalf of the Board of Directors of
AUTHENTIC PROPERTIES PRIVATE LIMITED


Bimbadhar Jena
Director
DIN- 09332034


Ramesh Khulbe
Director
DIN-07109071

Place : Gurugram
Date : 26 May 2022

AUTHENTIC PROPERTIES PRIVATE LIMITED
STATEMENT OF PROFIT AND LOSS FOR THE YEAR ENDED 31 MARCH 2022
(Amount in rupees hundred, unless otherwise stated)

Particulars	Notes	31 March 2022	31 March 2021
Revenue			
Revenue from operations		-	-
Total Income		-	-
EXPENSES			
Finance costs	11	6.67	7.38
Other expenses	12	985.81	1,331.64
Total Expenses		992.48	1,339.02
(Loss)/profit before tax from continuing operations		(992.48)	(1,339.02)
Tax expense:			
Current tax		-	-
(Loss)/profit for the year from continuing operations		(992.48)	(1,339.02)
Other comprehensive income		-	-
Total other comprehensive income for the year, net of tax		-	-
Total comprehensive (loss)/income for the year, net of tax		(992.48)	(1,339.02)
Earnings per equity share:	13		
(1) Basic		(9.92)	(13.39)
(2) Diluted		(9.92)	(13.39)

Summary of significant accounting policies

3

The accompanying notes are an integral part of the financial statements.


As per our report of even date

For N A V R A T N & C O L L P
Firm Reg. No.: N500107
Chartered Accountants


Nitish Mittal
Partner
Membership No.: 095377



For and on behalf of the Board of Directors of
AUTHENTIC PROPERTIES PRIVATE LIMITED


Bimbadhar Jena
Director
DIN- 09332034


Ramesh Khulbe
Director
DIN-07109071

Place : Gurugram
Date : 26 May 2022

BAILIWICK BUILDERS PRIVATE LIMITED
BALANCE SHEET AS AT 31 MARCH 2022
(Amount in rupees hundred, unless otherwise stated)

	Notes	As at 31 March 2022	As at 31 March 2021
ASSETS			
Current assets			
Inventories	4	23,35,650.27	23,33,150.27
Financial assets			
Cash and cash equivalents	5	166.99	211.54
Other current assets	6	-	-
Total Assets		23,35,817.26	23,33,361.81
Decrease in inventories			
Equity			
Equity share capital	7	1,000.00	1,000.00
Other equity	8	(6,131.69)	(6,017.64)
Total equity		(5,131.69)	(5,017.64)
LIABILITIES			
Current liabilities			
Financial liabilities			
Trade payables	9	-	68.06
-total outstanding dues of micro and small enterprises		59.00	59.00
-total outstanding dues other than micro and small enterprises		23,40,889.95	23,38,252.39
Other current liabilities	10	23,40,948.95	23,38,379.45
Total liabilities		23,35,817.26	23,33,361.81
Total Equity and Liabilities		23,35,817.26	23,33,361.81
Summary of significant accounting policies	3		

The accompanying notes are an integral part of the financial statements.

As per our report of even date

For **NAV RATN & CO LLP**
Firm registration No.: N500107
Chartered Accountants

Nitish Mittal

Partner

Membership No.: 095321



For and on behalf of the Board of Directors of
BAILIWICK BUILDERS PRIVATE LIMITED

Ovais Ali Khan

Director

DIN-08455167

Bimbadhar Jena

Director

DIN-09332034

Place : Gurugram
Date : 26 May 2022

BAILIWICK BUILDERS PRIVATE LIMITED
STATEMENT OF PROFIT AND LOSS FOR THE YEAR ENDED 31 MARCH 2022
(Amount in rupees hundred, unless otherwise stated)

Particulars	Notes	31 March 2022	31 March 2021
Revenue from operations	11	-	101.56
Total Income (I)		-	101.56
EXPENSES			
Finance costs	12	6.49	6.49
Other expenses	13	107.56	118.68
Total Expenses (II)		114.05	125.17
(Loss) before tax from continuing operations (I-II)		(114.05)	(23.61)
Tax expense:			
Current tax		-	-
(Loss) for the year from continuing operations		(114.05)	(23.61)
Other comprehensive income		-	-
Total other comprehensive income for the year, net of tax		-	-
Total comprehensive (loss) for the year, net of tax		(114.05)	(23.61)
Earnings per equity share:	14		
(1) Basic		(1.14)	(0.24)
(2) Diluted		(1.14)	(0.24)
Summary of significant accounting policies	3		

The accompanying notes are an integral part of the financial statements.

As per our report of even date

For **NAV RATN & CO LLP**
Firm registration No.: N500107
Chartered Accountants

Nitin Mittal
Partner
Membership No.: 095374



For and on behalf of the Board of Directors of
BAILIWICK BUILDERS PRIVATE LIMITED

Ovais Ali Khan
Director
DIN-08455167

Bimbadhar Jena
Director
DIN-09332034

Place : Gurugram
Date : 26 May 2022

BALALAIKA BUILDERS PRIVATE LIMITED
BALANCE SHEET AS AT 31 MARCH 2022
(Amount in rupees hundred, unless otherwise stated)

	Notes	As at 31 March 2022	As at 31 March 2021
ASSETS			
Current assets			
Inventories	4	1,79,174.78	1,79,174.78
Financial assets			
Cash and cash equivalents	5	216.10	222.59
Other financial assets	6	19,194.87	19,194.87
Total Assets		1,98,585.75	1,98,592.24
EQUITY AND LIABILITIES			
Equity			
Equity share capital	7	1,000.00	1,000.00
Other equity	8	(5,140.87)	(3,529.94)
Total equity		(4,140.87)	(2,529.94)
LIABILITIES			
Current liabilities			
Trade payables	9	-	-
-total outstanding dues of micro and small enterprises		-	-
-total outstanding dues other than micro and small enterprises		1,568.00	68.00
Other current liabilities	10	2,01,145.86	2,01,041.42
Current tax liabilities (net)	11	12.76	12.76
Total liabilities		2,02,726.62	2,01,122.18
Total Equity and Liabilities		1,98,585.75	1,98,592.24

Summary of significant accounting policies

3

The accompanying notes are an integral part of the financial statements.

As per our report of even date


For **NAV RATN & CO LLP**
Firm registration No.: N500107
Chartered Accountants



Nitish Mittal
Partner

Membership No.: 095371



For and on behalf of the Board of Directors of
BALALAIKA BUILDERS PRIVATE LIMITED


Praveen Kumar Madan
Director
DIN- 08595762


Priya Yadav
Director
DIN-09401956

Place : Gurugram
Date : 26 May 2022

BALALAIKA BUILDERS PRIVATE LIMITED
STATEMENT OF PROFIT AND LOSS FOR THE YEAR ENDED 31 MARCH 2022
(Amount in rupees hundred, unless otherwise stated)

Particulars	Notes	31 March 2022	31 March 2021
Other income	12	-	184.85
Total Income		-	184.85
EXPENSES			
Finance costs	13	6.49	6.49
Other expenses	14	1,604.44	127.68
Total Expenses		1,610.93	134.17
Profit/(loss) before tax from continuing operations		(1,610.93)	50.68
Tax expense:			
Current tax		-	12.76
Profit/(loss) for the year from continuing operations		(1,610.93)	37.92
Other comprehensive income		-	-
Total other comprehensive income for the year, net of tax		-	-
Total comprehensive income/(loss) for the year, net of tax		(1,610.93)	37.92
Earnings per equity share:	15		
(1) Basic		(16.11)	0.38
(2) Diluted		(16.11)	0.38

Summary of significant accounting policies

3

The accompanying notes are an integral part of the financial statements.

As per our report of even date

For N A V R A T N & C O L L P

Firm registration No.: N500107

Chartered Accountants

Nitish Mittal

Partner

Membership No.: 095371



For and on behalf of the Board of Directors of
BALALAIKA BUILDERS PRIVATE LIMITED

Praveen Kumar Madan

Director

DIN- 08595762

Priya Kadv

Director

DIN-09401956

Place : Gurugram

Date : 26 May 2022

BALLAD CONBUILD PRIVATE LIMITED
BALANCE SHEET AS AT 31 MARCH 2022
(Amount in rupees hundred, unless otherwise stated)

	Notes	As at 31 March 2022	As at 31 March 2021
ASSETS			
Current assets			
Inventories	4	9,63,239.24	9,63,239.24
Financial assets			
Cash and cash equivalents	5	240.06	217.41
Other current assets	6	-	-
Total Assets		9,63,479.30	9,63,456.65
EQUITY AND LIABILITIES			
Equity			
Equity share capital	7	1,000.00	1,000.00
Other equity	8	(5,474.24)	(5,455.39)
Total equity		(4,474.24)	(4,455.39)
LIABILITIES			
Current liabilities			
Financial liabilities			
Trade payables	9	-	-
-total outstanding dues of micro and small enterprises		-	-
-total outstanding dues other than micro and small enterprises		59.00	59.00
Other current liabilities	10	9,67,893.15	9,67,851.65
Current tax liabilities (net)	11	1.39	1.39
Total liabilities		9,67,953.54	9,67,912.04
Total Equity and Liabilities		9,63,479.30	9,63,456.65
Summary of significant accounting policies	3		

The accompanying notes are an integral part of the financial statements.

As per our report of even date

For Rajeev & Ajay
Firm registration No : 009977N
Chartered Accountants

Rajeev Sabharwal
Partner
Membership No. : 084833

For and on behalf of the Board of Directors of
BALLAD CONBUILD PRIVATE LIMITED

Priya Yadav
Director
DIN-09401956

Praveen Kumar Madan
Director
DIN-08595762

Place : New Delhi
Date : 26 May 2022

BALLAD CONBUILD PRIVATE LIMITED
STATEMENT OF PROFIT AND LOSS FOR THE YEAR ENDED 31 MARCH 2022
(Amount in rupees hundred, unless otherwise stated)

Particulars	Notes	31 March 2022	31 March 2021
Revenue from operations	12	89.82	-
Total Income		89.82	-
EXPENSES			
Finance costs	13	7.35	6.49
Other expenses	14	101.32	118.67
Total Expenses		108.66	125.16
Profit/(Loss) before tax from continuing operations		(18.84)	(125.16)
Tax expense:			
Current tax		-	-
Profit/(Loss) for the year from continuing operations		(18.84)	(125.16)
Other comprehensive income		-	-
Total other comprehensive income for the year, net of tax		-	-
Total comprehensive income/(loss) for the year, net of tax		(18.84)	(125.16)
Earnings per equity share:	15		
(1) Basic		(0.19)	(1.25)
(2) Diluted		(0.19)	(1.25)
Summary of significant accounting policies	3		

The accompanying notes are an integral part of the financial statements.

As per our report of even date

For Rajeev & Ajay
Firm registration No : 009977N
Chartered Accountants

Rajeev Sabharwal
Partner
Membership No. : 084833

For and on behalf of the Board of Directors of
BALLAD CONBUILD PRIVATE LIMITED

Priya Yadav
Director
DIN-09401956

Praveen Kumar Mada
Director
DIN-08595762

Place : New Delhi
Date : 26 May 2022

BHAVISHYA BUILDCON PRIVATE LIMITED
BALANCE SHEET AS AT 31 MARCH 2022
(Amount in rupees hundred, unless otherwise stated)

	Notes	As at 31 March 2022	As at 31 March 2021
ASSETS			
Current assets			
Inventories	4	5,84,304.48	5,83,411.92
Financial assets			
Cash and cash equivalents	5	231.22	217.71
Current tax assets (net)	6	-	-
Total Assets		5,84,535.70	5,83,629.63
EQUITY AND LIABILITIES			
Equity			
Equity share capital	7	10,000.00	10,000.00
Other equity	8	(7,897.33)	(7,771.16)
Total equity		2,102.67	2,228.84
LIABILITIES			
Current liabilities			
Financial liabilities			
Trade payables	9	-	-
-total outstanding dues of micro and small enterprises		59.00	59.00
-total outstanding dues other than micro and small enterprises	10	5,82,374.03	5,81,341.79
Other current liabilities			
Total liabilities		5,82,433.03	5,81,400.79
Total Equity and Liabilities		5,84,535.70	5,83,629.63
Summary of significant accounting policies			
	3		

The accompanying notes are an integral part of the financial statements.

As per our report of even date


For **NAV RATN & CO LLP**
Firm registration No.: N500107
Chartered Accountants



Nitish Mittal
Partner

Membership No.: 095371



For and on behalf of the Board of Directors of
BHAVISHYA BUILDCON PRIVATE LIMITED


Reena
Director
DIN- 08129092


Bimbardhar Jena
Director
DIN- 09332034

Place : Gurugram
Date : 26 May 2022

BHAVISHYA BUILDCON PRIVATE LIMITED
STATEMENT OF PROFIT AND LOSS FOR THE YEAR ENDED 31 MARCH 2022
(Amount in rupees hundred, unless otherwise stated)

Particulars	Notes	31 March 2022	31 March 2021
Revenue from operations		-	-
Total Income		-	-
EXPENSES			
Finance costs	11	6.49	6.82
Other expenses	12	119.68	1,560.51
Total Expenses		126.17	1,567.33
(Loss) before tax from continuing operations		(126.17)	(1,567.33)
Tax expense:			
Current tax		-	-
(Loss) for the year from continuing operations		(126.17)	(1,567.33)
Other comprehensive income		-	-
Total other comprehensive income for the year, net of tax		-	-
Total comprehensive (loss) for the year, net of tax		(126.17)	(1,567.33)
Earnings per equity share:	13		
(1) Basic		(0.13)	(1.57)
(2) Diluted		(0.13)	(1.57)
Summary of significant accounting policies	3		

The accompanying notes are an integral part of the financial statements.

As per our report of even date


For **NAV RATN & CO LLP**
Firm registration No.: N500107
Chartered Accountants


Nitish Mittal
Partner
Membership No.: 095371



For and on behalf of the Board of Directors of
BHAV BHAVISHYA BUILDCON PRIVATE LIMITED


Reena
Director
DIN- 08129092


Bimbadhar Jena
Director
DIN- 09332034

Place : Gurugram
Date : 26 May 2022

Bhavya Conbuild Private Limited
Balance Sheet as at 31 March 2022

(Amount in rupees hundred, unless otherwise stated)

	Notes	As at 31 March 2022	As at 31 March 2021
ASSETS			
Financial assets			
Cash and cash equivalents	4	207.76	214.25
Total assets		207.76	214.25
EQUITY AND LIABILITIES			
Equity			
Equity share capital	5	1,000.00	1,000.00
Other equity	6	(1,573.83)	(1,464.14)
Total equity		(573.83)	(464.14)
LIABILITIES			
Current liabilities			
Financial liabilities			
Trade payables	7	-	-
-total outstanding dues of micro and small enterprises		59.00	59.00
-total outstanding dues other than micro and small enterprises	8	722.59	619.39
Other current liabilities		781.59	678.39
Total liabilities		781.59	678.39
Total equity and liabilities		207.76	214.25
Summary of significant accounting policies	3		

The accompanying notes are an integral part of the financial statements.

As per our report of even date

For Rajeev & Ajay
Firm registration No : 008977N
Chartered Accountant

Rajeev Sabharwal
Partner
Membership No : 084833



For and on behalf of the Board of Directors of
Bhavya Conbuild Private Limited

Reena
Director
DIN-08129092

Manoj Soni
Director
DIN-08129479

Place : New Delhi
Date : 26 May 2022

Bhavya Conbuild Private Limited
Statement of Profit and Loss for the year ended 31 March 2022
(Amount in rupees hundred, unless otherwise stated)

	Notes	31 March 2022	31 March 2021
INCOME			
Revenue from operations		-	-
Total Income		-	-
EXPENSES			
Finance costs	9	6.49	6.49
Other expenses	10	103.20	99.07
Total Expenses		109.69	105.56
Profit/(Loss) before tax from continuing operations		(109.69)	(105.56)
Current tax		-	-
Profit/(Loss) for the year from continuing operations		(109.69)	(105.56)
Other comprehensive income		-	-
Total other comprehensive income for the year, net of tax		-	-
Total comprehensive income for the year, net of tax		(109.69)	(105.56)
Earnings per equity share:	11		
Basic (Rs.)		(1.10)	(1.06)
Diluted (Rs.)		(1.10)	(1.06)

Summary of significant accounting policies

3

The accompanying notes are an integral part of the financial statements.

As per our report of even date

For Rajeev & Ajay
Firm registration No. 009977N
Chartered Accountants

Rajeev Samarth
Partner
Membership No. 4984833

For and on behalf of the Board of Directors of
Bhavya Conbuild Private Limited

Reena
Director
DIN-08129092

Manoj Sen
Director
DIN-08129479

Place : New Delhi
Date : 26 May 2022

BHUMIKA PROMOTERS PRIVATE LIMITED
BALANCE SHEET AS AT 31 MARCH 2022
(Amount in rupees hundred, unless otherwise stated)

	Notes	As at 31 March 2022	As at 31 March 2021
ASSETS			
Current assets			
Inventories	4	12,03,499.13	12,03,499.13
Financial assets			
Cash and cash equivalents	5	215.00	221.49
Other current assets	6	-	-
Total Assets		12,03,714.13	12,03,720.62
EQUITY AND LIABILITIES			
Equity			
Equity share capital	7	10,000.00	10,000.00
Other equity	8	(9,144.51)	(9,018.34)
Total equity		855.49	981.66
LIABILITIES			
Current liabilities			
Financial liabilities			
Trade payables	9	-	-
-total outstanding dues of micro and small enterprises		59.00	59.00
-total outstanding dues other than micro and small enterprises	10	12,02,799.64	12,02,679.97
Other current liabilities		12,02,858.64	12,02,738.97
Total liabilities		12,03,714.13	12,03,720.62
Total Equity and Liabilities		12,03,714.13	12,03,720.62
Summary of significant accounting policies	3		

The accompanying notes are an integral part of the financial statements.


As per our report of even date


For **NAV RATN & CO LLP**
Firm Reg. No.: N500107
Chartered Accountants


Nitish Mittal
Partner
Membership No.: 095371



For and on behalf of the Board of Directors of
BHUMIKA PROMOTERS PRIVATE LIMITED


Vazhakkate Radha Krishna
Director
DIN- 05268278


Bimbadhar Jena
Director
DIN- 09332034

Place : Gurugram
Date : 26 May 2022

BHUMIKA PROMOTERS PRIVATE LIMITED
STATEMENT OF PROFIT AND LOSS FOR THE YEAR ENDED 31 MARCH 2022
(Amount in rupees hundred, unless otherwise stated)

Particulars	Notes	31 March 2022	31 March 2021
Revenue from operations		-	-
Total Income		-	-
EXPENSES			
Finance costs	11	6.49	6.90
Other expenses	12	119.68	1,185.28
Total Expenses		126.17	1,192.17
(Loss) before tax from continuing operations		(126.17)	(1,192.17)
Tax expense:			
Current tax		-	-
(Loss) for the year from continuing operations		(126.17)	(1,192.17)
Other comprehensive income		-	-
Total other comprehensive income for the year, net of tax		-	-
Total comprehensive (loss) for the year, net of tax		(126.17)	(1,192.17)
Earnings per equity share:	13		
(1) Basic		(0.13)	(1.19)
(2) Diluted		(0.13)	(1.19)
Summary of significant accounting policies	3		

The accompanying notes are an integral part of the financial statements.


As per our report of even date

For **NAV RATN & CO LLP**
Firm Reg. No.: N500107
Chartered Accountants


Nitish Mittal
Partner
Membership No.: 0953174



For and on behalf of the Board of Directors of
BHUMIKA PROMOTERS PRIVATE LIMITED


Vazhakkate Radha Krishna
Director
DIN- 05268278


Bimbadhar Jena
Director
DIN- 09332034

Place : Gurugram
Date : 26 May 2022

BRIJBASI PROJECTS PRIVATE LIMITED
BALANCE SHEET AS AT 31 MARCH 2022
(Amount in rupees hundred, unless otherwise stated)

	Notes	As at 31 March 2022	As at 31 March 2021
ASSETS			
Non-current assets			
Financial assets			
Investments	4	4,000.00	4,000.00
		4,000.00	4,000.00
Current assets			
Inventories	5	20,03,477.95	20,03,476.95
Financial assets			
Cash and cash equivalents	6	267.95	874.44
Other financial assets	7	2,45,472.49	2,45,472.49
Other current assets	8	12.31	12.31
		22,49,230.70	22,49,836.19
Total Assets		22,53,230.70	22,53,836.19
EQUITY AND LIABILITIES			
Equity			
Equity share capital	9	1,000.00	1,000.00
Other equity	10	(7,39,898.58)	(7,39,579.15)
Total equity		(7,38,898.58)	(7,38,579.15)
LIABILITIES			
Current liabilities			
Financial liabilities			
Trade payables	11	-	-
-total outstanding dues of micro and small enterprises		260.50	59.00
-total outstanding dues other than micro and small enterprises	12	29,91,867.78	29,92,355.35
Other current liabilities		29,92,128.28	29,92,414.35
Total liabilities		22,53,230.70	22,53,836.19
Total Equity and Liabilities		22,53,230.70	22,53,836.19
Summary of significant accounting policies			
	3		

The accompanying notes are an integral part of the financial statements.

As per our report of even date

For **NAV R A T N & CO LLP**
Firm registration No.: N500107
Chartered Accountants

Nitish Mittal

Partner

Membership No.: 095377



For and on behalf of the Board of Directors of
BRIJBASI PROJECTS PRIVATE LIMITED

Naveen Chauhan

Director

DIN- 08595719

Kul Bhushan

Director

DIN- 08129099

Place : Gurugram
Date : 26 May 2022

BRIJBASI PROJECTS PRIVATE LIMITED
STATEMENT OF PROFIT AND LOSS FOR THE YEAR ENDED 31 MARCH 2022
(Amount in rupees hundred, unless otherwise stated)

Particulars	Notes	31 March 2022	31 March 2021
Other income		-	-
Total Income		-	-
EXPENSES			
Finance costs	13	6.49	6.89
Other expenses	14	312.94	126.78
Total Expenses		319.43	133.67
(Loss) before tax from continuing operations		(319.43)	(133.67)
Tax expense:			
Current tax		-	-
(Loss) for the year from continuing operations		(319.43)	(133.67)
Other comprehensive income		-	-
Total other comprehensive income for the year, net of tax		-	-
Total comprehensive income/(loss) for the year, net of tax		(319.43)	(133.67)
Earnings per equity share:	15		
(1) Basic		(3.19)	(1.34)
(2) Diluted		(3.19)	(1.34)

Summary of significant accounting policies

3

The accompanying notes are an integral part of the financial statements.

As per our report of even date

For N A V R A T N & CO LLP
Firm registration No.: N500107
Chartered Accountants


Nitish Mittal
Partner
Membership No.: 095371



For and on behalf of the Board of Directors of
BRIJBASI PROJECTS PRIVATE LIMITED


Naveen Chauhan
Director
DIN- 08595719


Kul Bhushan
Director
DIN- 08129099

Place : Gurugram
Date : 26 May 2022

BRILLIANT BUILD TECH PRIVATE LIMITED
BALANCE SHEET AS AT 31 MARCH 2022
(Amount in rupees hundred, unless otherwise stated)

	Notes	As at 31 March 2022	As at 31 March 2021
ASSETS			
Non-current assets			
Property, plant and equipment	4	-	-
Investment property	5	4,20,065.15	4,29,324.84
		4,20,065.15	4,29,324.84
Current assets			
Inventories	6	9,28,011.99	9,28,011.99
Financial assets			
Trade receivables	7	7,36,114.27	5,97,809.26
Cash and cash equivalents	8	-	8,214.68
Other current assets	9	23,875.53	26,850.10
Current tax assets (net)	10	-	13,183.25
		16,88,001.79	15,74,069.28
Total Assets		21,08,066.94	20,03,394.12
EQUITY AND LIABILITIES			
Equity			
Equity share capital	11	1,000.00	1,000.00
Other equity	12	(16,03,513.84)	(15,98,951.32)
Total equity		(16,02,513.84)	(15,97,951.32)
Current liabilities			
Financial liabilities			
Borrowings	13	34,88,054.52	34,28,435.58
Trade payables	14		
-total outstanding dues of micro and small enterprises		5,070.14	1,517.00
-total outstanding dues other than micro and small enterprises		96,269.75	78,041.31
Other financial liabilities	15	51,094.04	33,955.62
Other current liabilities	16	69,626.37	59,395.91
Current tax liabilities (net)	17	465.96	-
Total liabilities		37,10,580.78	36,01,345.44
Total Equity and Liabilities		21,08,066.94	20,03,394.12
Summary of significant accounting policies	3		

The accompanying notes are an integral part of the financial statements.

As per our report of even date

For Rajeev & Ajay
Firm registration No : 009977N
Chartered Accountants

Rajeev Sahharwal
Partner
Membership No. 084833

For and on behalf of the Board of Directors of
BRILLIANT BUILD TECH PRIVATE LIMITED

Tapan Kumar Barik
Director
DIN-08455171

Manoj Soni
Director
DIN-08129479

Place : New Delhi
Date : 26 May 2022

BRILLIANT BUILD TECH PRIVATE LIMITED
STATEMENT OF PROFIT AND LOSS FOR THE YEAR ENDED 31 MARCH 2022
(Amount in rupees hundred, unless otherwise stated)

Particulars	Notes	31 March 2022	31 March 2021
Revenue from operations	18	3,71,432.84	2,88,174.41
Other income	19	2,247.32	220.52
Total Income		3,73,680.16	2,88,394.93
EXPENSES			
Cost of revenue	20	3,56,844.96	2,71,173.31
Depreciation and amortization expense	21	9,259.69	9,259.69
Finance costs	22	177.56	5,112.34
Other expenses	23	11,960.49	14,523.49
Total Expenses		3,78,242.68	3,00,068.82
Profit/(Loss) before exceptional items and tax from continuing operations		(4,562.52)	(11,673.90)
Exceptional items:			
Provision for diminution in inventory		-	-
Provision for impairment in investment property		-	-
Profit/(Loss) before tax from continuing operations		(4,562.52)	(11,673.90)
Tax expense:			
Current tax (including reversal of MAT amounting Rs. 43,253.12/- hundred)		-	43,253.12
(Loss)/Profit for the year from continuing operations		(4,562.52)	(54,927.01)
Other comprehensive income		-	-
Total other comprehensive income/(loss) for the year, net of tax		-	-
Total comprehensive income/(loss) for the year, net of tax		(4,562.52)	(54,927.01)
Earnings per equity share :	24		
(1) Basic		(45.63)	(549.27)
(2) Diluted		(45.63)	(549.27)

Summary of significant accounting policies

3

The accompanying notes are an integral part of the financial statements.

As per our report of even date

For Rajeev & Ajay
Firm registration No : 009977N
Chartered Accountants

Rajeev Sapharwal
Partner
Membership No.:084833

For and on behalf of the Board of Directors of
BRILLIANT BUILD TECH PRIVATE LIMITED

Tapan Kumar Barik

Tapan Kumar Barik
Director
DIN-08455171

Manoj Saha
Director
DIN-08129479

Place : New Delhi
Date : 26 May 2022

CAMAREDERIE PROPERTIES PRIVATE LIMITED
BALANCE SHEET AS AT 31 MARCH 2022
(Amount in rupees hundred, unless otherwise stated)

	Notes	As at 31 March 2022	As at 31 March 2021
ASSETS			
Non-current assets			
Financial Assets			
Investments	4	35,027.50	35,027.50
		35,027.50	35,027.50
Current assets			
Inventories	5	4,64,968.75	4,64,968.75
Financial assets			
Cash and cash equivalents	6	361.83	292.04
Other financial assets	7	58,263.58	58,263.58
Other current assets	8	236.14	217.57
		5,23,830.30	5,23,741.94
Total Assets		5,58,857.80	5,58,769.44
EQUITY AND LIABILITIES			
Equity			
Equity share capital	9	1,000.00	1,000.00
Other equity	10	41,072.96	41,183.89
Total equity		42,072.96	42,183.89
LIABILITIES			
Current liabilities			
Financial liabilities			
Trade payables	11	-	-
-total outstanding dues of micro and small enterprises		59.00	59.00
-total outstanding dues other than micro and small enterprises		-	-
Other financial liabilities	12	1,000.00	1,000.00
Other current liabilities	13	5,15,725.84	5,15,526.55
Total liabilities		5,16,784.84	5,16,585.55
Total Equity and Liabilities		5,58,857.80	5,58,769.44

Summary of significant accounting policies

3

The accompanying notes are an integral part of the financial statements.

As per our report of even date

For N A V R A T N & CO LLP

Firm Reg. No.: N500107

Chartered Accountants

Nitish Mittal

Partner

Membership No.: 095371



For and on behalf of the Board of Directors of
CAMAREDERIE PROPERTIES PRIVATE LIMITED

Kamal Malik

Director

DIN- 08129137

Priya Yadav

Director

DIN- 09401956

Place : Gurugram

Date : 26 May 2022

CAMAREDERIE PROPERTIES PRIVATE LIMITED
STATEMENT OF PROFIT AND LOSS FOR THE YEAR ENDED 31 MARCH 2022
(Amount in rupees hundred, unless otherwise stated)

Particulars	Notes	31 March 2022	31 March 2021
Other income	14	84.74	195.28
Total Income		84.74	195.28
EXPENSES			
Other expenses	15	189.18	118.67
Finance costs	16	6.49	6.49
Total Expenses		195.67	125.16
Profit/(Loss) before tax from continuing operations		(110.93)	70.12
Tax expense:			
Current tax		-	17.65
Profit/(Loss) for the year from continuing operations		(110.93)	52.47
Other comprehensive income		-	-
Total other comprehensive income for the year, net of tax		-	-
Total comprehensive income/(loss) for the year, net of tax		(110.93)	52.47
Earnings per equity share:	17		
(1) Basic		(1.11)	0.52
(2) Diluted		(1.11)	0.52
Summary of significant accounting policies	3		

The accompanying notes are an integral part of the financial statements.

As per our report of even date

For **NAV RATN & CO LLP**
Firm Reg. No.: N500107
Chartered Accountants



Nitish Mittal
Partner
Membership No.: 095321



Place : Gurugram
Date : 26 May 2022

For and on behalf of the Board of Directors of
CAMAREDERIE PROPERTIES PRIVATE LIMITED


Kamal Malik
Director
DIN- 08129137


Priya Yadav
Director
DIN- 02401956

CAMELLIA PROPERTIES PRIVATE LIMITED
BALANCE SHEET AS AT 31 MARCH 2022
(Amount in rupees hundred, unless otherwise stated)

	Notes	As at 31 March 2022	As at 31 March 2021
ASSETS			
Current assets			
Financial assets			
Cash and cash equivalents	4	233.52	240.01
Other current assets	5	-	-
Total Assets		233.52	240.01
EQUITY AND LIABILITIES			
Equity			
Equity share capital	6	1,000.00	1,000.00
Other equity	7	(22,641.28)	(22,536.59)
Total equity		(21,641.28)	(21,536.59)
LIABILITIES			
Current liabilities			
Financial liabilities			
Trade payables	8	-	-
-total outstanding dues of micro and small enterprises		59.00	59.00
-total outstanding dues other than micro and small enterprises		21,815.80	21,717.60
Other current liabilities	9	21,874.80	21,776.60
Total liabilities		233.52	240.01

Total equity and liabilities

Summary of significant accounting policies

3

The accompanying notes are an integral part of the financial statements.

As per our report of even date


For Sanjay Rastogi & Associates
Firm registration No : 014056N
Chartered Accountants




CA Sanjay Rastogi
Proprietor
Membership No. : 075033



For and on behalf of the Board of Directors of
CAMELLIA PROPERTIES PRIVATE LIMITED


Dhiraj Kumar Singh
Director
DIN-08375395


Manish Kumar
Director
DIN-08376582

Place : New Delhi
Date : 26 May 2022

CAMELLIA PROPERTIES PRIVATE LIMITED
STATEMENT OF PROFIT AND LOSS FOR THE YEAR ENDED 31 MARCH 2022
(Amount in rupees hundred, unless otherwise stated)

Particulars	Notes	31 March 2022	31 March 2021
Revenue from operations		-	-
Total income		-	-
Expenses			
Finance costs	10	6.49	6.51
Other expenses	11	98.20	95.07
Total Expenses		104.69	101.58
(Loss) before tax from continuing operations		(104.69)	(101.58)
Tax expense:			
Current tax		-	-
(Loss) for the year from continuing operations		(104.69)	(101.58)
Other comprehensive income		-	-
Total other comprehensive (loss) for the year, net of tax		-	-
Total comprehensive income/(loss) for the year, net of tax		(104.69)	(101.58)
Earnings per equity share:	12		
Basic (Rs.)		(1.05)	(1.02)
Diluted (Rs.)		(1.05)	(1.02)

Summary of significant accounting policies

3

The accompanying notes are an integral part of the financial statements.

As per our report of even date


For Sanjay Rastogi & Associates
Firm registration No : 014056N
Chartered Accountants




CA Sanjay Rastogi
Proprietor
Membership No. : 075033



For and on behalf of the Board of Directors of
CAMELLIA PROPERTIES PRIVATE LIMITED


Dhiraj Kumar Singh
Director
DIN-08375395


Manish Kumar
Director
DIN-08376582

Place : New Delhi
Date : 26 May 2022

CAPEX PROJECTS PRIVATE LIMITED
BALANCE SHEET AS AT 31 MARCH 2022
(Amount in rupees hundred, unless otherwise stated)

	Notes	As at 31 March 2022	As at 31 March 2021
ASSETS			
Current assets			
Inventories	4	9,35,647.09	9,35,647.09
Financial assets			
Cash and cash equivalents	5	522.97	880.37
Other financial assets	6	6,759.86	6,759.86
Other current assets	7	5,043.03	4,469.82
Total Assets		9,47,972.95	9,47,757.14
EQUITY AND LIABILITIES			
Equity			
Equity share capital	8	1,000.00	1,000.00
Other equity	9	(1,01,982.07)	(1,01,864.14)
Total equity		(1,00,982.07)	(1,00,864.14)
LIABILITIES			
Current liabilities			
Financial liabilities			
Trade payables	10	-	-
-total outstanding dues of micro and small enterprises		59.00	59.00
-total outstanding dues other than micro and small enterprises	11	10,48,896.02	10,48,562.28
Other current liabilities		10,48,955.02	10,48,621.28
Total liabilities		9,47,972.95	9,47,757.14
Total Equity and Liabilities		9,47,972.95	9,47,757.14

Summary of significant accounting policies

3

The accompanying notes are an integral part of the financial statements.

As per our report of even date

For NAVRATN & CO LLP
Firm Reg. No.: N500107
Chartered Accountants



Nitish Mittal


Partner

Membership No.: 095371



For and on behalf of the Board of Directors of
CAPEX PROJECTS PRIVATE LIMITED


Priya Yadav
Director
DIN- 09401956


Anil Kumar Beniwal
Director
DIN- 08129129

Place : Gurugram
Date : 26 May 2022

CAPEX PROJECTS PRIVATE LIMITED
STATEMENT OF PROFIT AND LOSS FOR THE YEAR ENDED 31 MARCH 2022
(Amount in rupees hundred, unless otherwise stated)

Particulars	Notes	31 March 2022	31 March 2021
Other income	12	1,610.10	-
Total Income		1,610.10	-
Expenses			
Finance costs	13	6.49	6.49
Other expenses	14	1,721.54	3,072.67
Total Expenses		1,728.03	3,079.16
Profit/ (Loss) before tax from continuing operations		(117.93)	(3,079.16)
Tax expense:			
Current tax		-	-
Profit/ (Loss) for the year from continuing operations		(117.93)	(3,079.16)
Other comprehensive income		-	-
Total other comprehensive income for the year, net of tax		-	-
Total comprehensive income/(loss) for the year, net of tax		(117.93)	(3,079.16)
Earnings per equity share:	15		
(1) Basic (Rs.)		(1.18)	(30.79)
(2) Diluted (Rs.)		(1.18)	(30.79)

Summary of significant accounting policies

3

The accompanying notes are an integral part of the financial statements.

As per our report of even date

For N A V R A T N & C O L L P
Firm Reg. No.: N500107
Chartered Accountants

Nirish Mittal
Partner
Membership No.: 095377



For and on behalf of the Board of Directors of
CAPEX PROJECTS PRIVATE LIMITED

Priya Yadav
Director
DIN- 09401956

Anil Kumar Beniwal
Director
DIN- 08129129

Place : Gurugram
Date : 26 May 2022

CASING PROPERTIES PRIVATE LIMITED
BALANCE SHEET AS AT 31 MARCH 2022
(Amount in rupees hundred, unless otherwise stated)

	Notes	As at 31 March 2022	As at 31 March 2021
ASSETS			
Current assets			
Inventories	4	3,00,862.10	3,00,862.10
Financial assets			
Cash and cash equivalents	5	237.79	202.67
Other financial assets	6	42,888.82	42,888.82
		3,43,988.71	3,43,953.59
Total Assets		3,43,988.71	3,43,953.59
EQUITY AND LIABILITIES			
Equity			
Equity share capital	7	1,000.00	1,000.00
Other equity	8	(21,029.58)	(19,369.99)
Total equity		(20,029.58)	(18,369.99)
LIABILITIES			
Current liabilities			
Financial liabilities			
Trade payables	9	-	-
-total outstanding dues of micro and small enterprises		59.00	59.00
-total outstanding dues other than micro and small			
Other current liabilities	10	3,63,959.29	3,62,264.58
Total liabilities		3,64,018.29	3,62,323.58
Total Equity and Liabilities		3,43,988.71	3,43,953.59
Summary of significant accounting policies	3		

The accompanying notes are an integral part of the financial statements.

As per our report of even date

For Rajeev & Ajay
Firm registration No : 009977N
Chartered Accountants

Rajeev Sabharwal
Partner
Membership No. : 084833



For and on behalf of the Board of Directors of
CASING PROPERTIES PRIVATE LIMITED

Akshat Maheshwari
Director
DIN-07504909

Suman Jain
Director
DIN-08385675

Akshat

Suman

Place : New Delhi
Date : 26 May 2022

CASING PROPERTIES PRIVATE LIMITED
STATEMENT OF PROFIT AND LOSS FOR THE YEAR ENDED 31 MARCH 2022
(Amount in rupees hundred, unless otherwise stated)

Particulars	Notes	31 March 2022	31 March 2021
Other income		-	-
Total Income		-	-
EXPENSES			
Finance costs	11	6.91	6.49
Other expenses	12	1,652.68	121.79
Total Expenses		1,659.59	128.28
Profit/(Loss) before tax from continuing operations		(1,659.59)	(128.28)
Tax expense:			
Current tax		-	-
Profit/(Loss) for the year from continuing operations		(1,659.59)	(128.28)
Other comprehensive income		-	-
Total other comprehensive income for the year, net of tax		-	-
Total comprehensive income/(loss) for the year, net of tax		(1,659.59)	(128.28)
Earnings per equity share:	13		
(1) Basic (Rs.)		(16.60)	(1.28)
(2) Diluted (Rs.)		(16.60)	(1.28)

Summary of significant accounting policies 3

The accompanying notes are an integral part of the financial statements.

As per our report of even date

For Rajeev & Ajay
Firm registration No : 009977N
Chartered Accountants

Rajeev Subbarwal
Partner
Membership No. : 084832



For and on behalf of the Board of Directors of
CASING PROPERTIES PRIVATE LIMITED

Akshat Maheshwari
Director
DIN-07504909

Suman Jain
Director
DIN-08385675

Place : New Delhi
Date : 26 May 2022

CATS EYE PROPERTIES PRIVATE LIMITED
BALANCE SHEET AS AT 31 MARCH 2022
(Amount in rupees hundred, unless otherwise stated)

	Notes	As at 31 March 2022	As at 31 March 2021
ASSETS			
Current assets			
Inventories	4	5,87,348.95	5,87,348.95
Financial assets			
Cash and cash equivalents	5	212.00	218.49
Total Assets		5,87,560.95	5,87,567.44
EQUITY AND LIABILITIES			
Equity			
Equity share capital	6	1,000.00	1,000.00
Other equity	7	37,771.00	37,881.92
Total equity		38,771.00	38,881.92
LIABILITIES			
Current liabilities			
Financial liabilities			
Trade payables	8	-	-
-total outstanding dues of micro and small enterprises		-	-
-total outstanding dues other than micro and small enterprises		59.00	59.00
Other current liabilities	9	5,48,730.95	5,48,626.52
Total liabilities		5,48,789.95	5,48,685.52
Total Equity and Liabilities		5,87,560.95	5,87,567.44

Summary of significant accounting policies

3

The accompanying notes are an integral part of the financial statements.

As per our report of even date

For **NAVRATN & CO LLP**
Firm registration No.: N500107
Chartered Accountants

Mish Mittal
Partner
Membership No.: 095371



For and on behalf of the Board of Directors of
CATS EYE PROPERTIES PRIVATE LIMITED

Neeru Sareen
Director
DIN- 08383149

Kamal Malik
Director
DIN- 08129137

Place : Gurugram
Date : 26 May 2022

CAT'S EYE PROPERTIES PRIVATE LIMITED
STATEMENT OF PROFIT AND LOSS FOR THE YEAR ENDED 31 MARCH 2022
(Amount in rupees hundred, unless otherwise stated)

Particulars	Notes	31 March 2022	31 March 2021
Revenue from operations		-	-
Total income		-	-
EXPENSES			
Finance costs	10	6.49	6.49
Other expenses	11	104.44	118.67
Total Expenses		110.93	125.16
(Loss) before tax from continuing operations		(110.93)	(125.16)
Tax expense:			
Current tax		-	-
(Loss) for the year from continuing operations		(110.93)	(125.16)
Other comprehensive income		-	-
Total other comprehensive income for the year, net of tax		-	-
Total comprehensive income/(loss) for the year, net of tax		(110.93)	(125.16)
Earnings per equity share:	12		
(1) Basic		(1.11)	(1.25)
(2) Diluted		(1.11)	(1.25)
Summary of significant accounting policies	3		

The accompanying notes are an integral part of the financial statements.

As per our report of even date

For NAVRATN & CO LLP
Firm registration No.: N500107
Chartered Accountants



Nitisha Mittal
Partner
Membership No.: 09537



Place : Gurugram
Date : 26 May 2022

For and on behalf of the Board of Directors of
CAT'S EYE PROPERTIES PRIVATE LIMITED


Neeru Sareen
Director
DIN- 08383149


Kamal Malik
Director
DIN- 08129137

CHARBHUJA PROPERTIES PRIVATE LIMITED
BALANCE SHEET AS AT 31 MARCH 2022
(Amount in rupees hundred, unless otherwise stated)

ASSETS

Current assets

Inventories	
Financial assets	
Cash and cash equivalents	
Other financial assets	
Current tax assets (net)	

Total Assets

EQUITY AND LIABILITIES

Equity

Equity share capital	
Other equity	
Total equity	

LIABILITIES

Current liabilities

Financial liabilities	
Trade payables	
-total outstanding dues of micro and small enterprises	
-total outstanding dues other than micro and small enterprises	
Other current liabilities	
Total liabilities	

Total Equity and Liabilities

Summary of significant accounting policies

The accompanying notes are an integral part of the financial statements.

As per our report of even date

For NAVRATN & CO LLP

Firm registration No.: N500107

Chartered Accountants

Nitish Mittal

Partner

Membership No.: 095371



Notes	As at 31 March 2022	As at 31 March 2021
4	66,13,512.60	72,33,719.13
5	214.76	221.25
6	3,23,845.98	-
7	-	-
	69,37,573.34	72,33,940.38
8	1,000.00	1,000.00
9	8,559.06	8,304.99
	9,559.06	9,304.99
10	-	-
	59.00	59.00
11	69,27,955.28	72,24,576.40
	69,28,014.28	72,24,635.40
	69,37,573.34	72,33,940.38

3

For and on behalf of the Board of Directors of

CHARBHUJA PROPERTIES PRIVATE LIMITED

Naveen Chauhan
Director
DIN-08595719

Neeru Sareen
Director
DIN-08383149

Place : Gurugram
Date : 26 May 2022

CHARBHUJA PROPERTIES PRIVATE LIMITED
STATEMENT OF PROFIT AND LOSS FOR THE YEAR ENDED 31 MARCH 2022
(Amount in rupees hundred, unless otherwise stated)

Particulars	Notes	31 March 2022	31 March 2021
Revenue from operations	12	361.88	606.77
Total Income		361.88	606.77
Expenses			
Finance costs	13	6.49	7.73
Other expenses	14	101.32	122.91
Total Expenses		107.81	130.64
Profit/(Loss) before tax from continuing operations		254.07	476.13
Tax expense:			
Current tax		-	-
Profit/(Loss) for the year from continuing operations		254.07	476.13
Other comprehensive income		-	-
Total other comprehensive income/(loss) for the year, net of tax		-	-
Total comprehensive income/(loss) for the year, net of tax		254.07	476.13
Earnings per equity share:	15		
(1) Basic		2.54	4.76
(2) Diluted		2.54	4.76

Summary of significant accounting policies 3

The accompanying notes are an integral part of the financial statements.

As per our report of even date

For N A V R A T N & CO LLP
Firm registration No.: N500107
Chartered Accountants


Nitish Mittal
Partner
Membership No.: 095371



For and on behalf of the Board of Directors of
CHARBHUJA PROPERTIES PRIVATE LIMITED


Naveen Chauhan
Director
DIN-08595719


Neeru Sareen
Director
DIN-08383149

Place : Gurugram
Date : 26 May 2022

CHARISMATIC REALTORS PRIVATE LIMITED
BALANCE SHEET AS AT 31 MARCH 2022
(Amount in rupees hundred, unless otherwise stated)

	Notes	As at 31 March 2022	As at 31 March 2021
ASSETS			
Current assets			
Inventories	4	1,90,137.13	1,88,140.00
Financial assets			
Cash and cash equivalents	5	268.35	245.05
Current tax assets (net)	6	7.14	7.14
Total Assets		1,90,412.62	1,88,392.19
EQUITY AND LIABILITIES			
Equity			
Equity share capital	7	1,000.00	1,000.00
Other equity	8	11,629.70	11,737.51
Total equity		12,629.70	12,737.51
LIABILITIES			
Current liabilities			
Financial liabilities			
Trade payables	9	-	-
-total outstanding dues of micro and small enterprises		59.00	59.00
-total outstanding dues other than micro and small enterprises	10	1,77,723.92	1,75,595.68
Other current liabilities			
Total liabilities		1,77,782.92	1,75,654.68
Total Equity and Liabilities		1,90,412.62	1,88,392.19
Summary of significant accounting policies	3		

The accompanying notes are an integral part of the financial statements.

As per our report of even date


For N A V R A T N & C O L L P
Firm Reg. No.: N500107
Chartered Accountants


Nitish Mittal
Partner
Membership No.: 095377



For and on behalf of the Board of Directors of
CHARISMATIC REALTORS PRIVATE LIMITED


Necru Sareen
Director
DIN- 08383149


Pankaj Kishore Chaturvedi
Director
DIN- 07119298

Place : Gurugram
Date : 26 May 2022

CHARISMATIC REALTORS PRIVATE LIMITED
STATEMENT OF PROFIT AND LOSS FOR THE YEAR ENDED 31 MARCH 2022
(Amount in rupees hundred, unless otherwise stated)

Particulars	Notes	31 March 2022	31 March 2021
Revenue from operations		-	-
Total Income		-	-
Expenses			
Finance costs	11	6.49	6.49
Other expenses	12	101.32	95.07
Total Expenses		107.81	101.56
(Loss) before tax from continuing operations		(107.81)	(101.56)
Tax expense:			
Current tax		-	-
(Loss) for the year from continuing operations		(107.81)	(101.56)
Other comprehensive income		-	-
Total other comprehensive income for the year, net of tax		-	-
Total comprehensive (loss) for the year, net of tax		(107.81)	(101.56)
Earnings per equity share:	13		
(1) Basic (Rs.)		(1.08)	(1.02)
(2) Diluted (Rs.)		(1.08)	(1.02)

Summary of significant accounting policies

3

The accompanying notes are an integral part of the financial statements.

As per our report of even date

For **NAV RATN & CO LLP**
Firm Reg. No.: N500107
Chartered Accountants

Nish Mittal
Partner

Membership No.: 093371



Place : Gurugram
Date : 26 May 2022

For and on behalf of the Board of Directors of
CHARISMATIC REALTORS PRIVATE LIMITED

Neeru Sareen
Director
DIN- 08383149

Pankaj Kishore Chaturvedi
Director
DIN- 07119298

CHINTZ CONBUILD PRIVATE LIMITED
BALANCE SHEET AS AT 31 MARCH 2022
(Amount in rupees hundred, unless otherwise stated)

	Notes	As at 31 March 2022	As at 31 March 2021
ASSETS			
Current assets			
Inventories	4	12,57,387.83	12,57,387.83
Financial assets			
Cash and cash equivalents	5	238.70	245.19
Other financial assets	6	73,989.72	73,989.72
Other current assets	7	-	-
		13,31,616.25	13,31,622.74
Total Assets		13,31,616.25	13,31,622.74
EQUITY AND LIABILITIES			
Equity			
Equity share capital	8	1,000.00	1,000.00
Other equity	9	(4,294.61)	(4,189.91)
Total equity		(3,294.61)	(3,189.91)
LIABILITIES			
Current liabilities			
Financial liabilities			
Trade payables	10	-	-
-total outstanding dues of micro and small enterprises		59.00	59.00
-total outstanding dues other than micro and small	11	13,34,851.86	13,34,753.65
Other current liabilities		13,34,910.86	13,34,812.65
Total liabilities		13,31,616.25	13,31,622.74
Total Equity and Liabilities		13,31,616.25	13,31,622.74
Summary of significant accounting policies	3		

The accompanying notes are an integral part of the financial statements.

As per our report of even date

For Rajeev & Ajay
Firm registration No : 009977N
Chartered Accountants

Rajeev Sabharwal
Partner
Membership No. : 084833



For and on behalf of the Board of Directors of
CHINTZ CONBUILD PRIVATE LIMITED

Pankaj

Pankaj Kishore Chaturvedi
Director
DIN-07119298

Neeru

Neeru Sareen
Director
DIN-08383149

Place : New Delhi
Date : 26 May 2022

CHINTZ CONBUILD PRIVATE LIMITED
STATEMENT OF PROFIT AND LOSS FOR THE YEAR ENDED 31 MARCH 2022
(Amount in rupees hundred, unless otherwise stated)

Particulars	Notes	31 March 2022	31 March 2021
Revenue from operations		-	-
Total Income		-	-
EXPENSES			
Finance costs	12	6.50	6.49
Other expenses	13	98.20	118.67
Total Expenses		104.70	125.16
Profit/(Loss) before tax from continuing operations		(104.70)	(125.16)
Tax expense:			
Current tax		-	-
Profit/(Loss) for the year from continuing operations		(104.70)	(125.16)
Other comprehensive income		-	-
Total other comprehensive income for the year, net of tax		-	-
Total comprehensive (loss) for the year, net of tax		(104.70)	(125.16)
Earnings per equity share:	14		
(1) Basic		(1.05)	(0.01)
(2) Diluted		(1.05)	(0.01)
Summary of significant accounting policies	3		

The accompanying notes are an integral part of the financial statements.

As per our report of even date

For Rajeev & Ajay
Firm registration No : 009977N
Chartered Accountants

Rajeev Sabharwal
Partner
Membership No. : 084833



For and on behalf of the Board of Directors of
CHINTZ CONBUILD PRIVATE LIMITED

Pankaj

Pankaj Kishore Chaturvedi
Director
DIN-07119298

Neeru

Neeru Sareen
Director
DIN-08383149

Place : New Delhi
Date : 26 May 2022

CHIRAYU BUILDTECH PRIVATE LIMITED
BALANCE SHEET AS AT 31 MARCH 2022
(Amount in rupees hundred, unless otherwise stated)

	Notes	As at 31 March 2022	As at 31 March 2021
ASSETS			
Current assets			
Inventories	4	-	-
Financial assets			
Cash and cash equivalents	5	271.60	278.09
Other financial assets	6	12,01,510.07	12,01,510.07
Current tax assets (net)	7	4,548.67	4,548.67
Total Assets		12,06,330.34	12,06,336.83
EQUITY AND LIABILITIES			
Equity			
Equity share capital	8	1,000.00	1,000.00
Other equity	9	(54,718.08)	(54,608.39)
Total equity		(53,718.08)	(53,608.39)
LIABILITIES			
Current liabilities			
Financial liabilities			
Trade payables	10	-	-
-total outstanding dues of micro and small enterprises		-	-
-total outstanding dues other than micro and small enterprises		59.00	82.60
Other current liabilities	11	12,59,989.43	12,59,862.63
Total liabilities		12,60,048.43	12,59,945.23
Total Equity and Liabilities		12,06,330.34	12,06,336.83
Summary of significant accounting policies	3		

The accompanying notes are an integral part of the financial statements.

As per our report of even date

For Rajeev & Ajay
Firm registration No : 009977N
Chartered Accountants

Rajeev Sahbharwal
Partner
Membership No. : 084833



For and on behalf of the Board of Directors of
CHIRAYU BUILDTECH PRIVATE LIMITED

Neha Jain
Director
DIN-09525624

Neeru Sareen
Director
DIN-08383149

Place : New Delhi
Date : 26 May 2022

CHIRAYU BUILDTECH PRIVATE LIMITED
STATEMENT OF PROFIT AND LOSS FOR THE YEAR ENDED 31 MARCH 2022
(Amount in rupees hundred, unless otherwise stated)

Particulars	Notes	31 March 2022	31 March 2021
INCOME			
Revenue from operations		-	-
Total Income		-	-
EXPENSES			
Finance costs	12	6.49	6.49
Other expenses	13	103.20	146.27
Total Expenses		109.69	152.76
Profit/(Loss) before tax from continuing operations		(109.69)	(152.76)
Tax expense:			
Current tax		-	-
Profit/(Loss) for the year from continuing operations		(109.69)	(152.76)
Other comprehensive income		-	-
Total other comprehensive income for the year, net of tax		-	-
Total comprehensive (loss)/income for the year, net of tax		(109.69)	(152.76)
Earnings per equity share:	14		
(1) Basic		(1.10)	(1.53)
(2) Diluted		(1.10)	(1.53)
Summary of significant accounting policies	3		

The accompanying notes are an integral part of the financial statements.

As per our report of even date

For Rajeev & Ajay
Firm registration No : 009917N
Chartered Accountants

Rajeev Sabharwal
Partner
Membership No. : 084833



For and on behalf of the Board of Directors of
CHIRAYU BUILDTECH PRIVATE LIMITED

Neha Jain
Director
DIN-09525624

Neeru Sareen
Director
DIN-08383149

Place : New Delhi
Date : 26 May 2022

CHOIR DEVELOPERS PRIVATE LIMITED
BALANCE SHEET AS AT 31 MARCH 2022
(Amount in rupees hundred, unless otherwise stated)

	Notes	As at 31 March 2022	As at 31 March 2021
ASSETS			
Current assets			
Inventories	4	28,11,066.72	28,08,100.15
Financial assets			
Cash and cash equivalents	5	236.84	204.76
Other current assets	6	-	-
Total Assets		28,11,303.56	28,08,304.91
EQUITY AND LIABILITIES			
Equity			
Equity share capital	7	1,000.00	1,000.00
Other equity	8	(5,592.18)	(5,487.49)
Total equity		(4,592.18)	(4,487.49)
LIABILITIES			
Current liabilities			
Financial liabilities			
Trade payables	9	-	-
-total outstanding dues of micro and small enterprises		59.00	59.00
-total outstanding dues other than micro and small enterprises	10	28,15,836.74	28,12,733.40
Other current liabilities		28,15,895.74	28,12,792.40
Total liabilities		28,11,303.56	28,08,304.91
Total Equity and Liabilities		28,11,303.56	28,08,304.91
Summary of significant accounting policies	3		

The accompanying notes are an integral part of the financial statements.

As per our report of even date

For Rajeev & Ajay
Firm registration No : 009977N
Chartered Accountants

Rajeev Sabharwal
Partner
Membership No. : 084833



For and on behalf of the Board of Directors of
CHOIR DEVELOPERS PRIVATE LIMITED

Neha Jain
Director
DIN-09525624

Neeru Sareen
Director
DIN-08383149

Place : New Delhi
Date : 26 May 2022

CHOIR DEVELOPERS PRIVATE LIMITED
STATEMENT OF PROFIT AND LOSS FOR THE YEAR ENDED 31 MARCH 2022
(Amount in rupees hundred, unless otherwise stated)

Particulars	Notes	31 March 2022	31 March 2021
Revenue from operations		-	-
Total Income		-	-
EXPENSES			
Finance costs	11	6.49	6.49
Other expenses	12	98.20	118.67
Total Expenses		104.69	125.16
Profit/(Loss) before tax from continuing operations		(104.69)	(125.16)
Tax expense:			
Current tax		-	-
Profit/(Loss) for the year from continuing operations		(104.69)	(125.16)
Other comprehensive income		-	-
Total other comprehensive income for the year, net of tax		-	-
Total comprehensive income/(loss) for the year, net of tax		(104.69)	(125.16)
Earnings per equity share:	13		
(1) Basic		(1.05)	(1.25)
(2) Diluted		(1.05)	(1.25)

Summary of significant accounting policies

3

The accompanying notes are an integral part of the financial statements.

As per our report of even date

For **Rajeev & Ajay**
Firm registration No. 009977N
Chartered Accountants

Rajeev Sabharwal
Partner
Membership No. : 084833



For and on behalf of the Board of Directors of
CHOIR DEVELOPERS PRIVATE LIMITED

Neha Jain
Neha Jain
Director
DIN-09525624

Neeru Sareen
Neeru Sareen
Director
DIN-08383149

Place : New Delhi
Date : 26 May 2022

CHUM PROPERTIES PRIVATE LIMITED
BALANCE SHEET AS AT 31 MARCH 2022
(Amount in rupees hundred, unless otherwise stated)

	Notes	As at 31 March 2022	As at 31 March 2021
ASSETS			
Current assets			
Inventories	4	28,09,390.06	28,07,494.46
Financial assets			
Cash and cash equivalents	5	228.49	204.52
Other current assets	6	-	-
Total Assets		28,09,618.55	28,07,698.98
EQUITY AND LIABILITIES			
Equity			
Equity share capital	7	1,000.00	1,000.00
Other equity	8	(3,384.32)	(3,279.63)
Total equity		(2,384.32)	(2,279.63)
LIABILITIES			
Current liabilities			
Financial liabilities			
Trade payables	9	-	-
-total outstanding dues of micro and small enterprises		59.00	59.00
-total outstanding dues other than micro and small enterprises	10	28,11,943.87	28,09,919.61
Other current liabilities			
Total liabilities		28,12,002.87	28,09,978.61
Total Equity and Liabilities		28,09,618.55	28,07,698.98
Summary of significant accounting policies	3		

The accompanying notes are an integral part of the financial statements.

As per our report of even date

For Rajeev & Ajay
Firm registration No : 009977N
Chartered Accountants

Rajeev Sabharwal
Partner
Membership No. : 084833



For and on behalf of the Board of Directors of
CHUM PROPERTIES PRIVATE LIMITED

Praveen Kumar Madan
Director
DIN-08595762

Neeru Sareen
Director
DIN-08383149

Place : New Delhi
Date : 26 May 2022

CHUM PROPERTIES PRIVATE LIMITED
STATEMENT OF PROFIT AND LOSS FOR THE YEAR ENDED 31 MARCH 2022
(Amount in rupees hundred, unless otherwise stated)

Particulars		31 March 2022	31 March 2021
Revenue from operations		-	-
Total Income		-	-
EXPENSES			
Finance costs	11	6.49	6.49
Other expenses	12	98.20	118.67
Total Expenses		104.69	125.16
Profit/(Loss) before tax from continuing operations		(104.69)	(125.16)
Tax expense:			
Current tax		-	-
Profit/(Loss) for the year from continuing operations		(104.69)	(125.16)
Other comprehensive income		-	-
Total other comprehensive income for the year, net of tax		-	-
Total comprehensive (loss) for the year, net of tax		(104.69)	(125.16)
Earnings per equity share:	13		
(1) Basic		(1.05)	(1.25)
(2) Diluted		(1.05)	(1.25)

Summary of significant accounting policies 3

The accompanying notes are an integral part of the financial statements.

As per our report of even date

For Rajeev & Ajay
Firm registration No : 009977M
Chartered Accountants

Rajeev Sabharwal
Partner
Membership No : 884833

Place : New Delhi
Date : 26 May 2022

For and on behalf of the Board of Directors of
CHUM PROPERTIES PRIVATE LIMITED

Praveen Kumar Madh **Neeru Sareen**
Director Director
DIN-08595762 DIN-08383149

COMPACT PROJECTS PRIVATE LIMITED
BALANCE SHEET AS AT 31 MARCH 2022
(Amount in rupees, unless otherwise stated)

	Notes	As at 31 March 2022	As at 31 March 2021
ASSETS			
Current assets			
Inventories	4	4,98,331.04	4,98,331.04
Financial assets			
Cash and cash equivalents	5	240.26	246.75
Total Assets		4,98,571.30	4,98,577.79
EQUITY AND LIABILITIES			
Equity			
Equity share capital	6	1,000.00	1,000.00
Other equity	7	(5,681.93)	(5,576.36)
Total equity		(4,681.93)	(4,576.36)
LIABILITIES			
Current liabilities			
Financial liabilities			
Trade payables	8	-	-
-total outstanding dues of micro and small enterprises		59.00	59.00
-total outstanding dues other than micro and small enterprises			
Other current liabilities	9	5,03,194.23	5,03,095.15
Total liabilities		5,03,253.23	5,03,154.15
Total Equity and Liabilities		4,98,571.30	4,98,577.79
Summary of significant accounting policies	3		

The accompanying notes are an integral part of the financial statements.

As per our report of even date

For Rajeev & Ajay
Firm registration No : 009977N
Chartered Accountants

Rajeev Sahbharwal
Partner
Membership No : 084833



For and on behalf of the Board of Directors of
COMPACT PROJECTS PRIVATE LIMITED

Shaji Kumar Sasidharan
Director
DIN-07119343

Mayank Sharma
Director
DIN-08129100

Place : New Delhi
Date : 26 May 2022

COMPACT PROJECTS PRIVATE LIMITED
STATEMENT OF PROFIT AND LOSS FOR THE YEAR ENDED 31 MARCH 2022
(Amount in rupees, unless otherwise stated)

Particulars	Notes	31 March 2022	31 March 2021
Revenue from operations		-	-
Total Income		-	-
EXPENSES			
Finance costs	10	6.49	6.49
Other expenses	11	99.08	122.66
Total Expenses		105.57	129.15
Profit/(Loss) before tax from continuing operations		(105.57)	(129.15)
Tax expense:			
Current tax		-	-
Profit/(Loss) for the year from continuing operations		(105.57)	(129.15)
Other comprehensive income		-	-
Total other comprehensive income for the year, net of tax		-	-
Total comprehensive (loss) for the year, net of tax		(105.57)	(129.15)
Earnings per equity share:	12		
(1) Basic		(1.06)	(1.29)
(2) Diluted		(1.06)	(1.29)

Summary of significant accounting policies

3

The accompanying notes are an integral part of the financial statements.

As per our report of even date

For Rajeev & Ajay

Firm registration No : 009977N
Chartered Accountants

Rajeev Saharwal

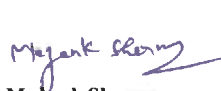
Partner

Membership No. : 054833



For and on behalf of the Board of Directors of
COMPACT PROJECTS PRIVATE LIMITED


Shakti Kumar Sasidharan
Director
DIN-07119343


Mayank Sharma
Director
DIN-08129100

Place : New Delhi
Date : 26 May 2022

CONSUMMATE PROPERTIES PRIVATE LIMITED
BALANCE SHEET AS AT 31 MARCH 2022
(Amount in rupees hundred, unless otherwise stated)

	Notes	As at 31 March 2022	As at 31 March 2021
ASSETS			
Current assets			
Inventories	4	27,72,905.46	31,60,818.76
Financial assets			
Cash and cash equivalents	5	1,014.39	960.09
Other financial assets	6	5,07,328.74	-
Total Assets		32,81,248.59	31,61,778.85
EQUITY AND LIABILITIES			
Equity			
Equity share capital	7	1,000.00	1,000.00
Other equity	8	(6,916.40)	(6,215.37)
Total equity		(5,916.40)	(5,215.37)
LIABILITIES			
Current liabilities			
Financial liabilities			
Trade payables	9	-	-
-total outstanding dues of micro and small enterprises		59.00	59.00
-total outstanding dues other than micro and small enterprises		-	-
Other current liabilities	10	32,87,105.99	31,66,935.22
Total liabilities		32,87,164.99	31,66,994.22
Total Equity and Liabilities		32,81,248.59	31,61,778.85
Summary of significant accounting policies			
	3		

The accompanying notes are an integral part of the financial statements.

As per our report of even date

For N A V R A T N & CO LLP
Firm Reg. No.: N500107
Chartered Accountants



Nitish Mittal
Partner
Membership No.: 095371



For and on behalf of the Board of Directors of
CONSUMMATE PROPERTIES PRIVATE LIMITED



Neeru Sareen
Director
DIN- 08383149



Mitrakant
Director
DIN- 08528740

Place : Gurugram
Date : 26 May 2022

CONSUMMATE PROPERTIES PRIVATE LIMITED
STATEMENT OF PROFIT AND LOSS FOR THE YEAR ENDED 31 MARCH 2022
(Amount in rupees hundred, unless otherwise stated)

Particulars	Notes	31 March 2022	31 March 2021
Other income		-	-
Total Income		-	-
EXPENSES			
Finance costs	11	6.59	6.49
Other expenses	12	694.44	118.67
Total Expenses		701.03	125.16
(Loss) before tax from continuing operations		(701.03)	(125.16)
Tax expense:			
Current tax		-	-
(Loss) for the year from continuing operations		(701.03)	(125.16)
Other comprehensive income		-	-
Total other comprehensive income for the year, net of tax		-	-
Total comprehensive (loss) for the year, net of tax		(701.03)	(125.16)
Earnings per equity share:	13		
(1) Basic		(7.01)	(1.25)
(2) Diluted		(7.01)	(1.25)
Summary of significant accounting policies	3		

The accompanying notes are an integral part of the financial statements.

As per our report of even date


For **NAV RATN & CO LLP**
Firm Reg. No.: N500107
Chartered Accountants


Nitish Mittal
Partner
Membership No.: 095371



For and on behalf of the Board of Directors of
CONSUMMATE PROPERTIES PRIVATE LIMITED


Neeru Sareen
Director
DIN- 08383149


Mitrakant
Director
DIN- 08528740

Place : Gurugram
Date : 26 May 2022

CROCK BUILDWELL PRIVATE LIMITED
BALANCE SHEET AS AT 31 MARCH 2022
(Amount in rupees hundred, unless otherwise stated)

ASSETS

Current assets

Inventories

Financial assets

Cash and cash equivalents

Other financial assets

Total Assets

EQUITY AND LIABILITIES

Equity

Equity share capital

Other equity

Total equity

LIABILITIES

Current liabilities

Financial liabilities

Trade payables

-total outstanding dues of micro and small enterprises

-total outstanding dues other than micro and small enterprises

Other current liabilities

Current tax liabilities (net)

Total liabilities

Total Equity and Liabilities

Summary of significant accounting policies

The accompanying notes are an integral part of the financial statements.

As per our report of even date

For N A V R A T N & CO LLP

Firm registration No.: N500107

Chartered Accountants


Nitish Mittal

Partner

Membership No.: 095371




Place : Gurugram

Date : 26 May 2022

Notes	As at 31 March 2022	As at 31 March 2021
4	52,403.88	2,95,592.70
5	385.63	392.12
6	1,03,695.82	1,03,695.82
	1,56,485.33	3,99,680.64
7	1,000.00	1,000.00
8	(7,177.18)	(7,163.90)
	(6,177.18)	(6,163.90)
9	-	-
	59.00	59.00
10	1,62,525.96	4,05,707.99
11	77.55	77.55
	1,62,662.51	4,05,844.54
	1,56,485.33	3,99,680.64
3		

For and on behalf of the Board of Directors of
CROCK BUILDWELL PRIVATE LIMITED


Anil Kumar Beniwal

Director

DIN- 08129129


Neelu

Director

DIN- 08860672

CROCK BUILDWELL PRIVATE LIMITED
STATEMENT OF PROFIT AND LOSS FOR THE YEAR ENDED 31 MARCH 2022
(Amount in rupees hundred, unless otherwise stated)

Particulars	Notes	31 March 2022	31 March 2021
Revenue from operations	12	94.53	-
Total income		94.53	-
EXPENSES			
Finance costs	13	6.49	7.05
Other expenses	14	101.32	98.19
Total Expenses		107.81	105.24
(Loss) before tax from continuing operations		(13.28)	(105.24)
Tax expense:			
Current tax		-	-
(Loss) for the year from continuing operations		(13.28)	(105.24)
Other comprehensive income		-	-
Total other comprehensive income for the year, net of tax		-	-
Total comprehensive income/(loss) for the year, net of tax		(13.28)	(105.24)
Earnings per equity share:	15		
(1) Basic		(0.13)	(1.05)
(2) Diluted		(0.13)	(1.05)

Summary of significant accounting policies

3

The accompanying notes are an integral part of the financial statements.

As per our report of even date

For **NAVRA TN & CO LLP**
Firm registration No.: N500107
Chartered Accountants



Nishu Mittal
Partner

Membership No.: 095371



For and on behalf of the Board of Directors of
CROCK BUILDWELL PRIVATE LIMITED


Anil Kumar Beniwal
Director
DIN- 08129129


Neelu
Director
DIN- 08860672

Place : Gurugram
Date : 26 May 2022

CROCUS BUILDERS PRIVATE LIMITED
BALANCE SHEET AS AT 31 MARCH 2022
(Amount in rupees hundred, unless otherwise stated)

	Notes	As at 31 March 2022	As at 31 March 2021
ASSETS			
Current assets			
Inventories	4	30,56,125.20	34,52,823.30
Financial assets			
Cash and cash equivalents	5	196.52	203.01
Total Assets		30,56,321.72	34,53,026.31
EQUITY AND LIABILITIES			
Equity			
Equity share capital	6	1,000.00	1,000.00
Other equity	7	(2,525.83)	(8,276.33)
Total equity		(1,525.83)	(7,276.33)
LIABILITIES			
Current liabilities			
Financial liabilities			
Trade payables	8	-	-
-total outstanding dues of micro and small enterprises		59.00	59.00
-total outstanding dues other than micro and small enterprises	9	30,57,788.55	34,60,243.65
Other current liabilities			
Total liabilities		30,57,847.55	34,60,302.64
Total Equity and Liabilities		30,56,321.72	34,53,026.31
Summary of significant accounting policies	3		

The accompanying notes are an integral part of the financial statements.

As per our report of even date

For Rajeev & Ajay
Firm registration No.: 009977N
Chartered Accountants

Rajeev Sabharwal
Partner
Membership No.: 084833

For and on behalf of the Board of Directors of
CROCUS BUILDERS PRIVATE LIMITED

Mitrakant
Director
DIN-08528740

Neelu
Director
DIN-08860672

Place : New Delhi
Date : 26 May 2022

CROCUS BUILDERS PRIVATE LIMITED
STATEMENT OF PROFIT AND LOSS FOR THE YEAR ENDED 31 MARCH 2022
(Amount in rupees hundred, unless otherwise stated)

Particulars	Notes	31 March 2022	31 March 2021
INCOME			
Revenue from operations	10	7,872.51	-
Total Income		7,872.51	-
EXPENSES			
Finance costs	11	6.49	6.49
Other expenses	12	95.08	121.79
Total Expenses		101.57	128.28
Profit/(Loss) before tax from continuing operations		7,770.94	(128.28)
Tax expense:			
Current tax		2,020.44	-
Profit/(Loss) for the year from continuing operations		5,750.50	(128.28)
Other comprehensive income		-	-
Total other comprehensive income for the year, net of tax		-	-
Total comprehensive (loss) for the year, net of tax		5,750.50	(128.28)
Earnings per equity share:	13		
(1) Basic		57.51	(1.28)
(2) Diluted		57.51	(1.28)

Summary of significant accounting policies

3

The accompanying notes are an integral part of the financial statements.

As per our report of even date

For **Rajeev & Ajay**
Firm registration No. 009977N
Chartered Accountants

Rajeev Sabharwal
Partner
Membership No. : 084833

For and on behalf of the Board of Directors of
CROCUS BUILDERS PRIVATE LIMITED

Mitrakant
Director
DIN-08528740

Neelu
Director
DIN-08860672

Place : New Delhi
Date : 26 May 2022

CRONY BUILDERS PRIVATE LIMITED
BALANCE SHEET AS AT 31 MARCH 2022
(Amount in rupees hundred, unless otherwise stated)

	Notes	As at 31 March 2022	As at 31 March 2021
ASSETS			
Current assets			
Inventories	4	32,59,448.53	32,53,147.42
Financial assets			
Cash and cash equivalents	5	265.06	249.26
Total Assets		32,59,713.59	32,53,396.68
EQUITY AND LIABILITIES			
Equity			
Equity share capital	6	1,000.00	1,000.00
Other equity	7	(4,895.31)	(4,787.50)
Total equity		(3,895.31)	(3,787.50)
LIABILITIES			
Current liabilities			
Financial liabilities			
Trade payables	8	-	-
-total outstanding dues of micro and small enterprises		59.00	59.00
-total outstanding dues other than micro and small enterprises	9	32,63,549.89	32,57,125.18
Other current liabilities			
Total liabilities		32,63,608.89	32,57,184.18
Total Equity and Liabilities		32,59,713.58	32,53,396.67
Summary of significant accounting policies	3		

The accompanying notes are an integral part of the financial statements.

As per our report of even date

For Rajeev & Ajay
Firm registration No : 009977N
Chartered Accountants

Rajeev Sabharwal
Partner
Membership No. : 084833



For and on behalf of the Board of Directors of
CRONY BUILDERS PRIVATE LIMITED

Praveen Kumar Madan
Director
DIN-08595762

Priya Vadav
Director
DIN-89461956

Praveen Kumar Madan

Priya Vadav

Place : New Delhi
Date : 26 May 2022

CRONY BUILDERS PRIVATE LIMITED
STATEMENT OF PROFIT AND LOSS FOR THE YEAR ENDED 31 MARCH 2022
(Amount in rupees hundred, unless otherwise stated)

Particulars	Notes	31 March 2022	31 March 2021
Revenue from operations		-	-
Total Income (I)		-	-
EXPENSES			
Finance costs	10	6.49	5.59
Other expenses	11	101.32	118.67
Total Expenses (II)		107.81	124.26
Profit/(Loss) before tax from continuing operations (I-II)		(107.81)	(124.26)
Tax expense:			
Current tax		-	-
Profit/(Loss) for the year from continuing operations		(107.81)	(124.26)
Other comprehensive income		-	-
Total other comprehensive income for the year, net of tax		-	-
Total comprehensive (loss) for the year, net of tax		(107.81)	(124.26)
Earnings per equity share:	12		
(1) Basic		(1.08)	(1.24)
(2) Diluted		(1.08)	(1.24)

Summary of significant accounting policies

3

The accompanying notes are an integral part of the financial statements.

As per our report of even date

For Rajeev & Ajay
Firm registration No : 009977N
Chartered Accountants

Rajeev Sabharwal
Partner
Membership No. : 084833

For and on behalf of the Board of Directors of
CRONY BUILDERS PRIVATE LIMITED

Praveen Kumar Madan
Director
DIN-08595762

Priya Yadav
Director
DIN-09401956

Place : New Delhi
Date : 26 May 2022

DEEP JYOTI PROJECTS PRIVATE LIMITED
BALANCE SHEET AS AT 31 MARCH 2022
(Amount in rupees hundred, unless otherwise stated)

ASSETS

Current assets

- Inventories
- Financial assets
 - Cash and cash equivalents
- Current tax assets (net)

Total Assets

EQUITY AND LIABILITIES

Equity

- Equity share capital
- Other equity
- Total equity**

LIABILITIES

Current liabilities

- Financial liabilities
 - Trade payables
 - total outstanding dues of micro and small enterprises
 - total outstanding dues other than micro and small enterprises
- Other current liabilities
- Total liabilities**

Total Equity and Liabilities

Summary of significant accounting policies

The accompanying notes are an integral part of the financial statements.

As per our report of even date

For **NAV RATN & CO LLP**
Firm Reg. No.: N500107
Chartered Accountants

Nish Mittal
Partner
Membership No.: 095371



Notes	As at 31 March 2022	As at 31 March 2021
4	16,71,044.37	20,90,192.91
5	235.38	241.87
6	1,174.06	1,174.06
	16,72,453.81	20,91,608.84
7	1,000.00	1,000.00
8	12,411.80	3,756.63
	13,411.80	4,756.63
9	-	-
10	59.00	554.00
	16,58,983.00	20,86,298.21
	16,59,042.00	20,86,852.21
	16,72,453.81	20,91,608.84

3

For and on behalf of the Board of Directors of
DEEP JYOTI PROJECTS PRIVATE LIMITED

Purnima Nagal
Director
DIN-09296658

Neelu
Director
DIN-08860672

Place : Gurugram
Date : 26 May 2022

DEEP JYOTI PROJECTS PRIVATE LIMITED
STATEMENT OF PROFIT AND LOSS FOR THE YEAR ENDED 31 MARCH 2022
(Amount in rupees hundred, unless otherwise stated)

Particulars	Notes	31 March 2022	31 March 2021
Revenue From Operations	11	8,282.22	-
Other income	12	495.00	-
Total Income		8,777.22	-
EXPENSES			
Finance costs	13	6.49	6.49
Other expenses	14	115.56	135.04
Total Expenses		122.05	141.53
(Loss) before tax from continuing operations		8,655.17	(141.53)
Tax expense:			
Current tax		-	-
(Loss) for the year from continuing operations		8,655.17	(141.53)
Other comprehensive income		-	-
Total other comprehensive income for the year, net of tax		-	-
Total comprehensive (loss) for the year, net of tax		8,655.17	(141.53)
Earnings per equity share:	15		
(1) Basic		86.55	(1.42)
(2) Diluted		86.55	(1.42)
Summary of significant accounting policies	3		

The accompanying notes are an integral part of the financial statements.

As per our report of even date


For N A V R A T N & CO LLP
Firm Reg. No.: N500107
Chartered Accountants



Nitish Mittal
Partner
Membership No.: 09537



For and on behalf of the Board of Directors of
DEEP JYOTI PROJECTS PRIVATE LIMITED


Purnima Nagal
Director
DIN-09296658


Neelu
Director
DIN-08860672

Place : Gurugram
Date : 26 May 2022