

**NIPPER PROPBUILD PRIVATE LIMITED**  
**BALANCE SHEET AS AT 31 MARCH 2021**  
(Amount in Rupees, unless otherwise stated)

	Notes	As at 31 March	As at 31 March 2020
<b>ASSETS</b>			
<b>Current assets</b>			
Inventories	4	47,116,335	47,116,335
Financial assets			
Cash and cash equivalents	5	21,989	14,529
Other financial assets	6	6,524,797	6,524,797
Other current assets	7	294,819	2,002,634
<b>Total Assets</b>		<b>53,957,940</b>	<b>55,658,295</b>
<b>EQUITY AND LIABILITIES</b>			
<b>Equity</b>			
Equity share capital	8	100,000	100,000
Other equity	9	(262,670)	(297,497)
<b>Total equity</b>		<b>(162,670)</b>	<b>(197,497)</b>
<b>LIABILITIES</b>			
<b>Current liabilities</b>			
Financial liabilities			
Trade payables	10		
-total outstanding dues of micro and small enterprises		-	-
-total outstanding dues other than micro and small enterprises		5,900	5,900
Other current liabilities	11	54,114,710	55,849,892
<b>Total liabilities</b>		<b>54,120,610</b>	<b>55,855,792</b>
<b>Total Equity and Liabilities</b>		<b>53,957,940</b>	<b>55,658,295</b>
<b>Summary of significant accounting policies</b>	3		


The accompanying notes are an integral part of the financial statements.

As per our report of even date

**For Rajeev & Ajay**  
Firm registration No : 009977N  
Chartered Accountants  
  
**Ajay Kumar Sachdeva**  
Partner  
Membership No: 0843021

For and on behalf of the Board of Directors of  
**NIPPER PROPBUILD PRIVATE LIMITED**

  
**Lalit Prasad Singh**  
Director  
DIN-08129091

  
**Anisha Upadhyay**  
Director  
DIN-08897946

Place : New Delhi  
Date : 19 May 2021

**NIPPER PROPBUILD PRIVATE LIMITED**  
**STATEMENT OF PROFIT AND LOSS FOR THE YEAR ENDED 31 MARCH 2021**  
(Amount in Rupees, unless otherwise stated)


Particulars	Notes	31 March 2021	31 March 2020
Other Income	12	59,368	-
<b>Total Income (I)</b>		<b>59,368</b>	<b>-</b>
<b>EXPENSES</b>			
Finance costs	13	650	649
Other expenses	14	12,179	20,714
<b>Total Expenses (II)</b>		<b>12,829</b>	<b>21,363</b>
<b>(Profit)/Loss before tax from continuing operations (I-II)</b>		<b>46,539</b>	<b>(21,363)</b>
<b>Tax expense:</b>			
Current Tax		11,713	-
<b>(Profit)/Loss for the year from continuing operations</b>		<b>34,826</b>	<b>(21,363)</b>
<b>Other Comprehensive Income</b>		<b>-</b>	<b>-</b>
<b>Total other comprehensive income for the year, net of tax</b>		<b>-</b>	<b>-</b>
<b>Total comprehensive (Profit)/loss for the year, net of tax</b>		<b>34,826</b>	<b>(21,363)</b>
Earnings per equity share (computed on the basis of profit/(loss) for the year):	15		
(1) Basic		3.48	(2.14)
(2) Diluted		3.48	(2.14)
<b>Summary of significant accounting policies</b>	<b>3</b>		


The accompanying notes are an integral part of the financial statements.

As per our report of even date

For Rajeev & Ajay  
Firm registration No : 009977N  
Chartered Accountants  
  
**Ajay Kumar Sachdeva**  
Partner  
Membership No.: 084302

For and on behalf of the Board of Directors of  
**NIPPER PROPBUILD PRIVATE LIMITED**

  
**Laln Prasad Singh**  
Director  
DIN-08129091

  
**Akansha Upadhyay**  
Director  
DIN-08897946

Place : New Delhi  
Date : 19 May 2021



**NISHKARSH ESTATES PRIVATE LIMITED**  
**BALANCE SHEET AS AT 31 MARCH 2021**  
(Amount in rupees, unless otherwise stated)

	Notes	As at 31 March 2021	As at 31 March 2020
<b>ASSETS</b>			
<b>Current assets</b>			
Inventories			
Financial assets	4	131,643,585	132,235,697
Cash and cash equivalents	5	27,480	18,033
Other current assets	6	122,819	-
		<u>131,793,884</u>	<u>132,253,730</u>
<b>Total Assets</b>		<u><b>131,793,884</b></u>	<u><b>132,253,730</b></u>
<b>EQUITY AND LIABILITIES</b>			
<b>Equity</b>			
Equity share capital	7	1,000,000	1,000,000
Other equity	8	(458,200)	(445,231)
<b>Total equity</b>		<u><b>541,800</b></u>	<u><b>554,769</b></u>
<b>LIABILITIES</b>			
<b>Current liabilities</b>			
Financial liabilities			
Trade payables			
-total outstanding dues of micro and small enterprises	9	-	-
-total outstanding dues other than micro and small enterprises		5,900	5,900
Other current liabilities	10	131,246,184	131,693,061
<b>Total liabilities</b>		<u><b>131,252,084</b></u>	<u><b>131,698,961</b></u>
<b>Total Equity and Liabilities</b>		<u><b>131,793,884</b></u>	<u><b>132,253,730</b></u>

**Summary of significant accounting policies**

The accompanying notes are an integral part of the financial statements.

As per our report of even date

For **NAV R A T N & C O L L P**  
Firm Reg. No.: N500107  
Chartered Accountants

  
**Nishu Mittal**  
Partner

Membership No.: 095371



Place : Gurugram  
Date : 19 May 2021

For and on behalf of the Board of Directors of  
**NISHKARSH ESTATES PRIVATE LIMITED**

  
**Meda Aswini**  
Director  
DIN-08394637

  
**Kamal Bajaj**  
Director  
DIN- 06713913



**NISHKARSH ESTATES PRIVATE LIMITED**  
**STATEMENT OF PROFIT AND LOSS FOR THE YEAR ENDED 31 MARCH 2021**  
(Amount in rupees, unless otherwise stated)

Particulars	Notes	31 March 2021	31 March 2020
Other Income			
<b>Total Income</b>	<b>11</b>	<b>636,066</b>	<b>-</b>
		<b>636,066</b>	<b>-</b>
<b>EXPENSES</b>			
Finance costs	12	702	649
Other expenses	13	648,333	9,548
<b>Total Expenses</b>		<b>649,035</b>	<b>10,197</b>
		<b>(12,969)</b>	<b>(10,197)</b>
<b>(Loss) before tax from continuing operations</b>		<b>(12,969)</b>	<b>(10,197)</b>
<b>Tax expense:</b>			
Current tax		-	-
<b>(Loss) for the year from continuing operations</b>		<b>(12,969)</b>	<b>(10,197)</b>
Other comprehensive income		-	-
<b>Total other comprehensive income for the year, net of tax</b>		<b>-</b>	<b>-</b>
<b>Total comprehensive income/(loss) for the year, net of tax</b>		<b>(12,969)</b>	<b>(10,197)</b>
<b>Earnings per equity share:</b>			
(1) Basic	14	(0.13)	(0.10)
(2) Diluted		(0.13)	(0.10)

**Summary of significant accounting policies**

3

The accompanying notes are an integral part of the financial statements.

**As per our report of even date**

**For N A V R A T N & CO LLP**  
Firm Reg. No.: N500107  
Chartered Accountants

**Nitin Mittal**  
Partner  
Membership No.: 095371



For and on behalf of the Board of Directors of  
**NISHKARSH ESTATES PRIVATE LIMITED**

**Meda Aswini**  
Director  
DIN-08394637

**Kamal Bajaj**  
Director  
DIN- 06713913

Place : Gurugram  
Date : 19 May 2021


**NOTCH PROPBUILD PRIVATE LIMITED**  
**BALANCE SHEET AS AT 31 MARCH 2021**  
(Amount in Rupees, unless otherwise stated)

	Notes	As at 31 March 2021	As at 31 March 2020
<b>ASSETS</b>			
<b>Current assets</b>			
Inventories	4	75,604,427	75,604,427
Financial assets			
Cash and cash equivalents	5	27,163	13,580
Other financial assets	6	11,359,203	11,359,203
Other current assets	7	-	9,948,312
		<b>86,990,793</b>	<b>96,925,522</b>
<b>Total Assets</b>		<b>86,990,793</b>	<b>96,925,522</b>
<b>EQUITY AND LIABILITIES</b>			
<b>Equity</b>			
Equity share capital	8	100,000	100,000
Other equity	9	(257,418)	(508,564)
<b>Total equity</b>		<b>(157,418)</b>	<b>(408,564)</b>
<b>LIABILITIES</b>			
<b>Current liabilities</b>			
Financial liabilities			
Trade payables	10	-	-
-total outstanding dues of micro and small enterprises		-	-
-total outstanding dues other than micro and small enterprises		5,900	5,900
Other current liabilities	11	87,092,844	97,328,186
Provisions	12	49,467	-
<b>Total liabilities</b>		<b>87,148,211</b>	<b>97,334,086</b>
<b>Total Equity and Liabilities</b>		<b>86,990,793</b>	<b>96,925,522</b>
<b>Summary of significant accounting policies</b>	3		


The accompanying notes are an integral part of the financial statements.

As per our report of even date

**For Rajeev & Ajay**  
Firm registration No : 009977N  
Chartered Accountants

  
**Ajay Kumar Sachdeva**  
Partner  
Membership No. 084302

For and on behalf of the Board of Directors of  
**NOTCH PROPBUILD PRIVATE LIMITED**

  
**Vijay Garg**  
Director  
DIN-08129147

  
**Kamal Bajaj**  
Director  
DIN-06713913

Place : New Delhi  
Date : 19 May 2021

**NOTCH PROPBUILD PRIVATE LIMITED**  
**STATEMENT OF PROFIT AND LOSS FOR THE YEAR ENDED 31 MARCH 2021**  
(Amount in Rupees, unless otherwise stated)


Particulars	Notes	31 March 2021	31 March 2020
Other Income	13	348,188	-
<b>Total Income (I)</b>		<b>348,188</b>	<b>-</b>
<b>EXPENSES</b>			
Finance costs	14	707	649
Other expenses	15	11,868	20,723
<b>Total Expenses (II)</b>		<b>12,575</b>	<b>21,372</b>
<b>Profit/(Loss) before tax from continuing operations (I-II)</b>		<b>335,613</b>	<b>(21,372)</b>
<b>Tax expense:</b>			
Current Tax		84,467	-
<b>Profit/(Loss) for the year from continuing operations</b>		<b>251,146</b>	<b>(21,372)</b>
<b>Other Comprehensive Income</b>		<b>-</b>	<b>-</b>
<b>Total other comprehensive income for the year, net of tax</b>		<b>-</b>	<b>-</b>
<b>Total comprehensive income/(loss) for the year, net of tax</b>		<b>251,146</b>	<b>(21,372)</b>
Earnings per equity share (computed on the basis of profit/(loss) for the year):	16		
(1) Basic		25.11	(2.14)
(2) Diluted		25.11	(2.14)

**Summary of significant accounting policies** 3

The accompanying notes are an integral part of the financial statements.

As per our report of even date

**For Rajeev & Ajay**  
Firm registration No : 009977N  
Chartered Accountants



For and on behalf of the Board of Directors of  
**NOTCH PROPBUILD PRIVATE LIMITED**

  
**Vijay Garg**  
Director  
DIN-08129147

  
**Kamal Bajaj**  
Director  
DIN-06713913

Place : New Delhi  
Date : 19 May 2021

**PANSY BUILDCONS PRIVATE LIMITED**  
**BALANCE SHEET AS AT 31 MARCH 2021**  
(Amount in Rupees, unless otherwise stated)

	Notes	As at 31 March 2021	As at 31 March 2020
<b>ASSETS</b>			
<b>Current assets</b>			
Financial assets			
Cash and cash equivalents	4	35,304	46,575
Other financial assets	5	32,781,718	33,300,216
Other current assets	6	-	-
<b>Total Assets</b>		<b>32,817,022</b>	<b>33,346,791</b>
<b>EQUITY AND LIABILITIES</b>			
<b>Equity</b>			
Equity share capital	7	200,000	200,000
Other equity	8	32,276,122	33,126,891
<b>Total equity</b>		<b>32,476,122</b>	<b>33,326,891</b>
<b>LIABILITIES</b>			
<b>Current liabilities</b>			
Financial liabilities			
Trade payables	9	-	-
-total outstanding dues of micro and small enterprises		-	-
-total outstanding dues other than micro and small enterprises		340,900	18,500
Other current liabilities	10	-	1,400
<b>Total liabilities</b>		<b>340,900</b>	<b>19,900</b>
<b>Total Equity and Liabilities</b>		<b>32,817,022</b>	<b>33,346,791</b>
<b>Summary of significant accounting policies</b>	3		


The accompanying notes are an integral part of the financial statements.

As per our report of even date


**For Rajeev & Ajay**


Firm registration No : 009977N

Chartered Accountants

  
**Ajay Kumar Sachdeva**  
Partner  
Membership No. : 084302

**For and on behalf of the Board of Directors of**  
**PANSY BUILDCONS PRIVATE LIMITED**

  
**Jahangir Ashraf**  
Director  
DIN-08587748

  
**Arif Mohamad**  
Director  
DIN-07119219

Place : New Delhi

Date : 19 May 2021

**PANSY BUILDCONS PRIVATE LIMITED**  
**STATEMENT OF PROFIT AND LOSS FOR THE YEAR ENDED 31 MARCH 2021**  
(Amount in Rupees, unless otherwise stated)

Particulars	Notes	31 March 2021	31 March 2020
Revenue From Operations	11	-	463
<b>Total Income (I)</b>		<b>-</b>	<b>463</b>
<b>EXPENSES</b>			
Finance costs	12	673	704
Other expenses	13	850,096	131,486
<b>Total Expenses (II)</b>		<b>850,769</b>	<b>132,190</b>
<b>Profit/(Loss) before tax from continuing operations (I-II)</b>		<b>(850,769)</b>	<b>(131,727)</b>
<b>Tax expense:</b>			
Current Tax		-	-
<b>Profit/(Loss) for the year from continuing operations</b>		<b>(850,769)</b>	<b>(131,727)</b>
<b>Other Comprehensive Income</b>		-	-
<b>Total other comprehensive income for the year, net of tax</b>		-	-
<b>Total comprehensive income/(loss) for the year, net of tax</b>		<b>(850,769)</b>	<b>(131,727)</b>
Earnings per equity share (computed on the basis of profit/(loss) for the year):	14		
(1) Basic		(42.54)	(6.59)
(2) Diluted		(42.54)	(6.59)

**Summary of significant accounting policies**

**3**


The accompanying notes are an integral part of the financial statements.

As per our report of even date

**For Rajeev & Ajay**


Firm registration No : 009977N

Chartered Accountants

  
**Ajay Kumar Sachdeva**  
Partner  
Membership No.: 084302

**For and on behalf of the Board of Directors of  
PANSY BUILDCONS PRIVATE LIMITED**

  
**Jahangir Ashraf**  
Director  
DIN-08587748

  
**Arif Mohamad**  
Director  
DIN-07119219

Place : New Delhi  
Date : 19 May 2021

**PAVING PROPBUILD PRIVATE LIMITED**  
**BALANCE SHEET AS AT 31 MARCH 2021**  
(Amount in rupees, unless otherwise stated)

	Notes	As at 31 March 2021	As at 31 March 2020
<b>ASSETS</b>			
<b>Current assets</b>			
Inventories	4	5,077,290	5,077,290
Financial assets			
Cash and cash equivalents	5	23,467	24,117
<b>Total Assets</b>		<b>5,100,757</b>	<b>5,101,407</b>
<b>EQUITY AND LIABILITIES</b>			
<b>Equity</b>			
Equity share capital	6	100,000	100,000
Other equity	7	(1,164,580)	(1,154,424)
<b>Total equity</b>		<b>(1,064,580)</b>	<b>(1,054,424)</b>
<b>LIABILITIES</b>			
<b>Current liabilities</b>			
Financial liabilities			
Trade payables	8	-	-
-total outstanding dues of micro and small enterprises		5,900	5,900
-total outstanding dues other than micro and small enterprises		6,159,437	6,149,931
Other current liabilities	9	6,159,437	6,149,931
<b>Total liabilities</b>		<b>6,165,337</b>	<b>6,155,831</b>
<b>Total Equity and Liabilities</b>		<b>5,100,757</b>	<b>5,101,407</b>

**Summary of significant accounting policies**

3

The accompanying notes are an integral part of the financial statements.

**As per our report of even date**


**For Rajeev & Ajay**

Firm registration No.: 009977N  
Chartered Accountants

Ajay Kumar Sachdeva  
Partner  
Membership No. : 084302

For and on behalf of the Board of Directors of  
**PAVING PROPBUILD PRIVATE LIMITED**

  
Kamal Bajaj  
Director  
DIN-06713913

  
Lalita Kumar Sahoo  
Director  
DIN-08396540

Place : New Delhi  
Date : 19 May 2021

**PAVING PROBUILD PRIVATE LIMITED**  
**STATEMENT OF PROFIT AND LOSS FOR THE YEAR ENDED 31 MARCH 2021**  
(Amount in rupees, unless otherwise stated)

Particulars	Notes	31 March 2021	31 March 2020
Revenue		-	-
<b>Total Income (I)</b>		-	-
<b>EXPENSES</b>			
Finance costs	10	649	649
Other expenses	11	9,507	8,333
<b>Total Expenses (II)</b>		<b>10,156</b>	<b>8,982</b>
<b>Profit/(Loss) before tax from continuing operations (I-II)</b>		<b>(10,156)</b>	<b>(8,982)</b>
<b>Tax expense:</b>			
Current tax		-	-
<b>Profit/(Loss) for the year from continuing operations</b>		<b>(10,156)</b>	<b>(8,982)</b>
<b>Other comprehensive income</b>		-	-
<b>Total other comprehensive income for the year, net of tax</b>		-	-
<b>Total comprehensive (loss) for the year, net of tax</b>		<b>(10,156)</b>	<b>(8,982)</b>
<b>Earnings per equity share:</b>	12		
(1) Basic		(1.02)	(0.90)
(2) Diluted		(1.02)	(0.90)
<b>Summary of significant accounting policies</b>	3		

The accompanying notes are an integral part of the financial statements.

As per our report of even date

For Rajeev & Ajay


Firm registration No : 009977N

Chartered Accountants

Ajay Kumar Sachdeva

Partner

Membership No. : 084302



For and on behalf of the Board of Directors of  
**PAVING PROBUILD PRIVATE LIMITED**

*Kamal Bajaj*

Kamal Bajaj

Director

DIN-06713913

*Lalita Kumar Sahoo*

Lalita Kumar Sahoo

Director

DIN-08396540

Place : New Delhi

Date : 19 May 2021



**PERCH CONBUILD PRIVATE LIMITED**  
**BALANCE SHEET AS AT 31 MARCH 2021**  
(Amount in Rupees, unless otherwise stated)

	Notes	As at 31 March 2021	As at 31 March 2020
<b>ASSETS</b>			
<b>Non-current assets</b>			
<b>Current assets</b>			
Financial assets			
Investments	4	-	-
Cash and cash equivalents	5	22,593	25,453
<b>Total Assets</b>		<b>22,593</b>	<b>25,453</b>
<b>EQUITY AND LIABILITIES</b>			
<b>Equity</b>			
Equity share capital	6	100,000	100,000
Other equity	7	(25,147,332)	(25,134,815)
<b>Total equity</b>		<b>(25,047,332)</b>	<b>(25,034,815)</b>
<b>LIABILITIES</b>			
<b>Current liabilities</b>			
Financial liabilities			
Trade payables	8	-	-
-total outstanding dues of micro and small enterprises		-	-
-total outstanding dues other than micro and small enterprises		5,900	5,900
Other current liabilities	9	25,064,025	25,054,368
<b>Total liabilities</b>		<b>25,069,925</b>	<b>25,060,268</b>
<b>Total Equity and Liabilities</b>		<b>22,593</b>	<b>25,453</b>

**Summary of significant accounting policies**

3

The accompanying notes are an integral part of the financial statements.

As per our report of even date

**For Rajeev & Ajay**

Firm registration No. 000978

Chartered Accountants




**Ajay Kumar Sachdeva**

Partner

Membership No. : 084302

For and on behalf of the Board of Directors of  
**PERCH CONBUILD PRIVATE LIMITED**

  
**Navneet Kaur**  
Director  
DIN-08324165

  
**Sudesh Pal Singh**  
Director  
DIN-01888151

Place : New Delhi

Date : 19 May 2021

**PERCH CONBUILD PRIVATE LIMITED**  
**STATEMENT OF PROFIT AND LOSS FOR THE YEAR ENDED 31 MARCH 2021**  
(Amount in Rupees, unless otherwise stated)

Particulars	Notes	31 March 2021	31 March 2020
Other income		-	-
<b>Total Income (I)</b>		-	-
<b>EXPENSES</b>			
Finance costs	10	649	649
Other expenses	11	11,868	8,636
<b>Total Expenses (II)</b>		<b>12,517</b>	<b>9,285</b>
<b>Profit/(Loss) before tax from continuing operations (I-II)</b>		<b>(12,517)</b>	<b>(9,285)</b>
<b>Tax expense:</b>			
Current Tax		-	-
<b>Profit/(Loss) for the year from continuing operations</b>		<b>(12,517)</b>	<b>(9,285)</b>
<b>Other Comprehensive Income</b>		-	-
<b>Total other comprehensive income for the year, net of tax</b>		-	-
<b>Total comprehensive income/(loss) for the year, net of tax</b>		<b>(12,517)</b>	<b>(9,285)</b>
Earnings per equity share (computed on the basis of profit/(loss) for the year):	12		
(1) Basic		(1.25)	(0.93)
(2) Diluted		(1.25)	(0.93)

**Summary of significant accounting policies** 3

The accompanying notes are an integral part of the financial statements.

As per our report of even date

**For Rajeev & Ajay**

Firm registration No. : 009757N  
Chartered Accountants

**Ajay Kumar Sachdeva**  
Partner  
Membership No. : 084302

For and on behalf of the Board of Directors of  
**PERCH CONBUILD PRIVATE LIMITED**

**Navneet Kaur**  
Director  
DIN-08324165

**Sudesh Pal Singh**  
Director  
DIN-01888151

Place : New Delhi  
Date : 19 May 2021

**PERPETUAL REALTORS PRIVATE LIMITED**  
**BALANCE SHEET AS AT 31 MARCH 2021**  
(Amount in rupees, unless otherwise stated)

	Notes	As at 31 March 2021	As at 31 March 2020
<b>ASSETS</b>			
<b>Current assets</b>			
Inventories	4	94,667,525	107,227,869
Financial assets			
Cash and cash equivalents	5	75,206	26,605
Other financial assets	6	13,613,032	-
Other current assets	7	505,627	-
		<b>108,861,390</b>	<b>107,254,474</b>
<b>Total assets</b>		<b>108,861,390</b>	<b>107,254,474</b>
<b>EQUITY AND LIABILITIES</b>			
<b>Equity</b>			
Equity share capital	8	100,000	100,000
Other equity	9	(591,364)	(514,719)
<b>Total equity</b>		<b>(491,364)</b>	<b>(414,719)</b>
<b>LIABILITIES</b>			
<b>Current liabilities</b>			
Financial liabilities			
Trade payables	10	-	-
-total outstanding dues of micro and small enterprises		-	-
-total outstanding dues other than micro and small enterprises		5,900	11,800
Other current liabilities	11	109,346,854	107,657,393
<b>Total liabilities</b>		<b>109,352,754</b>	<b>107,669,193</b>
<b>Total equity and liabilities</b>		<b>108,861,390</b>	<b>107,254,474</b>
<b>Summary of significant accounting policies</b>	3		

The accompanying notes are an integral part of the financial statements.

As per our report of even date

For **NAV RAT N & CO LLP**

Firm Reg. No.: N500107

Chartered Accountants

  
**Nitish Mittal**


Partner

Membership No.: 095371



For and on behalf of the Board of Directors of  
**PERPETUAL REALTORS PRIVATE LIMITED**

  
**Dhiraj Kumar Singh**  
Director  
DIN- 08375395

  
**Manish Kumar**  
Director  
DIN- 08376582

Place : Gurugram  
Date : 19 May 2021



**PERPETUAL REALTORS PRIVATE LIMITED**  
**STATEMENT OF PROFIT AND LOSS FOR THE YEAR ENDED 31 MARCH 2021**  
(Amount in rupees, unless otherwise stated)

Particulars	Notes	31 March 2021	31 March 2020
Other Income			
<b>Total Income</b>	<b>12</b>	<b>6,108,957</b>	<b>-</b>
		<b>6,108,957</b>	<b>-</b>
<b>EXPENSES</b>			
Finance costs	<b>13</b>	704	649
Other expenses	<b>14</b>	6,184,898	93,006
<b>Total Expenses</b>		<b>6,185,602</b>	<b>93,655</b>
<b>(Loss) before tax from continuing operations</b>		<b>(76,645)</b>	<b>(93,655)</b>
<b>Tax expense:</b>			
Current tax		-	-
<b>(Loss) for the year from continuing operations</b>		<b>(76,645)</b>	<b>(93,655)</b>
Other comprehensive income		-	-
<b>Total other comprehensive income for the year, net of tax</b>		<b>-</b>	<b>-</b>
<b>Total comprehensive (loss) for the year, net of tax</b>		<b>(76,645)</b>	<b>(93,655)</b>
<b>Earnings per equity share:</b>	<b>15</b>		
Basic (Rs.)		(7.66)	(9.37)
Diluted (Rs.)		(7.66)	(9.37)

**Summary of significant accounting policies**

**3**

The accompanying notes are an integral part of the financial statements.

As per our report of even date

**For N A V R A T N & CO LLP**  
Firm Reg. No.: N500107  
Chartered Accountants




**Nish Mittal**  
Partner  
Membership No.: 095371



For and on behalf of the Board of Directors of  
**PERPETUAL REALTORS PRIVATE LIMITED**

  
**Dhiraj Kumar Singh**  
Director  
DIN- 08375395

  
**Manish Kumar**  
Director  
DIN- 08376582

Place : Gurugram  
Date : 19 May 2021

**PRAGYA BUILDCON PRIVATE LIMITED**  
**BALANCE SHEET AS AT 31 MARCH 2021**  
(Amount in rupees, unless otherwise stated)

	Notes	As at 31 March 2021	As at 31 March 2020
<b>ASSETS</b>			
<b>Current assets</b>			
Inventories	4	97,558,933	97,549,943
Financial assets			
Cash and cash equivalents	5	26,473	24,265
Other current assets	6	-	-
<b>Total Assets</b>		<b>97,585,406</b>	<b>97,574,208</b>
<b>EQUITY AND LIABILITIES</b>			
<b>Equity</b>			
Equity share capital	7	100,000	100,000
Other equity	8	(38,966,949)	(38,954,032)
<b>Total equity</b>		<b>(38,866,949)</b>	<b>(38,854,032)</b>
<b>LIABILITIES</b>			
<b>Current liabilities</b>			
Financial liabilities			
Trade payables	9	-	-
-total outstanding dues of micro and small enterprises		-	-
-total outstanding dues other than micro and small enterprises		5,900	5,900
Other current liabilities	10	136,446,455	136,422,340
<b>Total liabilities</b>		<b>136,452,355</b>	<b>136,428,240</b>
<b>Total Equity and Liabilities</b>		<b>97,585,406</b>	<b>97,574,208</b>
<b>Summary of significant accounting policies</b>	3		

The accompanying notes are an integral part of the financial statements.

As per our report of even date

For Rajeev & Ajay

Firm registration No : 009977N

Chartered Accountants

Ajay Kumar Shekhdeva

Partner

Membership No. : 084302

Place : New Delhi

Date : 19 May 2021

For and on behalf of the Board of Directors of  
**PRAGYA BUILDCON PRIVATE LIMITED**

Reeti Puja Khuttan

Director

DIN- 08595774

Vibhu Goyal

Director

DIN- 07807106

**PRAGYA BUILDCON PRIVATE LIMITED**  
**STATEMENT OF PROFIT AND LOSS FOR THE YEAR ENDED 31 MARCH 2021**  
(Amount in rupees, unless otherwise stated)

Particulars	Notes	31 March 2021	31 March 2020
Other Income	11	-	76,500
<b>Total Income (I)</b>		<b>-</b>	<b>76,500</b>
<b>EXPENSES</b>			
Finance costs	12	649	649
Other expenses	13	12,268	10,356
<b>Total Expenses (II)</b>		<b>12,917</b>	<b>11,005</b>
<b>Profit/(Loss) before tax from continuing operations (I-II)</b>		<b>(12,917)</b>	<b>65,495</b>
<b>Tax expense:</b>			
Current tax		-	-
<b>Profit/(Loss) for the year from continuing operations</b>		<b>(12,917)</b>	<b>65,495</b>
Other comprehensive income		-	-
<b>Total other comprehensive income for the year, net of tax</b>		<b>-</b>	<b>-</b>
<b>Total comprehensive (loss) for the year, net of tax</b>		<b>(12,917)</b>	<b>65,495</b>
<b>Earnings per equity share:</b>	14		
(1) Basic		(1.29)	6.55
(2) Diluted		(1.29)	6.55
<b>Summary of significant accounting policies</b>	3		

The accompanying notes are an integral part of the financial statements.

As per our report of even date

For Rajeev & Ajay

Firm registration No. 084302  
Chartered Accountants

Ajay Kumar Sachdeva  
Partner  
Membership No. : 084302



For and on behalf of the Board of Directors of  
**PRAGYA BUILDCON PRIVATE LIMITED**

*Reeti Puja Khuttan*

Reeti Puja Khuttan  
Director  
DIN- 08595774

*Vibhu Goyal*

Vibhu Goyal  
Director  
DIN- 07807106

Place : New Delhi  
Date : 19 May 2021


**PRATHAM PROMOTERS PRIVATE LIMITED**  
**BALANCE SHEET AS AT 31 MARCH 2021**  
(Amount in Rupees, unless otherwise stated)

	Notes	As at 31 March 2021	As at 31 March 2020
<b>ASSETS</b>			
<b>Current assets</b>			
Cash and cash equivalents	4	24,926	19,575
		<b>24,926</b>	<b>19,575</b>
<b>Total Assets</b>		<b>24,926</b>	<b>19,575</b>
<b>EQUITY AND LIABILITIES</b>			
<b>Equity</b>			
Equity share capital	5	1,000,000	1,000,000
Other equity	6	(1,046,228)	(1,035,672)
<b>Total equity</b>		<b>(46,228)</b>	<b>(35,672)</b>
<b>LIABILITIES</b>			
<b>Current liabilities</b>			
Financial liabilities			
Trade payables	7	-	-
-total outstanding dues of micro and small enterprises		5,900	5,900
-total outstanding dues other than micro and small enterprises		5,900	5,900
Other financial liabilities	8	59,354	43,447
Other current liabilities	9	71,154	55,247
<b>Total liabilities</b>		<b>24,926</b>	<b>19,575</b>
<b>Total Equity and Liabilities</b>		<b>24,926</b>	<b>19,575</b>
<b>Summary of significant accounting policies</b>	3		

The accompanying notes are an integral part of the financial statements.

As per our report of even date

For Rajeev & Ajay  
Firm registration No. 009977N  
Chartered Accountants

  
**Ajay Kumar Sachdeva**  
Partner  
Membership No. 084302

For and on behalf of the Board of Directors of  
**PRATHAM PROMOTERS PRIVATE LIMITED**

  
**Deepak Jain**  
Director  
DIN- 08129166

  
**Niranjan Kumar Jha**  
Director  
DIN- 08376638

Place : New Delhi  
Date : 19 May 2021


**PRATHAM PROMOTERS PRIVATE LIMITED**  
**STATEMENT OF PROFIT AND LOSS FOR THE YEAR ENDED 31 MARCH 2021**  
(Amount in Rupees, unless otherwise stated)

Particulars	Notes	31 March 2021	31 March 2020
Revenue		-	-
<b>Total Income (I)</b>		-	-
<b>EXPENSES</b>			
Finance costs	10	649	649
Other expenses	11	9,907	10,529
<b>Total Expenses (II)</b>		<b>10,556</b>	<b>11,178</b>
<b>Profit/(Loss) before tax from continuing operations (I-II)</b>		<b>(10,556)</b>	<b>(11,178)</b>
<b>Tax expense:</b>			
Current tax		-	-
<b>Profit/(Loss) for the year from continuing operations</b>		<b>(10,556)</b>	<b>(11,178)</b>
<b>Other Comprehensive Income</b>		-	-
<b>Total other comprehensive income for the year, net of tax</b>		-	-
<b>Total comprehensive income/(loss) for the year, net of tax</b>		<b>(10,556)</b>	<b>(11,178)</b>
Earnings per equity share (computed on the basis of profit/(loss) for the year):	12		
(1) Basic		(0.11)	(0.11)
(2) Diluted		(0.11)	(0.11)
<b>Summary of significant accounting policies</b>	3		

The accompanying notes are an integral part of the financial statements.

As per our report of even date

**For Rajeev & Ajay**  
Firm registration No : 009977N  
Chartered Accountants

  
**Ajay Kumar Sachdeva**  
Partner  
Membership No. 0084302

For and on behalf of the Board of Directors of  
**PRATHAM PROMOTERS PRIVATE LIMITED**

  
**Deepak Jain**  
Director  
DIN- 08129166

  
**Niranjana Kumar Jha**  
Director  
DIN- 08376638

Place : New Delhi  
Date : 19 May 2021



**PRATIKSHA BUILDCON PRIVATE LIMITED**  
**BALANCE SHEET AS AT 31 MARCH 2021**  
(Amount in rupees, unless otherwise stated)

	Notes	As at 31 March 2021	As at 31 March 2020
<b>ASSETS</b>			
<b>Current assets</b>			
Inventories	4	318,866,306	318,866,306
Financial assets			
Cash and cash equivalents	5	21,510	18,369
<b>Total Assets</b>		<b>318,887,816</b>	<b>318,884,675</b>
<b>EQUITY AND LIABILITIES</b>			
<b>Equity</b>			
Equity share capital	6	1,000,000	1,000,000
Other equity	7	(777,196)	(764,279)
<b>Total equity</b>		<b>222,804</b>	<b>235,721</b>
<b>LIABILITIES</b>			
<b>Current liabilities</b>			
Financial liabilities			
Trade payables	8	-	-
-total outstanding dues of micro and small enterprises		5,900	5,900
-total outstanding dues other than micro and small enterprises			
Other current liabilities	9	318,659,112	318,643,054
<b>Total liabilities</b>		<b>318,665,012</b>	<b>318,648,954</b>
<b>Total Equity and Liabilities</b>		<b>318,887,816</b>	<b>318,884,675</b>

Summary of significant accounting policies 3


The accompanying notes are an integral part of the financial statements.

As per our report of even date

For **NAV R A T N & CO LLP**  
Firm registration No.: N500107  
Chartered Accountants



**Nitish Mittal**  
Partner  
Membership No.: 095371



For and on behalf of the Board of Directors of  
**PRATIKSHA BUILDCON PRIVATE LIMITED**



**Reeti Pujal Khuttan**  
Director  
DIN-08595774



**Narendra Vashisht**  
Director  
DIN- 06713906

Place : Gurugram  
Date : 19 May 2021



**PRATIKSHA BUILDCON PRIVATE LIMITED**  
**STATEMENT OF PROFIT AND LOSS FOR THE YEAR ENDED 31 MARCH 2021**  
(Amount in rupees, unless otherwise stated)

Particulars	Notes	31 March 2021	31 March 2020
Other income		-	-
<b>Total Income</b>		-	-
<b>EXPENSES</b>			
Finance costs	10	649	649
Other expenses	11	12,268	10,356
<b>Total Expenses</b>		<b>12,917</b>	<b>11,005</b>
<b>(Loss) before tax from continuing operations</b>		<b>(12,917)</b>	<b>(11,005)</b>
<b>Tax expense:</b>			
Current tax		-	-
<b>(Loss) for the year from continuing operations</b>		<b>(12,917)</b>	<b>(11,005)</b>
Other comprehensive income		-	-
<b>Total other comprehensive income for the year, net of tax</b>		-	-
<b>Total comprehensive (loss) for the year, net of tax</b>		<b>(12,917)</b>	<b>(11,005)</b>
<b>Earnings per equity share:</b>	12		
(1) Basic		(0.13)	(0.11)
(2) Diluted		(0.13)	(0.11)

Summary of significant accounting policies 3

The accompanying notes are an integral part of the financial statements.

As per our report of even date

**For NAVRATN & CO LLP**  
Firm registration No.: N500107  
Chartered Accountants

  
**Nitish Mittal**

Partner  
Membership No.: 095371



For and on behalf of the Board of Directors of  
**PRATIKSHA BUILDCON PRIVATE LIMITED**



**Reeti Puja Khuttan**  
Director  
DIN-08595774



**Narendra Vashisht**  
Director  
DIN- 06713906

Place : Gurugram  
Date : 19 May 2021

**PREZZIE BUILDCON PRIVATE LIMITED**  
**BALANCE SHEET AS AT 31 MARCH 2021**  
(Amount in Rupees, unless otherwise stated)

	Notes	As at 31 March 2021	As at 31 March 2020
<b>ASSETS</b>			
<b>Current assets</b>			
Inventories	4	9,167,320	9,167,320
Financial assets			
Cash and cash equivalents	5	24,623	25,796
Other financial assets	6	180,731	180,731
Other current assets	7	-	-
<b>Total Assets</b>		<b>9,372,674</b>	<b>9,373,847</b>
<b>EQUITY AND LIABILITIES</b>			
<b>Equity</b>			
Equity share capital	8	100,000	100,000
Other equity	9	(208,239)	(197,771)
<b>Total equity</b>		<b>(108,239)</b>	<b>(97,771)</b>
<b>LIABILITIES</b>			
<b>Current liabilities</b>			
Financial liabilities			
Trade payables	10	-	-
-total outstanding dues of micro and small enterprises		-	-
-total outstanding dues other than micro and small enterprises		5,900	5,900
Other current liabilities	11	9,475,013	9,465,718
<b>Total liabilities</b>		<b>9,480,913</b>	<b>9,471,618</b>
<b>Total Equity and Liabilities</b>		<b>9,372,674</b>	<b>9,373,847</b>
<b>Summary of significant accounting policies</b>	3		

The accompanying notes are an integral part of the financial statements.

As per our report of even date

**For Rajeev & Ajay**

Firm registration No : 0099272  
Chartered Accountants

**Ajay Kumar Sachdeva**  
Partner

Membership No. : 084302



For and on behalf of the Board of Directors of  
**PREZZIE BUILDCON PRIVATE LIMITED**

**Seema Shekher**  
Director  
DIN- 08376730

**Narendra Vashisht**  
Director  
DIN-06713906

Place : New Delhi  
Date : 19 May 2021

**PREZZIE BUILDCON PRIVATE LIMITED**  
**STATEMENT OF PROFIT AND LOSS FOR THE YEAR ENDED 31 MARCH 2021**  
(Amount in Rupees, unless otherwise stated)

Particulars	Notes	31 March 2021	31 March 2020
Other income		-	-
<b>Total Income (I)</b>		-	-
<b>EXPENSES</b>			
Finance costs	12	649	649
Other expenses	13	9,819	8,939
<b>Total Expenses (II)</b>		<b>10,468</b>	<b>9,588</b>
<b>Profit/(Loss) before tax from continuing operations (I-II)</b>		<b>(10,468)</b>	<b>(9,588)</b>
<b>Tax expense:</b>			
Current tax		-	-
<b>Profit/(Loss) for the year from continuing operations</b>		<b>(10,468)</b>	<b>(9,588)</b>
<b>Other Comprehensive Income</b>			
<b>Total other comprehensive income for the year, net of tax</b>		-	-
<b>Total comprehensive income/(loss) for the year, net of tax</b>		<b>(10,468)</b>	<b>(9,588)</b>
Earnings per equity share (computed on the basis of profit/(loss) for the year):	14		
(1) Basic		(1.05)	(0.96)
(2) Diluted		(1.05)	(0.96)
<b>Summary of significant accounting policies</b>	3		

The accompanying notes are an integral part of the financial statements.

As per our report of even date

**For Rajeev & Ajay**

Firm registration No : 009977N  
Chartered Accountants

**Ajay Kumar Sachdeva**  
Partner  
Membership No. : 084362



For and on behalf of the Board of Directors of  
**PREZZIE BUILDCON PRIVATE LIMITED**

**Seema Shekher**  
Director  
DIN- 08376730

**Narendra Vashisht**  
Director  
DIN-06713906

Place : New Delhi  
Date : 19 May 2021

**PROGENY BUILDCON PRIVATE LIMITED**  
**BALANCE SHEET AS AT 31 MARCH 2021**  
(Amount in rupees, unless otherwise stated)

**ASSETS**

**Current assets**

Inventories
Financial assets
Cash and cash equivalents
Other current assets
<b>Total Assets</b>

Notes	As at 31 March 2021	As at 31 March 2020
4	17,610,414	17,610,414
5	21,871	25,042
6	1,837,249	1,837,249
	<b>19,469,534</b>	<b>19,472,705</b>

**EQUITY AND LIABILITIES**

**Equity**

Equity share capital
Other equity
<b>Total equity</b>

7	100,000	100,000
8	(142,978)	(130,462)
	<b>(42,978)</b>	<b>(30,462)</b>

**LIABILITIES**

**Current liabilities**

Financial liabilities
Trade payables
-total outstanding dues of micro and small enterprises
-total outstanding dues other than micro and small enterprises
Other current liabilities
<b>Total liabilities</b>

9	-	-
	5,900	5,900
10	19,506,612	19,497,267
	<b>19,512,512</b>	<b>19,503,167</b>

**Total Equity and Liabilities**

<b>19,469,534</b>	<b>19,472,705</b>
-------------------	-------------------

**Summary of significant accounting policies**

3


The accompanying notes are an integral part of the financial statements.

As per our report of even date

**For Rajeev & Ajay**

Firm registration No : 009977N  
Chartered Accountants

Ajay Kumar Sachdeva  
Partner  
Membership No. : 084302



For and on behalf of the Board of Directors of  
**PROGENY BUILDCON PRIVATE LIMITED**

*Akshat*  
**Akshat Maheshwari**  
Director  
DIN-07504909

*Suman*  
**Suman Jain**  
Director  
DIN- 08385675

Place : New Delhi  
Date : 19 May 2021

**PROGENY BUILDCON PRIVATE LIMITED**  
**STATEMENT OF PROFIT AND LOSS FOR THE YEAR ENDED 31 MARCH 2021**  
(Amount in rupees, unless otherwise stated)

Particulars	Notes	31 March 2021	31 March 2020
Other Income	11	-	99,090
<b>Total Income (I)</b>		<b>-</b>	<b>99,090</b>
<b>EXPENSES</b>			
Finance costs	12	649	649
Other expenses	13	11,867	8,636
<b>Total Expenses (II)</b>		<b>12,516</b>	<b>9,285</b>
<b>Profit/(Loss) before tax from continuing operations (I-II)</b>		<b>(12,516)</b>	<b>89,805</b>
<b>Tax expense</b>			
Current tax		-	22,600
<b>Profit/(Loss) for the year from continuing operations</b>		<b>(12,516)</b>	<b>67,205</b>
Other comprehensive income		-	-
<b>Total other comprehensive income for the year, net of tax</b>		<b>-</b>	<b>-</b>
<b>Total comprehensive (loss) for the year, net of tax</b>		<b>(12,516)</b>	<b>67,205</b>
<b>Earnings per equity share:</b>	14		
(1) Basic		(1.25)	6.72
(2) Diluted		(1.25)	6.72

**Summary of significant accounting policies**

3

The accompanying notes are an integral part of the financial statements.

As per our report of even date

**For Rajeev & Ajay**


Firm registration No : 009977N

Chartered Accountants

**Ajay Kumar Sachdeva**

Partner

Membership No. : 084302



For and on behalf of the Board of Directors of  
**PROGENY BUILDCON PRIVATE LIMITED**

**Akshat Maheshwari**  
Director  
DIN-07504909

**Suman Jain**  
Director  
DIN- 08385675

Place : New Delhi

Date : 19 May 2021

**PROSPERUS BUILDCON PRIVATE LIMITED**  
**BALANCE SHEET AS AT 31 MARCH 2021**  
(Amount in Rupees, unless otherwise stated)

	Notes	As at 31 March 2021	As at 31 March 2020
<b>ASSETS</b>			
<b>Non-current assets</b>			
Financial Assets			
Investments	4	800,000	800,000
		<b>800,000</b>	<b>800,000</b>
<b>Current assets</b>			
Inventories	5	548,973,819	544,605,599
Financial assets			
Cash and cash equivalents	6	255,178	99,791
Other bank balances	7	5,040,885	5,040,885
Other financial assets	8	18,628,643	18,289,031
Other current assets	9	58,787,586	58,753,464
		<b>631,686,111</b>	<b>626,788,770</b>
<b>Total assets</b>		<b>632,486,111</b>	<b>627,588,770</b>
<b>EQUITY AND LIABILITIES</b>			
<b>Equity</b>			
Equity share capital	10	200,000	200,000
Other equity	11	(2,889,539)	(3,124,331)
<b>Total equity</b>		<b>(2,689,539)</b>	<b>(2,924,331)</b>
<b>LIABILITIES</b>			
<b>Current liabilities</b>			
Financial liabilities			
Trade payables	12		
-total outstanding dues of micro and small enterprises		5,525	-
-total outstanding dues other than micro and small enterprises		56,287	220,273
Other financial liabilities	13	416	416
Other current liabilities	14	635,113,422	630,292,412
<b>Total liabilities</b>		<b>635,175,650</b>	<b>630,513,101</b>
<b>Total equity and liabilities</b>		<b>632,486,111</b>	<b>627,588,770</b>

**Summary of significant accounting policies**

3

The accompanying notes are an integral part of the financial statements.

**As per our report of even date**

**For NAVRATN & CO LLP**

Firm Reg. No.: N500107

Chartered Accountants



**Nitish Mittal**

Partner

Membership No.: 095371



For and on behalf of the Board of Directors of

**PROSPERUS BUILDCON PRIVATE LIMITED**



**Shishir Lal**

Director

DIN- 02210170



**Sudesh Pal Singh**

Director

DIN- 01888151

Place : Gurugram

Date : 19 May 2021



**PROSPERUS BUILDCON PRIVATE LIMITED**  
**STATEMENT OF PROFIT AND LOSS FOR THE YEAR ENDED 31 MARCH 2021**  
(Amount in Rupees, unless otherwise stated)

Particulars	Notes	31 March 2021	31 March 2020
Other income	15	339,612	350,315
<b>Total Income</b>		<b>339,612</b>	<b>350,315</b>
<b>EXPENSES</b>			
Finance costs	16	6,358	429
Other expenses	17	19,495	57,204
<b>Total Expenses</b>		<b>25,853</b>	<b>57,633</b>
<b>Profit/(Loss) before tax</b>		<b>313,759</b>	<b>292,682</b>
<b>Tax expense:</b>			
Current tax		78,967	73,700
<b>Profit/(Loss) for the year</b>		<b>234,792</b>	<b>218,982</b>
Other comprehensive income		-	-
<b>Total other comprehensive income for the year, net of tax</b>		<b>-</b>	<b>-</b>
<b>Total comprehensive income/(loss) for the year, net of tax</b>		<b>234,792</b>	<b>218,982</b>
<b>Earnings per equity share:</b>	18		
(1) Basic		11.74	10.95
(2) Diluted		11.74	10.95

**Summary of significant accounting policies**

3

The accompanying notes are an integral part of the financial statements.

**As per our report of even date**

**For N A V R A T N & C O L L P**  
Firm Reg. No.: N500107  
Chartered Accountants

  
**Nitish Mittal**  
Partner

Membership No.: 095371



For and on behalf of the Board of Directors of  
**PROSPERUS BUILDCON PRIVATE LIMITED**

  
**Shishir Lal**  
Director  
DIN- 02210170

  
**Sudesh Pal Singh**  
Director  
DIN- 01888151

Place : Gurugram  
Date : 19 May 2021



**PROSPEROUS CONSTRUCTIONS PRIVATE LIMITED**  
**BALANCE SHEET AS AT 31 MARCH 2021**  
(Amount in Rupees, unless otherwise stated)

	Notes	As at 31 March 2021	As at 31 March 2020
<b>ASSETS</b>			
<b>Current assets</b>			
Inventories	4	59,114,522	59,114,522
Financial assets			
Cash and cash equivalents	5	23,046	18,526
Other financial assets	6	67,720,671	67,720,671
Other current assets	7	317,094	317,094
<b>Total assets</b>		<b>127,175,333</b>	<b>127,170,813</b>
<b>EQUITY AND LIABILITIES</b>			
<b>Equity</b>			
Equity share capital	8	100,000	100,000
Other equity	9	(2,312,208)	(2,298,879)
<b>Total equity</b>		<b>(2,212,208)</b>	<b>(2,198,879)</b>
<b>LIABILITIES</b>			
<b>Current liabilities</b>			
Financial liabilities			
Trade payables	10	-	-
-total outstanding dues of micro and small enterprises		-	-
-total outstanding dues other than micro and small enterprises		24,460	22,100
Other current liabilities	11	129,363,081	129,347,592
<b>Total liabilities</b>		<b>129,387,541</b>	<b>129,369,692</b>
<b>Total equity and liabilities</b>		<b>127,175,333</b>	<b>127,170,813</b>

Summary of significant accounting policies 3

The accompanying notes are an integral part of the financial statements.

As per our report of even date

For **NAV RATN & CO LLP**

Firm Reg. No.: N500107

Chartered Accountants



**Nitish Mittal**

Partner

Membership No.: 095371



For and on behalf of the Board of Directors of

**PROSPEROUS CONSTRUCTIONS PRIVATE LIMITED**



**Rajnish Bhardwaj**

Director

DIN- 02220240



**Aekta Jain**

Director

DIN- 06776771

Place : Gurugram

Date : 19 May 2021

**PROSPEROUS CONSTRUCTIONS PRIVATE LIMITED**  
**STATEMENT OF PROFIT AND LOSS FOR THE YEAR ENDED 31 MARCH 2021**  
(Amount in Rupees, unless otherwise stated)

Particulars	Notes	31 March 2021	31 March 2020
Revenue		-	-
<b>Total Income</b>		-	-
<b>EXPENSES</b>			
Finance costs	12	650	649
Other expenses	13	12,679	6,304
<b>Total Expenses</b>		<b>13,329</b>	<b>6,953</b>
<b>Profit/(Loss) before tax</b>		<b>(13,329)</b>	<b>(6,953)</b>
<b>Tax expense:</b>			
Current tax		-	-
<b>Profit/(Loss) for the year</b>		<b>(13,329)</b>	<b>(6,953)</b>
Other comprehensive income		-	-
<b>Total other comprehensive income for the year, net of tax</b>		<b>-</b>	<b>-</b>
<b>Total comprehensive income/(loss) for the year, net of tax</b>		<b>(13,329)</b>	<b>(6,953)</b>
Earnings per equity share:	14		
(1) Basic		(1.33)	(0.70)
(2) Diluted		(1.33)	(0.70)

**Summary of significant accounting policies**

3

The accompanying notes are an integral part of the financial statements.

As per our report of even date

**For N A V R A T N & C O L L P**

Firm Reg. No.: N500107

Chartered Accountants

**Nitish Mittal**

Partner

Membership No.: 095371



For and on behalf of the Board of Directors of

**PROSPEROUS CONSTRUCTIONS PRIVATE LIMITED**

*Rajnish Bhardwaj*  
**Rajnish Bhardwaj**  
Director

DIN- 02220240

*Aekta Jain*  
**Aekta Jain**  
Director

DIN- 06776771

Place : Gurugram

Date : 19 May 2021

**PUKHRAJ REALTORS PRIVATE LIMITED**  
**BALANCE SHEET AS AT 31 MARCH 2021**  
(Amount in rupees, unless otherwise stated)

	Notes	As at 31 March 2021	As at 31 March 2020
<b>ASSETS</b>			
<b>Current assets</b>			
Inventories	4	121,120,013	120,590,013
Financial assets			
Cash and cash equivalents	5	21,438	19,315
Other current assets	6	800,000	-
<b>Total Assets</b>		<b>121,941,451</b>	<b>120,609,328</b>
<b>EQUITY AND LIABILITIES</b>			
<b>Equity</b>			
Equity share capital	7	100,000	100,000
Other equity	8	(175,263)	(162,730)
<b>Total equity</b>		<b>(75,263)</b>	<b>(62,730)</b>
<b>LIABILITIES</b>			
<b>Current liabilities</b>			
Financial liabilities			
Trade payables	9	-	-
-total outstanding dues of micro and small enterprises		-	-
-total outstanding dues other than micro and small enterprises		22,100	22,100
Other current liabilities	10	121,994,614	120,649,958
<b>Total liabilities</b>		<b>122,016,714</b>	<b>120,672,058</b>
<b>Total Equity and Liabilities</b>		<b>121,941,451</b>	<b>120,609,328</b>
<b>Summary of significant accounting policies</b>	3		

The accompanying notes are an integral part of the financial statements.

As per our report of even date

For **NAV RATN & CO LLP**

Firm registration No.: N500107

Chartered Accountants

  
**Nishu Mittal**

Partner

Membership No.: 095371



Place : Gurugram

Date : 19 May 2021

For and on behalf of the Board of Directors of  
**PUKHRAJ REALTORS PRIVATE LIMITED**

  
**Shah Maqbool Alam**  
Director  
DIN-06694170

  
**Aekta Jain**  
Director  
DIN-06776771



**PUKHRAJ REALTORS PRIVATE LIMITED**  
**STATEMENT OF PROFIT AND LOSS FOR THE YEAR ENDED 31 MARCH 2021**  
(Amount in rupees, unless otherwise stated)

Particulars	Notes	31 March 2021	31 March 2020
Revenue		-	-
<b>Total Income</b>		-	-
<b>EXPENSES</b>			
Finance costs	11	667	649
Other expenses	12	11,866	8,333
<b>Total Expenses</b>		12,533	8,982
<b>(Loss) before tax from continuing operations</b>		<b>(12,533)</b>	<b>(8,982)</b>
<b>Tax expense:</b>			
Current tax		-	-
<b>(Loss) for the year from continuing operations</b>		<b>(12,533)</b>	<b>(8,982)</b>
Other comprehensive income		-	-
<b>Total other comprehensive income for the year, net of tax</b>		-	-
<b>Total comprehensive (loss) for the year, net of tax</b>		<b>(12,533)</b>	<b>(8,982)</b>
<b>Earnings per equity share:</b>	13		
(1) Basic		(1.25)	(0.90)
(2) Diluted		(1.25)	(0.90)

**Summary of significant accounting policies**

3

The accompanying notes are an integral part of the financial statements.

**As per our report of even date**

**For N A V R A T N & CO LLP**

Firm registration No.: N500107

Chartered Accountants

*Nish Mittal*  
Nish Mittal

Partner

Membership No.: 09537



For and on behalf of the Board of Directors of  
**PUKHRAJ REALTORS PRIVATE LIMITED**

*Shah Maqbool Alam*  
Shah Maqbool Alam

Director

DIN-06694170

*Aekta Jain*  
Aekta Jain

Director

DIN-06776771

Place : Gurugram

Date : 19 May 2021


**PULSE ESTATES PRIVATE LIMITED**  
**BALANCE SHEET AS AT 31 MARCH 2021**  
(Amount in Rupees, unless otherwise stated)

	Notes	As at 31 March 2021	As at 31 March 2020
<b>ASSETS</b>			
<b>Current assets</b>			
Inventories	4	44,318,755	84,952,607
Financial assets			
Cash and cash equivalents	5	22,467	25,327
Other current assets	6	-	-
<b>Total Assets</b>		<b>44,341,222</b>	<b>84,977,934</b>
<b>EQUITY AND LIABILITIES</b>			
<b>Equity</b>			
Equity share capital	7	100,000	100,000
Other equity	8	(2,918,293)	(3,155,466)
<b>Total equity</b>		<b>(2,818,293)</b>	<b>(3,055,466)</b>
<b>LIABILITIES</b>			
<b>Current liabilities</b>			
Financial liabilities			
Trade payables	9	-	-
-total outstanding dues of micro and small enterprises		-	-
-total outstanding dues other than micro and small enterprises		53,277	53,277
Other current liabilities	10	47,106,238	87,980,123
<b>Total liabilities</b>		<b>47,159,515</b>	<b>88,033,400</b>
<b>Total Equity and Liabilities</b>		<b>44,341,222</b>	<b>84,977,934</b>
<b>Summary of significant accounting policies</b>	3		

The accompanying notes are an integral part of the financial statements.

As per our report of even date

**For Rajeev & Ajay**  
**Firm registration No : 009977N**  
Chartered Accountants

  
**Ajay Kumar Sachdeva**  
Partner  
Membership No. 084302

**For and on behalf of the Board of Directors of**  
**PULSE ESTATES PRIVATE LIMITED**

  
**Vivek Singh**  
Director  
DIN- 03466774

  
**Satish Kumar Goyal**  
Director  
DIN- 06520570

Place : New Delhi  
Date : 19 May 2021


**PULSE ESTATES PRIVATE LIMITED**  
**STATEMENT OF PROFIT AND LOSS FOR THE YEAR ENDED 31 MARCH 2021**  
(Amount in Rupees, unless otherwise stated)

Particulars	Notes	31 March 2021	31 March 2020
Revenue From Operations	11	250,000	-
<b>Total Income (I)</b>		<b>250,000</b>	<b>-</b>
<b>EXPENSES</b>			
Finance costs	12	649	649
Other expenses	13	12,178	9,048
<b>Total Expenses (II)</b>		<b>12,827</b>	<b>9,697</b>
<b>Profit/(Loss) before tax from continuing operations (I-II)</b>		<b>237,173</b>	<b>(9,697)</b>
<b>Tax expense:</b>			
Current Tax		-	-
<b>Profit/(Loss) for the year from continuing operations</b>		<b>237,173</b>	<b>(9,697)</b>
<b>Other Comprehensive Income</b>		-	-
<b>Total other comprehensive income for the year, net of tax</b>		-	-
<b>Total comprehensive income/(loss) for the year, net of tax</b>		<b>237,173</b>	<b>(9,697)</b>
Earnings per equity share (computed on the basis of profit/(loss) for the year):	14		
(1) Basic		23.72	(0.97)
(2) Diluted		23.72	(0.97)
<b>Summary of significant accounting policies</b>	3		


The accompanying notes are an integral part of the financial statements.


As per our report of even date

For Rajeev & Ajay  
Firm registration No : 009977N  
Chartered Accountants

  
Ajay Kumar Sachdeva  
Partner  
Membership No. 084302

For and on behalf of the Board of Directors of  
PULSE ESTATES PRIVATE LIMITED

  
Vivek Singh  
Director  
DIN- 03466774

  
Satish Kumar Goyal  
Director  
DIN- 06520570

Place : New Delhi  
Date : 19 May 2021

**PUSHKAR PROJECTS PRIVATE LIMITED**  
**BALANCE SHEET AS AT 31 MARCH 2021**  
(Amount in rupees, unless otherwise stated)

	Notes	As at 31 March 2021	As at 31 March 2020
<b>ASSETS</b>			
<b>Current assets</b>			
Financial assets			
Cash and cash equivalents	4	28,098	33,363
<b>Total Assets</b>		<b>28,098</b>	<b>33,363</b>
<b>EQUITY AND LIABILITIES</b>			
<b>Equity</b>			
Equity share capital	5	150,000	150,000
Other equity	6	(489,554)	(412,715)
<b>Total equity</b>		<b>(339,554)</b>	<b>(262,715)</b>
<b>LIABILITIES</b>			
<b>Current liabilities</b>			
Financial liabilities			
Trade payables	7	-	-
-total outstanding dues of micro and small enterprises		6,310	6,310
-total outstanding dues other than micro and small enterprises	8	361,342	289,768
Other current liabilities		367,652	296,078
<b>Total liabilities</b>		<b>367,652</b>	<b>296,078</b>
<b>Total Equity and Liabilities</b>		<b>28,098</b>	<b>33,363</b>
<b>Summary of significant accounting policies</b>	3		

The accompanying notes are an integral part of the financial statements.

As per our report of even date

For **NAV R A T N & C O L L P**  
Firm Registration No.: N500107  
Chartered Accountants

  
**Nish Mittal**  
Partner  
Membership No.: 095371



For and on behalf of the Board of Directors of  
**PUSHKAR PROJECTS PRIVATE LIMITED**

  
**Vijay Garg**  
Director  
DIN-08129147

  
**Vishal Bansal**  
Director  
DIN- 08315591

Place : Gurugram  
Date : 19 May 2021



**PUSHKAR PROJECTS PRIVATE LIMITED**  
**STATEMENT OF PROFIT AND LOSS FOR THE YEAR ENDED 31 MARCH 2021**  
(Amount in rupees, unless otherwise stated)

Particulars	Notes	31 March 2021	31 March 2020
Revenue	9	818	-
<b>Total Income</b>		<b>818</b>	<b>-</b>
<b>EXPENSES</b>			
Finance costs	10	725	649
Other expenses	11	76,932	160,480
<b>Total Expenses</b>		<b>77,657</b>	<b>161,129</b>
<b>(Loss) before tax from continuing operations</b>		<b>(76,839)</b>	<b>(161,129)</b>
<b>Tax expense:</b>			
Current tax		-	-
<b>(Loss) for the year from continuing operations</b>		<b>(76,839)</b>	<b>(161,129)</b>
Other comprehensive income		-	-
<b>Total other comprehensive income for the year, net of tax</b>		<b>-</b>	<b>-</b>
<b>Total comprehensive (loss) for the year, net of tax</b>		<b>(76,839)</b>	<b>(161,129)</b>
<b>Earnings per equity share:</b>	12		
(1) Basic		(5.12)	(10.74)
(2) Diluted		(5.12)	(10.74)
<b>Summary of significant accounting policies</b>	3		

The accompanying notes are an integral part of the financial statements.

As per our report of even date


For **NAVRATN & CO LLP**  
Firm Registration No.: N500107  
Chartered Accountants

  
**Nitish Mittal**  
Partner

Membership No.: 095371



For and on behalf of the Board of Directors of  
**PUSHKAR PROJECTS PRIVATE LIMITED**

  
**Vijay Garg**  
Director  
DIN-08129147

  
**Vishal Bansal**  
Director  
DIN- 08315591

Place : Gurugram  
Date : 19 May 2021



**RAKSHA BUILDTECH PRIVATE LIMITED**  
**BALANCE SHEET AS AT 31 MARCH 2021**  
(Amount in rupees, unless otherwise stated)

	Notes	As at 31 March 2021	As at 31 March 2020
<b>ASSETS</b>			
<b>Current assets</b>			
Inventories	4	614,000,000	706,418,294
Financial assets			
Cash and cash equivalents	5	23,035	17,999
Other current assets	6	51,133	-
<b>Total Assets</b>		<b>614,074,168</b>	<b>706,436,293</b>
<b>EQUITY AND LIABILITIES</b>			
<b>Equity</b>			
Equity share capital	7	100,000	100,000
Other equity	8	(93,522,439)	(1,071,495)
<b>Total equity</b>		<b>(93,422,439)</b>	<b>(971,495)</b>
<b>LIABILITIES</b>			
<b>Current liabilities</b>			
Financial liabilities			
Trade payables	9	-	-
-total outstanding dues of micro and small enterprises		-	-
-total outstanding dues other than micro and small enterprises		41,899	6,012
Other current liabilities	10	707,454,708	707,401,776
<b>Total liabilities</b>		<b>707,496,607</b>	<b>707,407,788</b>
<b>Total Equity and Liabilities</b>		<b>614,074,168</b>	<b>706,436,293</b>
<b>Summary of significant accounting policies</b>	3		

The accompanying notes are an integral part of the financial statements.

As per our report of even date

**For NAVRATN & CO LLP**  
Firm Reg. No.: N500107  
Chartered Accountants



**Nitish Mittal**  
Partner  
Membership No.: 095371



For and on behalf of the Board of Directors of  
**RAKSHA BUILDTECH PRIVATE LIMITED**



**Niranjana Kumar Jha**  
Director  
DIN-08376638



**Bijay Kumar Panda**  
Director  
DIN-08503814

Place : Gurgaon  
Date : 19-05-2021

**RAKSHA BUILDTECH PRIVATE LIMITED**  
**STATEMENT OF PROFIT AND LOSS FOR THE YEAR ENDED 31 MARCH 2021**  
(Amount in rupees, unless otherwise stated)

Particulars	Notes	31 March 2021	31 March 2020
Revenue		-	-
<b>Total Income</b>		-	-
<b>EXPENSES</b>			
Finance costs	11	2,272	649
Provision for impairment	24	92,418,294	-
Other expenses	12	30,378	12,284
<b>Total Expenses</b>		92,450,944	12,933
<b>(Loss) before tax</b>		<b>(92,450,944)</b>	<b>(12,933)</b>
<b>Tax expense:</b>			
Current tax		-	-
<b>(Loss) for the year</b>		<b>(92,450,944)</b>	<b>(12,933)</b>
Other comprehensive income		-	-
<b>Total other comprehensive income/(loss) for the year, net of tax</b>		-	-
<b>Total comprehensive (loss) for the year, net of tax</b>		<b>(92,450,944)</b>	<b>(12,933)</b>
<b>Earnings per equity share:</b>	13		
(1) Basic		(9,245.09)	(1.29)
(2) Diluted		(9,245.09)	(1.29)

**Summary of significant accounting policies**

3

The accompanying notes are an integral part of the financial statements.

**As per our report of even date**

**For N A V R A T N & C O L L P**  
Firm Reg. No.: N500107  
Chartered Accountants

  
**Nitish Mittal**  
Partner

Membership No.: 095371



For and on behalf of the Board of Directors of  
**RAKSHA BUILDTECH PRIVATE LIMITED**

  
**Niranjana Kumar Jha**  
Director  
DIN-08376638

  
**Bijay Kumar Panda**  
Director  
DIN-08503814

Place : Gurgaon

Date : 19-05-2021

**RAM BAN PROJECTS PRIVATE LIMITED**  
**BALANCE SHEET AS AT 31 MARCH 2021**  
(Amount in rupees, unless otherwise stated)

	Notes	As at 31 March 2021	As at 31 March 2020
<b>ASSETS</b>			
<b>Current assets</b>			
Inventories	4	580,757,679	579,574,512
Financial assets			
Cash and cash equivalents	5	22,110	17,969
Other current assets	6	-	-
<b>Total Assets</b>		<b>580,779,789</b>	<b>579,592,481</b>
<b>EQUITY AND LIABILITIES</b>			
<b>Equity</b>			
Equity share capital	7	100,000	100,000
Other equity	8	(818,626)	(805,710)
<b>Total equity</b>		<b>(718,626)</b>	<b>(705,710)</b>
<b>LIABILITIES</b>			
<b>Current liabilities</b>			
Financial liabilities			
Trade payables	9	-	-
-total outstanding dues of micro and small enterprises		-	-
-total outstanding dues other than micro and small enterprises		14,160	5,900
Other current liabilities	10	581,484,255	580,292,291
<b>Total liabilities</b>		<b>581,498,415</b>	<b>580,298,191</b>
<b>Total Equity and Liabilities</b>		<b>580,779,789</b>	<b>579,592,481</b>

**Summary of significant accounting policies**


3

The accompanying notes are an integral part of the financial statements.


As per our report of even date.


**For N A V R A T N & C O L L P**  
Firm Registration No.: N500107  
Chartered Accountants

  
**Nitish Mittal**  
Partner  
Membership No.: 095371



For and on behalf of the Board of Directors of  
**RAM BAN PROJECTS PRIVATE LIMITED**

  
**Reeti Puja Khuttan**  
Director  
DIN-08595774

  
**Praveen Kumar Madan**  
Director  
DIN- 08595762

Place : Gurugram  
Date : 19 May 2021

**RAM BAN PROJECTS PRIVATE LIMITED**  
**STATEMENT OF PROFIT AND LOSS FOR THE YEAR ENDED 31 MARCH 2021**  
(Amount in rupees, unless otherwise stated)

Particulars	Notes	31 March 2021	31 March 2020
Revenue		-	-
<b>Total Income</b>		-	-
<b>EXPENSES</b>			
Finance costs	11	649	649
Other expenses	12	12,267	11,760
<b>Total Expenses</b>		<b>12,916</b>	<b>12,409</b>
<b>(Loss) before tax from continuing operations</b>		<b>(12,916)</b>	<b>(12,409)</b>
<b>Tax expense:</b>			
Current tax		-	-
<b>(Loss) for the year from continuing operations</b>		<b>(12,916)</b>	<b>(12,409)</b>
Other comprehensive income		-	-
<b>Total other comprehensive income for the year, net of tax</b>		-	-
<b>Total comprehensive (loss) for the year, net of tax</b>		<b>(12,916)</b>	<b>(12,409)</b>
<b>Earnings per equity share:</b>	13		
(1) Basic		(1.29)	(1.24)
(2) Diluted		(1.29)	(1.24)

**Summary of significant accounting policies**

3

The accompanying notes are an integral part of the financial statements.

As per our report of even date.

**For N A V R A T N & C O L L P**  
Firm Registration No.: N500107  
Chartered Accountants



**Nitish Mittal**  
Partner  
Membership No.: 095371



For and on behalf of the Board of Directors of  
**RAM BAN PROJECTS PRIVATE LIMITED**



**Reeti Puja Khuttna**  
Director  
DIN-08595774



**Praveen Kumar Madan**  
Director  
DIN- 08595762

Place : Gurugram  
Date : 19 May 2021

**ROLEX ESTATES PRIVATE LIMITED**  
**BALANCE SHEET AS AT 31 MARCH 2021**  
(Amount in rupees, unless otherwise stated)

	Notes	As at 31 March 2021	As at 31 March 2020
<b>ASSETS</b>			
<b>Current assets</b>			
Inventories	4	32,265,193	32,265,193
Financial assets			
Cash and cash equivalents	5	23,404	24,053
<b>Total Assets</b>		<b>32,288,597</b>	<b>32,289,246</b>
<b>EQUITY AND LIABILITIES</b>			
<b>Equity</b>			
Equity share capital	6	1,000,000	1,000,000
Other equity	7	(247,257)	(236,700)
<b>Total equity</b>		<b>752,743</b>	<b>763,300</b>
<b>LIABILITIES</b>			
<b>Current liabilities</b>			
<b>Financial liabilities</b>			
Trade payables	8	-	-
-total outstanding dues of micro and small enterprises		5,900	5,900
-total outstanding dues other than micro and small enterprises	9	31,529,954	31,520,046
Other current liabilities			
<b>Total liabilities</b>		<b>31,535,854</b>	<b>31,525,946</b>
<b>Total Equity and Liabilities</b>		<b>32,288,597</b>	<b>32,289,246</b>
<b>Summary of significant accounting policies</b>	3		

The accompanying notes are an integral part of the financial statements.

As per our report of even date


For Rajeev & Ajay

Firm registration No : 009977N

Chartered Accountants

Ajay Kumar Sachdeva  
Partner

Membership No. : 084302



For and on behalf of the Board of Directors of  
**ROLEX ESTATES PRIVATE LIMITED**

Suman Jain  
Director  
DIN- 08385675

Arun Kumar  
Director  
DIN- 08657473

*(Handwritten signatures of Suman Jain and Arun Kumar)*

Place : New Delhi  
Date : 19 May 2021

**ROLEX ESTATES PRIVATE LIMITED**  
**STATEMENT OF PROFIT AND LOSS FOR THE YEAR ENDED 31 MARCH 2021**  
(Amount in rupees, unless otherwise stated)

Particulars	Notes	31 March 2021	31 March 2020
Revenue		-	-
<b>Total Income (I)</b>		-	-
<b>EXPENSES</b>			
Finance costs	10	649	649
Other expenses	11	9,908	9,960
<b>Total Expenses (II)</b>		<b>10,557</b>	<b>10,609</b>
<b>(Loss) before tax from continuing operations (I-II)</b>		<b>(10,557)</b>	<b>(10,609)</b>
<b>Tax expense:</b>			
Current tax		-	-
<b>Profit/(Loss) for the year from continuing operations</b>		<b>(10,557)</b>	<b>(10,609)</b>
Other comprehensive income		-	-
<b>Total other comprehensive income for the year, net of tax</b>		<b>-</b>	<b>-</b>
<b>Total comprehensive (loss) for the year, net of tax</b>		<b>(10,557)</b>	<b>(10,609)</b>
<b>Earnings per equity share:</b>	12		
(1) Basic		(0.11)	(0.11)
(2) Diluted		(0.11)	(0.11)

**Summary of significant accounting policies**

**3**

The accompanying notes are an integral part of the financial statements.

**As per our report of even date**

**For Rajeev & Ajay**


Firm registration No : 009977N

Chartered Accountants

Ajay Kumar Sachdeva

Partner

Membership No. : 084302



For and on behalf of the Board of Directors of  
**ROLEX ESTATES PRIVATE LIMITED**

Suman Jain

Director

DIN- 08385675

*Suman Jain*

Arun Kumar

Director

DIN- 08657473

*Arun Kumar*

Place : New Delhi

Date : 19 May 2021

**ROSE GATE ESTATES PRIVATE LIMITED**  
**BALANCE SHEET AS AT 31 MARCH 2021**  
(Amount in rupees, unless otherwise stated)

	Notes	As at 31 March 2021	As at 31 March 2020
<b>ASSETS</b>			
<b>Non-current assets</b>			
Financial Assets			
Investments	4	300,000	300,000
		<b>300,000</b>	<b>300,000</b>
<b>Current assets</b>			
Inventories	5	413,326,294	413,325,460
Financial assets			
Cash and cash equivalents	6	21,687	1,546
Other bank balances	7	3,673,394	3,068,101
Other financial assets	8	9,168,716	9,168,716
Other current assets	9	3,133,508	3,307,614
		<b>429,323,599</b>	<b>428,871,437</b>
<b>Total Assets</b>		<b>429,623,599</b>	<b>429,171,437</b>
<b>EQUITY AND LIABILITIES</b>			
<b>Equity</b>			
Equity share capital	10	100,000	100,000
Other equity	11	1,733,541	1,400,981
<b>Total equity</b>		<b>1,833,541</b>	<b>1,500,981</b>
<b>LIABILITIES</b>			
<b>Current liabilities</b>			
Financial liabilities			
Trade payables	12	781	-
-total outstanding dues of micro and small enterprises		14,160	5,900
-total outstanding dues other than micro and small enterprises			
Other current liabilities	13	427,775,117	427,664,556
<b>Total liabilities</b>		<b>427,790,058</b>	<b>427,670,456</b>
<b>Total Equity and Liabilities</b>		<b>429,623,599</b>	<b>429,171,437</b>
<b>Summary of significant accounting policies</b>			
	3		

The accompanying notes are an integral part of the financial statements.

As per our report of even date

**For NAVRATN & CO LLP**  
Firm Reg. No.: N500107  
Chartered Accountants

  
**Nitish Mittal**  
Partner

Membership No.: 095371



For and on behalf of the Board of Directors of  
**ROSE GATE ESTATES PRIVATE LIMITED**

  
**Vivek Singh**  
Director  
DIN-03466774

  
**Amarjeet Chhikara**  
Director  
DIN-08858736

Place : Gurugram  
Date : 19 May 2021

**ROSE GATE ESTATES PRIVATE LIMITED**  
**STATEMENT OF PROFIT AND LOSS FOR THE YEAR ENDED 31 MARCH 2021**  
(Amount in rupees, unless otherwise stated)

Particulars	Notes	31 March 2021	31 March 2020
Other income	14	457,736	206,929
<b>Total Income</b>		<b>457,736</b>	<b>206,929</b>
<b>EXPENSES</b>			
Finance costs	15	649	649
Other expenses	16	12,678	22,522
<b>Total Expenses</b>		<b>13,327</b>	<b>23,171</b>
<b>Profit before tax from continuing operations</b>		<b>444,409</b>	<b>183,758</b>
<b>Tax expense:</b>			
Current tax		111,849	46,200
<b>Profit for the year from continuing operations</b>		<b>332,560</b>	<b>137,558</b>
Other comprehensive income		-	-
<b>Total other comprehensive income for the year, net of tax</b>		<b>-</b>	<b>-</b>
<b>Total comprehensive income for the year, net of tax</b>		<b>332,560</b>	<b>137,558</b>
<b>Earnings per equity share:</b>	17		
(1) Basic		33.26	13.76
(2) Diluted		33.26	13.76
<b>Summary of significant accounting policies</b>	3		

The accompanying notes are an integral part of the financial statements.

As per our report of even date

**For NAVRATN & CO LLP**  
Firm Reg. No.: NS00107  
Chartered Accountants

  
**Nishish Mittal**  
Partner  
Membership No.: 095371



For and on behalf of the Board of Directors of  
**ROSE GATE ESTATES PRIVATE LIMITED**

  
**Vivek Singh**  
Director  
DIN-03466774

  
**Amarjeet Chhikara**  
Director  
DIN-08858736

Place : Gurugram  
Date : 19 May 2021



**RUDRAKSHA REALTORS PRIVATE LIMITED**  
**BALANCE SHEET AS AT 31 MARCH 2021**  
(Amount in rupees, unless otherwise stated)

	Notes	As at 31 March 2021	As at 31 March 2020
<b>ASSETS</b>			
<b>Current assets</b>			
Inventories	4	464,729,479	464,653,959
Financial assets			
Cash and cash equivalents	5	24,044	19,761
Other financial assets	6	1,618,502	1,618,502
Other current assets	7	-	-
<b>Total assets</b>		<b>466,372,025</b>	<b>466,292,222</b>
<b>EQUITY AND LIABILITIES</b>			
<b>Equity</b>			
Equity share capital	8	100,000	100,000
Other equity	9	(426,409)	(413,564)
<b>Total equity</b>		<b>(326,409)</b>	<b>(313,564)</b>
<b>LIABILITIES</b>			
<b>Current liabilities</b>			
Financial liabilities			
Trade payables	10	-	-
-total outstanding dues of micro and small enterprises		-	-
-total outstanding dues other than micro and small enterprises		5,900	5,900
Other current liabilities	11	466,692,534	466,599,586
Provisions	12	-	300
<b>Total liabilities</b>		<b>466,698,434</b>	<b>466,605,786</b>
<b>Total equity and liabilities</b>		<b>466,372,025</b>	<b>466,292,222</b>

**Summary of significant accounting policies** 3

The accompanying notes are an integral part of the financial statements.

**As per our report of even date**

**For N A V R A T N & C O L L P**

Firm Reg. No.: N500107

Chartered Accountants

**Nitish Mittal**

Partner

Membership No.: 095371



For and on behalf of the Board of Directors of  
**RUDRAKSHA REALTORS PRIVATE LIMITED**

*[Signature]*

**Narendra Vashisht**

Director

DIN- 06713906

*[Signature]*

**Amarjeet Chhikara**

Director

DIN- 08858736

Place : Gurugram

Date : 19 May 2021

*[Signature]*

**RUDRAKSHA REALTORS PRIVATE LIMITED**  
**STATEMENT OF PROFIT AND LOSS FOR THE YEAR ENDED 31 MARCH 2021**  
(Amount in rupees, unless otherwise stated)

Particulars	Notes	31 March 2021	31 March 2020
Other income	13	-	10,779
<b>Total Income</b>		<b>-</b>	<b>10,779</b>
<b>EXPENSES</b>			
Finance costs	14	667	649
Other expenses	15	12,178	8,939
<b>Total Expenses</b>		<b>12,845</b>	<b>9,588</b>
<b>Profit/ (Loss) before tax from continuing operations</b>		<b>(12,845)</b>	<b>1,191</b>
<b>Tax expense:</b>			
Current tax		-	300
<b>Profit/ (Loss) for the year from continuing operations</b>		<b>(12,845)</b>	<b>891</b>
Other comprehensive income		-	-
<b>Total other comprehensive income for the year, net of tax</b>		<b>-</b>	<b>-</b>
<b>Total comprehensive income/(loss) for the year, net of tax</b>		<b>(12,845)</b>	<b>891</b>
<b>Earnings per equity share:</b>	16		
(1) Basic		(1.28)	0.09
(2) Diluted		(1.28)	0.09

**Summary of significant accounting policies**

3

The accompanying notes are an integral part of the financial statements.


As per our report of even date

**For N A V R A T N & C O L L P**  
Firm Reg. No.: N500107  
Chartered Accountants

**Mitish Mittal**  
Partner  
Membership No.: 095371



For and on behalf of the Board of Directors of  
**RUDRAKSHA REALTORS PRIVATE LIMITED**

  
**Narendra Vashisht**  
Director  
DIN- 06713906

  
**Amarjeet Chhikara**  
Director  
DIN- 08858736

Place : Gurugram  
Date : 19 May 2021

**SACRED ESTATES PRIVATE LIMITED**  
**BALANCE SHEET AS AT 31 MARCH 2021**  
(Amount in rupees, unless otherwise stated)

**ASSETS**

**Current assets**

Financial assets

Cash and cash equivalents

**Total Assets**

Notes	As at 31 March 2021	As at 31 March 2020
4	24,079	25,628
	<b>24,079</b>	<b>25,628</b>
<b>EQUITY AND LIABILITIES</b>		
<b>Equity</b>		
5	100,000	100,000
6	(128,196)	(118,000)
	<b>(28,196)</b>	<b>(18,000)</b>
<b>LIABILITIES</b>		
<b>Current liabilities</b>		
Financial liabilities		
Trade payables		
7	-	-
	-total outstanding dues of micro and small enterprises	-
	-total outstanding dues other than micro and small enterprises	5,900
8	46,375	37,728
	<b>52,275</b>	<b>43,628</b>
	<b>52,275</b>	<b>43,628</b>
	<b>24,079</b>	<b>25,628</b>

**Total Equity and Liabilities**

**Summary of significant accounting policies**

The accompanying notes are an integral part of the financial statements.

As per our report of even date

For Rajeev & Ajay

Firm registration No : 009977N

Chartered Accountants

Ajay Kumar Sachdeva

Partner

Membership No. : 084302

Place : New Delhi

Date : 19 May 2021

For and on behalf of the Board of Directors of  
**SACRED ESTATES PRIVATE LIMITED**

Reeti Puja Khuttan

Director

DIN-08595774

Bhupinder Rajjaswant Singh

Director

DIN- 06583432

**SACRED ESTATES PRIVATE LIMITED**  
**STATEMENT OF PROFIT AND LOSS FOR THE YEAR ENDED 31 MARCH 2021**  
(Amount in rupees, unless otherwise stated)

Particulars	Notes	31 March 2021	31 March 2020
Revenue		-	-
<b>Total Income</b>		-	-
<b>EXPENSES</b>			
Finance costs	9	162	649
Other expenses	10	10,034	8,930
<b>Total Expenses</b>		<b>10,196</b>	<b>9,579</b>
<b>Profit/(Loss) before tax from continuing operations</b>		<b>(10,196)</b>	<b>(9,579)</b>
<b>Tax expense:</b>			
Current tax		-	-
<b>Profit/(Loss) for the year from continuing operations</b>		<b>(10,196)</b>	<b>(9,579)</b>
<b>Other comprehensive income</b>		-	-
<b>Total other comprehensive income for the year, net of tax</b>		-	-
<b>Total comprehensive (loss) for the year, net of tax</b>		<b>(10,196)</b>	<b>(9,579)</b>
<b>Earnings per equity share:</b>	11		
(1) Basic		(1.02)	(0.96)
(2) Diluted		(1.02)	(0.96)

**Summary of significant accounting policies**

3

The accompanying notes are an integral part of the financial statements.

**As per our report of even date**

**For Rajeev & Ajay**  
Firm registration No : 009977N  
Chartered Accountants

**Ajay Kumar Sachdeva**  
Partner  
Membership No. : 084302

For and on behalf of the Board of Directors of  
**SACRED ESTATES PRIVATE LIMITED**

**Reeti Puja Khuttan**  
Director  
DIN-08595774

**Bhupinder Rajjaswant Singh**  
Director  
DIN- 06583432

Place : New Delhi  
Date : 19 May 2021

**SAMBHAVEE PROJECTS PRIVATE LIMITED**  
**BALANCE SHEET AS AT 31 MARCH 2021**  
(Amount in rupees, unless otherwise stated)

	Notes	As at 31 March 2021	As at 31 March 2020
<b>ASSETS</b>			
<b>Current assets</b>			
Inventories	4	151,298,835	151,069,460
Financial assets			
Cash and cash equivalents	5	24,393	19,169
<b>Total Assets</b>		<b>151,323,228</b>	<b>151,088,629</b>
<b>EQUITY AND LIABILITIES</b>			
<b>Equity</b>			
Equity share capital	6	1,000,000	1,000,000
Other equity	7	(394,455)	(381,537)
<b>Total equity</b>		<b>605,545</b>	<b>618,463</b>
<b>LIABILITIES</b>			
<b>Current liabilities</b>			
Financial liabilities			
Trade payables	8	-	-
-total outstanding dues of micro and small enterprises		5,900	5,900
-total outstanding dues other than micro and small enterprises	9	150,711,783	150,464,266
Other current liabilities			
<b>Total liabilities</b>		<b>150,717,683</b>	<b>150,470,166</b>
<b>Total Equity and Liabilities</b>		<b>151,323,228</b>	<b>151,088,629</b>
<b>Summary of significant accounting policies</b>	3		

The accompanying notes are an integral part of the financial statements.

As per our report of even date

**For N A V R A T N & C O L L P**

Firm Reg. No.: NS00107

Chartered Accountants

**Nitish Mittal**

Partner

Membership No.: 095378



Place : Gurugram

Date : 19 May 2021

For and on behalf of the Board of Directors of

**SAMBHAVEE PROJECTS PRIVATE LIMITED**

*[Signature]*

**Narendra Vashisht**

Director

DIN-06713906

*[Signature]*

**Reeti Puja Khuttan**

Director

DIN-08595774

**SAMBHAVEE PROJECTS PRIVATE LIMITED**  
**STATEMENT OF PROFIT AND LOSS FOR THE YEAR ENDED 31 MARCH 2021**  
(Amount in rupees, unless otherwise stated)

Particulars	Notes	31 March 2021	31 March 2020
Revenue		-	-
<b>Total Income</b>		<b>-</b>	<b>-</b>
<b>EXPENSES</b>			
Finance costs	10	650	649
Other expenses	11	12,268	10,344
<b>Total Expenses</b>		<b>12,918</b>	<b>10,993</b>
<b>(Loss) before tax from continuing operations</b>		<b>(12,918)</b>	<b>(10,993)</b>
<b>Tax expense:</b>			
Current tax		-	-
<b>(Loss) for the year from continuing operations</b>		<b>(12,918)</b>	<b>(10,993)</b>
Other comprehensive income		-	-
<b>Total other comprehensive income for the year, net of tax</b>		<b>-</b>	<b>-</b>
<b>Total comprehensive income/(loss) for the year, net of tax</b>		<b>(12,918)</b>	<b>(10,993)</b>
<b>Earnings per equity share:</b>	12		
(1) Basic		(0.13)	(0.11)
(2) Diluted		(0.13)	(0.11)

**Summary of significant accounting policies**

**3**

The accompanying notes are an integral part of the financial statements.

**As per our report of even date**

**For N A V R A T N & C O L L P**  
Firm Reg. No.: N500107  
Chartered Accountants

  
**Nitish Mittal**  
Partner  
Membership No.: 095371



For and on behalf of the Board of Directors of  
**SAMBHAVEE PROJECTS PRIVATE LIMITED**

**Narendra Vashisht**  
Director  
DIN-06713906

**Reeti Puja Khuttan**  
Director  
DIN-08595774

Place : Gurugram  
Date : 19 May 2021

**SANDESH BUILDCON PRIVATE LIMITED**  
**BALANCE SHEET AS AT 31 MARCH 2021**  
(Amount in rupees, unless otherwise stated)

	Notes	As at 31 March 2021	As at 31 March 2020
<b>ASSETS</b>			
<b>Current assets</b>			
Inventories	4	288,033,817	288,033,817
Financial assets			
Cash and cash equivalents	5	80,697	19,063
Other current assets	6	3,020,886	3,020,886
<b>Total Assets</b>		<b>291,135,400</b>	<b>291,073,766</b>
<b>EQUITY AND LIABILITIES</b>			
<b>Equity</b>			
Equity share capital	7	1,000,000	1,000,000
Other equity	8	(624,667)	(614,110)
<b>Total equity</b>		<b>375,333</b>	<b>385,890</b>
<b>LIABILITIES</b>			
<b>Current liabilities</b>			
Financial liabilities			
Trade payables	9	-	-
-total outstanding dues of micro and small enterprises		5,900	5,900
-total outstanding dues other than micro and small enterprises			
Other current liabilities	10	290,754,167	290,681,976
<b>Total liabilities</b>		<b>290,760,067</b>	<b>290,687,876</b>
<b>Total Equity and Liabilities</b>		<b>291,135,400</b>	<b>291,073,766</b>
<b>Summary of significant accounting policies</b>	3		

The accompanying notes are an integral part of the financial statements.

**As per our report of even date**

**For N A V R A T N & C O L L P**

Firm Reg. No.: N500107

Chartered Accountants

  
**Nitish Mittal**


Partner

Membership No.: 095371



For and on behalf of the Board of Directors of

**SANDESH BUILDCON PRIVATE LIMITED**



**Narendra Vashisht**

Director

DIN-06713906



**Arif Mohamad**

Director

DIN-07119219

Place : Gurugram

Date : 19 May 2021



**SANDESH BUILDCON PRIVATE LIMITED**  
**STATEMENT OF PROFIT AND LOSS FOR THE YEAR ENDED 31 MARCH 2021**  
(Amount in rupees, unless otherwise stated)

Particulars	Notes	31 March 2021	31 March 2020
Revenue		-	-
<b>Total Income</b>		-	-
<b>EXPENSES</b>			
Finance costs	11	649	649
Other expenses	12	9,908	9,740
<b>Total Expenses</b>		10,557	10,389
<b>(Loss) before tax from continuing operations</b>		<b>(10,557)</b>	<b>(10,389)</b>
<b>Tax expense:</b>			
Current tax		-	-
<b>(Loss) for the year from continuing operations</b>		<b>(10,557)</b>	<b>(10,389)</b>
Other comprehensive income		-	-
<b>Total other comprehensive income for the year, net of tax</b>		-	-
<b>Total comprehensive (loss) for the year, net of tax</b>		<b>(10,557)</b>	<b>(10,389)</b>
<b>Earnings per equity share:</b>	13		
(1) Basic		(0.11)	(0.10)
(2) Diluted		(0.11)	(0.10)

**Summary of significant accounting policies**

3

The accompanying notes are an integral part of the financial statements.

**As per our report of even date**

**For N A V R A T N & CO LLP**

Firm Reg. No.: N500107

Chartered Accountants

**Nilish Mittal**

Partner

Membership No.: 095371



For and on behalf of the Board of Directors of  
**SANDESH BUILDCON PRIVATE LIMITED**

**Narendra Vashisht**

Director

DIN-06713906

**Arif Mohamad**

Director

DIN-07119219

Place : Gurugram

Date : 19 May 2021



**SANKALP BUILDTECH PRIVATE LIMITED**  
**BALANCE SHEET AS AT 31 MARCH 2021**  
(Amount in Rupees, unless otherwise stated)

**ASSETS**

**Current assets**

Inventories

Financial assets

Cash and cash equivalents

**Total assets**

Notes	31 March 2021	31 March 2020
4	17,401,600	17,401,600
5	24,228	24,987
	<b>17,425,828</b>	<b>17,426,587</b>

**EQUITY AND LIABILITIES**

**Equity**

Equity share capital

Other equity

**Total equity**

6	100,000	100,000
7	(171,694)	(161,541)
	<b>(71,694)</b>	<b>(61,541)</b>

**LIABILITIES**

**Current liabilities**

Financial liabilities

Trade payables

-total outstanding dues of micro and small enterprises

-total outstanding dues other than micro and small enterprises

Other current liabilities

**Total liabilities**

8	-	-
	5,900	5,900
9	17,491,623	17,482,228
	<b>17,497,523</b>	<b>17,488,128</b>
	<b>17,425,828</b>	<b>17,426,587</b>

**Total equity and liabilities**

Summary of significant accounting policies

3

The accompanying notes are an integral part of the financial statements.

**As per our report of even date**

**For Sanjay Rastogi & Associates**

Firm registration No : 014056N

Chartered Accountants

*Sanjay Rastogi*

**CA Sanjay Rastogi**

Proprietor

Membership No. : 075033



For and on behalf of the Board of Directors of  
**SANKALP BUILDTECH PRIVATE LIMITED**

*Narendra Vashisht* *Rajnish Bhardwaj*

**Narendra Vashisht**

Director

DIN-06713906

**Rajnish Bhardwaj**

Director

DIN-02220240

Place : New Delhi

Date :

13 JUL 2021

**SANKALP BUILDTECH PRIVATE LIMITED**  
**STATEMENT OF PROFIT AND LOSS FOR THE YEAR ENDED 31 MARCH 2021**  
(Amount in Rupees, unless otherwise stated)

Particulars	Notes	31 March 2021	31 March 2020
Revenue		-	-
<b>Total Income</b>		-	-
<b>EXPENSES</b>			
Finance costs	10	649	649
Other expenses	11	9,505	9,233
<b>Total Expenses</b>		<b>10,154</b>	<b>9,882</b>
<b>Loss before tax from continuing operations</b>		<b>(10,154)</b>	<b>(9,882)</b>
<b>Tax expense:</b>			
Current tax		-	-
<b>Loss for the year from continuing operations</b>		<b>(10,154)</b>	<b>(9,882)</b>
Other comprehensive income		-	-
<b>Total other comprehensive income for the year, net of tax</b>		<b>-</b>	<b>-</b>
<b>Total comprehensive loss for the year, net of tax</b>		<b>(10,154)</b>	<b>(9,882)</b>
Earnings per equity share:	12		
Basic (Rs.)		(1.02)	(0.99)
Diluted (Rs.)		(1.02)	(0.99)

Summary of significant accounting policies

3

The accompanying notes are an integral part of the financial statements.

**As per our report of even date**

**For Sanjay Rastogi & Associates**  
Firm registration No : 014056N  
Chartered Accountants

*Sanjay Rastogi*

**CA Sanjay Rastogi**  
Proprietor  
Membership No. : 075033



For and on behalf of the Board of Directors of  
**SANKALP BUILDTECH PRIVATE LIMITED**

*Narendra Vashisht* *Rajnish Bhardwaj*

**Narendra Vashisht**  
Director  
DIN-06713906

**Rajnish Bhardwaj**  
Director  
DIN-02220240

Place : New Delhi  
Date :

13 JUL 2021

**SANKALP PROMOTERS PRIVATE LIMITED**  
**BALANCE SHEET AS AT 31 MARCH 2021**  
(Amount in rupees, unless otherwise stated)

	Notes	As at 31 March 2021	As at 31 March 2020
<b>ASSETS</b>			
<b>Non-current assets</b>			
Financial Assets			
Investments	4	100,000	100,000
		<b>100,000</b>	<b>100,000</b>
<b>Current assets</b>			
Inventories	5	44,473,929	44,458,479
Financial assets			
Cash and cash equivalents	6	28,622	53,831
Other bank balances	7	-	159,448
Other financial assets	8	-	4,853
Other current assets	9	62,151	60,119
		<b>44,564,702</b>	<b>44,736,730</b>
<b>Total assets</b>		<b>44,664,702</b>	<b>44,836,730</b>
<b>EQUITY AND LIABILITIES</b>			
<b>Equity</b>			
Equity share capital	10	100,000	100,000
Other equity	11	(2,132,708)	(1,847,504)
<b>Total equity</b>		<b>(2,032,708)</b>	<b>(1,747,504)</b>
<b>LIABILITIES</b>			
<b>Current liabilities</b>			
Financial liabilities			
Trade payables	12	14,468	-
-total outstanding dues of micro and small enterprises		8,658	5,901
-total outstanding dues other than micro and small enterprises			
Other financial liabilities	13	416	416
Other current liabilities	14	46,673,868	46,577,917
<b>Total liabilities</b>		<b>46,697,410</b>	<b>46,584,234</b>
<b>Total equity and liabilities</b>		<b>44,664,702</b>	<b>44,836,730</b>
<b>Summary of significant accounting policies</b>	3		

The accompanying notes are an integral part of the financial statements.

**As per our report of even date**

**For N A V R A T N & C O L L P**

Firm Reg. No.: N500107

Chartered Accountants

  
**Nitish Mittal**  
Partner

Membership No.: 095371



Place : Gurugram  
Date : 19 May 2021

For and on behalf of the Board of Directors of  
**SANKALP PROMOTERS PRIVATE LIMITED**

  
**Neelu**  
Director  
DIN-08860672

  
**Ajay Kumar**  
Director  
DIN-08028800

**SANKALP PROMOTERS PRIVATE LIMITED**  
**STATEMENT OF PROFIT AND LOSS FOR THE YEAR ENDED 31 MARCH 2021**  
(Amount in rupees, unless otherwise stated)

Particulars	Notes	31 March 2021	31 March 2020
Other income	15	6,157	17,033
<b>Total Income</b>		<b>6,157</b>	<b>17,033</b>
<b>EXPENSES</b>			
Finance costs	16	1,841	702
Other expenses	17	289,520	9,536
<b>Total Expenses</b>		<b>291,361</b>	<b>10,238</b>
<b>Profit/ (Loss) before tax from continuing operations</b>		<b>(285,204)</b>	<b>6,795</b>
<b>Tax expense:</b>			
Current tax		-	1,700
<b>Profit/ (Loss) for the year from continuing operations</b>		<b>(285,204)</b>	<b>5,095</b>
Other comprehensive income		-	-
<b>Total other comprehensive income for the year, net of tax</b>		<b>-</b>	<b>-</b>
<b>Total comprehensive income/(loss) for the year, net of tax</b>		<b>(285,204)</b>	<b>5,095</b>
<b>Earnings per equity share:</b>	18		
(1) Basic		(28.52)	0.51
(2) Diluted		(28.52)	0.51

**Summary of significant accounting policies**

3

The accompanying notes are an integral part of the financial statements.

**As per our report of even date**

**For N A V R A T N & CO LLP**

Firm Reg. No.: N500107

Chartered Accountants

**Nitish Mittal**

Partner

Membership No.: 095371



For and on behalf of the Board of Directors of

**SANKALP PROMOTERS PRIVATE LIMITED**

**Neelu**

Director

DIN-08860672

**Ajay Kumar**

Director

DIN-08028800

Place : Gurugram

Date : 19 May 2021

**SANSKAR BUILDCON PRIVATE LIMITED**  
**BALANCE SHEET AS AT 31 MARCH 2021**  
(Amount in rupees, unless otherwise stated)

	Notes	As at 31 March 2021	As at 31 March 2020
<b>ASSETS</b>			
<b>Current assets</b>			
Financial assets			
Cash and cash equivalents	4	23,529	24,179
Other financial assets	5	1,931,440	1,941,247
Other current assets	6	196,270	196,270
<b>Total Assets</b>		<b>2,151,239</b>	<b>2,161,696</b>
<b>EQUITY AND LIABILITIES</b>			
<b>Equity</b>			
Equity share capital	7	100,000	100,000
Other equity	8	2,045,338	2,055,795
<b>Total equity</b>		<b>2,145,338</b>	<b>2,155,795</b>
<b>LIABILITIES</b>			
<b>Current liabilities</b>			
Financial liabilities			
Trade payables	9	-	-
-total outstanding dues of micro and small enterprises		5,901	5,901
-total outstanding dues other than micro and small enterprises		-	-
<b>Total liabilities</b>		<b>5,901</b>	<b>5,901</b>
<b>Total Equity and Liabilities</b>		<b>2,151,239</b>	<b>2,161,696</b>

**Summary of significant accounting policies**

3

The accompanying notes are an integral part of the financial statements.

As per our report of even date

**For N A V R A T N & CO LLP**

Firm Reg. No.: N500107

Chartered Accountants

**Nitish Mittal**

Partner

Membership No.: 095371



For and on behalf of the Board of Directors of  
**SANSKAR BUILDCON PRIVATE LIMITED**

**Arif Mohamad**

Director

DIN-07119219

**Gaurav Seth**

Director

DIN-08129148

Place : Gurugram

Date : 19 May 2021

**SANSKAR BUILDCON PRIVATE LIMITED**  
**STATEMENT OF PROFIT AND LOSS FOR THE YEAR ENDED 31 MARCH 2021**  
(Amount in rupees, unless otherwise stated)

Particulars	Notes	31 March 2021	31 March 2020
Revenue		-	-
<b>Total Income</b>		<b>-</b>	<b>-</b>
<b>EXPENSES</b>			
Finance costs	10	650	649
Other expenses	11	9,807	10,041
<b>Total Expenses</b>		<b>10,457</b>	<b>10,690</b>
<b>(Loss) before tax from continuing operations</b>		<b>(10,457)</b>	<b>(10,690)</b>
<b>Tax expense:</b>			
Current tax		-	-
<b>(Loss) for the year from continuing operations</b>		<b>(10,457)</b>	<b>(10,690)</b>
Other comprehensive income		-	-
<b>Total other comprehensive income/(loss) for the year, net of tax</b>		<b>-</b>	<b>-</b>
<b>Total comprehensive (loss) for the year, net of tax</b>		<b>(10,457)</b>	<b>(10,690)</b>
<b>Earnings per equity share:</b>	12		
(1) Basic		(1.05)	(1.07)
(2) Diluted		(1.05)	(1.07)
<b>Summary of significant accounting policies</b>	3		

The accompanying notes are an integral part of the financial statements.

As per our report of even date


For **NAV RATN & CO LLP**  
Firm Reg. No.: N500107  
Chartered Accountants

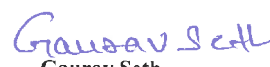
  
**Nitish Mittal**  
Partner  
Membership No.: 095371



Place : Gurugram  
Date : 19 May 2021

For and on behalf of the Board of Directors of  
**SANSKAR BUILDCON PRIVATE LIMITED**

  
**Arif Mohammad**  
Director  
DIN-07119219

  
**Gaurav Seth**  
Director  
DIN-08129148

**SANSKAR BUILDWELL PRIVATE LIMITED**  
**BALANCE SHEET AS AT 31 MARCH 2021**  
(Amount in rupees, unless otherwise stated)

	Notes	As at 31 March 2021	As at 31 March 2020
<b>ASSETS</b>			
<b>Current assets</b>			
Financial assets			
Cash and cash equivalents	4	23,766	17,727
Other current assets	5	-	-
<b>Total Assets</b>		<b>23,766</b>	<b>17,727</b>
<b>EQUITY AND LIABILITIES</b>			
<b>Equity</b>			
Equity share capital	6	100,000	100,000
Other equity	7	(421,179)	(413,383)
<b>Total equity</b>		<b>(321,179)</b>	<b>(313,383)</b>
<b>LIABILITIES</b>			
<b>Current liabilities</b>			
Financial liabilities			
Trade payables	8	-	-
-total outstanding dues of micro and small enterprises		6,209	6,209
-total outstanding dues other than micro and small enterprises		338,736	324,901
Other current liabilities	9	344,945	331,110
<b>Total liabilities</b>		<b>344,945</b>	<b>331,110</b>
<b>Total Equity and Liabilities</b>		<b>23,766</b>	<b>17,727</b>

**Summary of significant accounting policies**

3

The accompanying notes are an integral part of the financial statements.

As per our report of even date

**For N A V R A T N & C O L L P**

Firm registration No.: N500107

Chartered Accountants

  
**Nitish Mittal**

Partner

Membership No.: 09537



Place : Gurugram

Date : 19 May 2021

For and on behalf of the Board of Directors of  
**SANSKAR BUILDWELL PRIVATE LIMITED**

  
**Ramresh Khulbe**

Director

DIN- 07109071

  
**Satish Kumar Goyal**

Director

DIN- 06520570



**SANSKAR BUILDWELL PRIVATE LIMITED**  
**STATEMENT OF PROFIT AND LOSS FOR THE YEAR ENDED 31 MARCH 2021**  
(Amount in rupees, unless otherwise stated)

Particulars	Notes	31 March 2021	31 March 2020
Revenue		-	-
<b>Total Income</b>		-	-
<b>EXPENSES</b>			
Finance costs	10	649	649
Other expenses	11	7,147	5,900
<b>Total Expenses</b>		<b>7,796</b>	<b>6,549</b>
<b>(Loss) before tax from continuing operations</b>		<b>(7,796)</b>	<b>(6,549)</b>
<b>Tax expense:</b>			
Current tax		-	-
<b>(Loss) for the year from continuing operations</b>		<b>(7,796)</b>	<b>(6,549)</b>
Other comprehensive income		-	-
<b>Total other comprehensive income for the year, net of tax</b>		-	-
<b>Total comprehensive (loss) for the year, net of tax</b>		<b>(7,796)</b>	<b>(6,549)</b>
<b>Earnings per equity share:</b>	12		
(1) Basic		(0.78)	(0.65)
(2) Diluted		(0.78)	(0.65)

**Summary of significant accounting policies**

3

The accompanying notes are an integral part of the financial statements.

**As per our report of even date**

**For N A V R A T N & C O L L P**  
Firm registration No.: N500107  
Chartered Accountants

  
**Nitish Mittal**

Partner  
Membership No.: 095371



Place : Gurugram  
Date : 19 May 2021

For and on behalf of the Board of Directors of  
**SANSKAR BUILDWELL PRIVATE LIMITED**

  
**Ramesh Khulbe**  
Director  
DIN- 07109071

  
**Satish Kumar Goyal**  
Director  
DIN- 06520570



**SANYUKTA PROMOTORS PRIVATE LIMITED**  
**BALANCE SHEET AS AT 31 MARCH 2021**  
(Amount in rupees, unless otherwise stated)

	Notes	As at 31 March 2021	As at 31 March 2020
<b>ASSETS</b>			
<b>Current assets</b>			
Financial assets			
Cash and cash equivalents	4	23,932	24,581
Other financial assets	5	699,726	706,862
		<u>723,658</u>	<u>731,443</u>
<b>Total Assets</b>		<u>723,658</u>	<u>731,443</u>
<b>EQUITY AND LIABILITIES</b>			
<b>Equity</b>			
Equity share capital	6	1,000,000	1,000,000
Other equity	7	(282,242)	(274,457)
<b>Total equity</b>		<u>717,758</u>	<u>725,543</u>
<b>LIABILITIES</b>			
<b>Current liabilities</b>			
Financial liabilities			
Trade payables	8	-	-
-total outstanding dues of micro and small enterprises		-	-
-total outstanding dues other than micro and small enterprises		5,900	5,900
<b>Total liabilities</b>		<u>5,900</u>	<u>5,900</u>
<b>Total Equity and Liabilities</b>		<u>723,658</u>	<u>731,443</u>

**Summary of significant accounting policies**

3

The accompanying notes are an integral part of the financial statements.

**As per our report of even date**


**For Rajeev & Ajay**

Firm registration No.: 009977N  
Chartered Accountants

Ajay Kumar Sachdeva

Partner

Membership No. : 084302



For and on behalf of the Board of Directors of  
**SANYUKTA PROMOTORS PRIVATE LIMITED**

Gaurav Seth  
Gaurav Seth  
Director  
DIN-08129148

Amir Mohamad  
Amir Mohamad  
Director  
DIN-07119219

Place : New Delhi  
Date : 19 May 2021

**SANYUKTA PROMOTORS PRIVATE LIMITED**  
**STATEMENT OF PROFIT AND LOSS FOR THE YEAR ENDED 31 MARCH 2021**  
(Amount in rupees, unless otherwise stated)

Particulars	Notes	31 March 2021	31 March 2020
Other income		-	-
<b>Total Income (I)</b>		-	-
<b>EXPENSES</b>			
Finance costs	9	649	2,065
Other expenses	10	7,136	7,920
<b>Total Expenses (II)</b>		7,785	9,985
<b>Profit/(Loss) before tax from continuing operations (I-II)</b>		<b>(7,785)</b>	<b>(9,985)</b>
<b>Tax expense:</b>			
Current tax		-	-
<b>Profit/(Loss) for the year from continuing operations</b>		<b>(7,785)</b>	<b>(9,985)</b>
<b>Other comprehensive income</b>		-	-
<b>Total other comprehensive income for the year, net of tax</b>		-	-
<b>Total comprehensive (loss) for the year, net of tax</b>		<b>(7,785)</b>	<b>(9,985)</b>
<b>Earnings per equity share:</b>	11		
(1) Basic		(0.08)	(0.10)
(2) Diluted		(0.08)	(0.10)

**Summary of significant accounting policies**


3

The accompanying notes are an integral part of the financial statements.

**As per our report of even date**

**For Rajeev & Ajay**  
Firm registration No : 009977N  
Chartered Accountants

**Ajay Kumar Sachdeva**  
Partner  
Membership No. : 084302



For and on behalf of the Board of Directors of  
**SANYUKTA PROMOTORS PRIVATE LIMITED**

**Gaurav Seth**  
Gaurav Seth  
Director  
DIN-08129148

**Ahmed Mohamad**  
Ahmed Mohamad  
Director  
DIN-07119219

Place : New Delhi  
Date : 19 May 2021

**SARVODAYA BUILDCON PRIVATE LIMITED**  
**BALANCE SHEET AS AT 31 MARCH 2021**  
(Amount in rupees, unless otherwise stated)

	Notes	As at 31 March 2021	As at 31 March 2020
<b>ASSETS</b>			
<b>Current assets</b>			
Inventories	4	97,737,257	54,332,400
Financial assets			
Cash and cash equivalents	5	42,295	19,269
Other financial assets	6	8,097,125	8,097,125
Other current assets	7	1,000,000	-
<b>Total Assets</b>		<b>106,876,677</b>	<b>62,448,794</b>
<b>EQUITY AND LIABILITIES</b>			
<b>Equity</b>			
Equity share capital	8	100,000	100,000
Other equity	9	5,557,019	5,570,422
<b>Total equity</b>		<b>5,657,019</b>	<b>5,670,422</b>
<b>LIABILITIES</b>			
<b>Current liabilities</b>			
Financial liabilities			
Trade payables	10	-	-
-total outstanding dues of micro and small enterprises		-	-
-total outstanding dues other than micro and small enterprises		61,980	5,900
Other financial liabilities	11	297,000	297,000
Other current liabilities	12	100,860,678	56,475,472
<b>Total liabilities</b>		<b>101,219,658</b>	<b>56,778,372</b>
<b>Total Equity and Liabilities</b>		<b>106,876,677</b>	<b>62,448,794</b>

Summary of significant accounting policies 3

The accompanying notes are an integral part of the financial statements.

As per our report of even date

**For N A V R A T N & C O L L P**  
Firm registration No.: N500107  
Chartered Accountants

  
**Nitish Mittal**

Partner  
Membership No.: 095371



Place : Gurugram  
Date : 19 May 2021

For and on behalf of the Board of Directors of  
**SARVODAYA BUILDCON PRIVATE LIMITED**

  
**Amarjeet Chhikara**  
Director  
DIN-08858736

  
**Mitrakant**  
Director  
DIN-08528740



**SARVODAYA BUILDCON PRIVATE LIMITED**  
**STATEMENT OF PROFIT AND LOSS FOR THE YEAR ENDED 31 MARCH 2021**  
(Amount in rupees, unless otherwise stated)

Particulars	Notes	31 March 2021	31 March 2020
Other income		-	-
<b>Total Income</b>		<b>-</b>	<b>-</b>
<b>EXPENSES</b>			
Finance costs	13	724	1,018
Other expenses	14	12,679	9,536
<b>Total Expenses</b>		<b>13,403</b>	<b>10,554</b>
<b>(Loss) before tax from continuing operations</b>		<b>(13,403)</b>	<b>(10,554)</b>
<b>Tax expense:</b>			
Current tax		-	-
<b>(Loss) for the year from continuing operations</b>		<b>(13,403)</b>	<b>(10,554)</b>
Other comprehensive income		-	-
<b>Total other comprehensive income for the year, net of tax</b>		<b>-</b>	<b>-</b>
<b>Total comprehensive (loss) for the year, net of tax</b>		<b>(13,403)</b>	<b>(10,554)</b>
<b>Earnings per equity share:</b>	15		
(1) Basic		(1.34)	(1.06)
(2) Diluted		(1.34)	(1.06)

**Summary of significant accounting policies**

3

The accompanying notes are an integral part of the financial statements.

As per our report of even date

**For NAVRATN & CO LLP**  
Firm registration No.: N500107  
Chartered Accountants

  
**Nitish Mittal**

Partner

Membership No.: 095371



For and on behalf of the Board of Directors of  
**SARVODAYA BUILDCON PRIVATE LIMITED**

  
**Amarjeet Chhikara**

Director

DIN-08858736

  
**Mitrakant**

Director

DIN-08528740

Place : Gurugram  
Date : 19 May 2021

**SARVPRIYA REALTORS PRIVATE LIMITED**  
**BALANCE SHEET AS AT 31 MARCH 2021**  
(Amount in rupees, unless otherwise stated)

	Notes	As at 31 March 2021	As at 31 March 2020
<b>ASSETS</b>			
<b>Current assets</b>			
Inventories	4	106,410,264	106,410,264
Financial assets			
Cash and cash equivalents	5	21,092	23,951
Other current assets	6	-	-
<b>Total Assets</b>		<b>106,431,356</b>	<b>106,434,215</b>
<b>EQUITY AND LIABILITIES</b>			
<b>Equity</b>			
Equity share capital	7	100,000	100,000
Other equity	8	(67,577,676)	(67,564,850)
<b>Total equity</b>		<b>(67,477,676)</b>	<b>(67,464,850)</b>
<b>LIABILITIES</b>			
<b>Current liabilities</b>			
Financial liabilities			
Trade payables	9	-	-
-total outstanding dues of micro and small enterprises		-	-
-total outstanding dues other than micro and small enterprises		11,800	11,800
Other current liabilities	10	173,897,232	173,887,265
Provisions	11	-	-
<b>Total liabilities</b>		<b>173,909,032</b>	<b>173,899,065</b>
<b>Total Equity and Liabilities</b>		<b>106,431,356</b>	<b>106,434,215</b>
<b>Summary of significant accounting policies</b>	3		

The accompanying notes are an integral part of the financial statements.

As per our report of even date

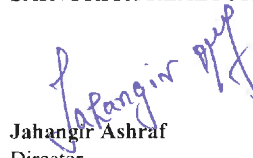
**For NAVRATN & CO LLP**  
Firm Reg. No.: N500107  
Chartered Accountants

  
**Nitish Mittal**  
Partner  
Membership No.: 095371



Place : Gurugram  
Date : 19 May 2021

For and on behalf of the Board of Directors of  
**SARVPRIYA REALTORS PRIVATE LIMITED**

  
**Jahangir Ashraf**  
Director  
DIN-08587748

  
**Neelu**  
Director  
DIN-08860672

**SARVPRIYA REALTORS PRIVATE LIMITED**  
**STATEMENT OF PROFIT AND LOSS FOR THE YEAR ENDED 31 MARCH 2021**  
(Amount in rupees, unless otherwise stated)

Particulars	Notes	31 March 2021	31 March 2020
Revenue		-	-
<b>Total Income</b>		-	-
<b>EXPENSES</b>			
Finance costs	12	649	649
Other expenses	13	12,177	8,627
<b>Total Expense</b>		<b>12,826</b>	<b>9,276</b>
<b>(Loss) before tax from continuing operations</b>		<b>(12,826)</b>	<b>(9,276)</b>
<b>Tax expense:</b>			
Current tax		-	-
<b>(Loss) for the year from continuing operations</b>		<b>(12,826)</b>	<b>(9,276)</b>
Other comprehensive income		-	-
<b>Total other comprehensive income for the year, net of tax</b>		-	-
<b>Total comprehensive (loss) for the year, net of tax</b>		<b>(12,826)</b>	<b>(9,276)</b>
<b>Earnings per equity share:</b>	14		
(1) Basic		(1.28)	(0.93)
(2) Diluted		(1.28)	(0.93)

**Summary of significant accounting policies**

3

The accompanying notes are an integral part of the financial statements.

**As per our report of even date**

**For NAVRATN & CO LLP**  
Firm Reg. No.: N500107  
Chartered Accountants

**Nitish Mittal**

Partner

Membership No.: 095371



For and on behalf of the Board of Directors of  
**SARVPRIYA REALTORS PRIVATE LIMITED**

**Jahangir Ashraf**

Director

DIN-08587748

**Neelu**

Director

DIN-08860672

Place : Gurugram  
Date : 19 May 2021

**SERIEL BUILD TECH PRIVATE LIMITED**  
**BALANCE SHEET AS AT 31 MARCH 2021**  
(Amount in rupees, unless otherwise stated)

	Notes	As at 31 March 2021	As at 31 March 2020
<b>ASSETS</b>			
<b>Non-current assets</b>			
Financial assets			
Investments	4	100,000	100,000
		<b>100,000</b>	<b>100,000</b>
<b>Current assets</b>			
Inventories	5	25,183,054	25,183,054
Financial assets			
Cash and cash equivalents	6	24,252	10,901
Other financial assets	7	695,001	695,001
Other current assets	8	219,557	219,557
		<b>26,121,864</b>	<b>26,108,513</b>
<b>Total Assets</b>		<b>26,221,864</b>	<b>26,208,513</b>
<b>EQUITY AND LIABILITIES</b>			
<b>Equity</b>			
Equity share capital	9	100,000	100,000
Other equity	10	(550,096)	(527,830)
<b>Total equity</b>		<b>(450,096)</b>	<b>(427,830)</b>
<b>LIABILITIES</b>			
<b>Current liabilities</b>			
Financial liabilities			
Trade payables	11	-	-
-total outstanding dues of micro and small enterprises			
-total outstanding dues other than micro and small enterprises		17,700	5,900
Other current liabilities	12	26,654,260	26,630,443
<b>Total liabilities</b>		<b>26,671,960</b>	<b>26,636,343</b>
<b>Total Equity and Liabilities</b>		<b>26,221,864</b>	<b>26,208,513</b>

**Summary of significant accounting policies**

3


The accompanying notes are an integral part of the financial statements.

**As per our report of even date**


**For NAVRATN & CO LLP**  
Firm Reg. No.: N500107  
Chartered Accountants


  
**Nitish Mittal**  
Partner

Membership No.: 095371



For and on behalf of the Board of Directors of  
**SERIEL BUILD TECH PRIVATE LIMITED**

  
**Arif Mohamad**  
Director  
DIN- 07119219

  
**Gaurav Seth**  
Director  
DIN- 08129148

Place : Gurugram  
Date : 19 May 2021

**SERIEL BUILD TECH PRIVATE LIMITED**  
**STATEMENT OF PROFIT AND LOSS FOR THE YEAR ENDED 31 MARCH 2021**  
(Amount in rupees, unless otherwise stated)

Particulars	Notes	31 March 2021	31 March 2020
Revenue		-	-
<b>Total Income</b>		-	-
<b>EXPENSES</b>			
Finance costs	13	649	649
Other expenses	14	21,617	11,490
<b>Total Expenses</b>		<b>22,266</b>	<b>12,139</b>
<b>(Loss) before tax from continuing operations</b>		<b>(22,266)</b>	<b>(12,139)</b>
<b>Tax expense:</b>			
Current tax		-	-
<b>(Loss) for the year from continuing operations</b>		<b>(22,266)</b>	<b>(12,139)</b>
Other comprehensive income		-	-
<b>Total other comprehensive income for the year, net of tax</b>		-	-
<b>Total comprehensive (loss) for the year, net of tax</b>		<b>(22,266)</b>	<b>(12,139)</b>
<b>Earnings per equity share:</b>	15		
(1) Basic		(2.23)	(1.21)
(2) Diluted		(2.23)	(1.21)

**Summary of significant accounting policies**

3

The accompanying notes are an integral part of the financial statements.

**As per our report of even date**


**For NAVRATN & CO LLP**  
Firm Reg. No.: N500107  
Chartered Accountants

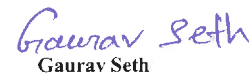
  
**Nitish Mittal**  
Partner

Membership No.: 095371



For and on behalf of the Board of Directors of  
**SERIEL BUILD TECH PRIVATE LIMITED**

  
**Arif Mohamad**  
Director  
DIN- 07119219

  
**Gaurav Seth**  
Director  
DIN- 08129148

Place : Gurugram  
Date : 19 May 2021



**SEWAK DEVELOPERS PRIVATE LIMITED**  
**BALANCE SHEET AS AT 31 MARCH 2021**  
(Amount in rupees, unless otherwise stated)

	Notes	As at 31 March 2021	As at 31 March 2020
<b>ASSETS</b>			
<b>Non-current assets</b>			
Financial assets			
Investments	4	300,000	300,000
		<b>300,000</b>	<b>300,000</b>
<b>Current assets</b>			
Inventories	5	863,211,552	836,909,118
Financial assets			
Cash and cash equivalents	6	78,029	9,708
Other financial assets	7	24,563,484	24,563,484
Other current assets	8	1,119,256	1,119,256
<b>Total Assets</b>		<b>889,272,321</b>	<b>862,901,566</b>
<b>EQUITY AND LIABILITIES</b>			
<b>Equity</b>			
Equity share capital	9	100,000	100,000
Other equity	10	(1,073,798)	(1,060,882)
<b>Total equity</b>		<b>(973,798)</b>	<b>(960,882)</b>
<b>LIABILITIES</b>			
<b>Current liabilities</b>			
Financial liabilities			
Trade payables	11	-	-
-total outstanding dues of micro and small enterprises		-	-
-total outstanding dues other than micro and small enterprises		68,924	5,900
Other current liabilities	12	890,177,195	863,856,548
<b>Total liabilities</b>		<b>890,246,119</b>	<b>863,862,448</b>
<b>Total Equity and Liabilities</b>		<b>889,272,321</b>	<b>862,901,566</b>

**Summary of significant accounting policies**

3

The accompanying notes are an integral part of the financial statements.

**As per our report of even date**

**For N A V R A T N & C O L L P**

Firm Reg. No.: N500107

Chartered Accountants

**Nilish Mittal**

Partner

Membership No.: 095371



For and on behalf of the Board of Directors of  
**SEWAK DEVELOPERS PRIVATE LIMITED**

**Arif Mohamad**

Director

DIN-07119219

**Gaurav Seth**

Director

Director

DIN-08129148

Place : Gurugram

Date : 19 May 2021

**SEWAK DEVELOPERS PRIVATE LIMITED**  
**STATEMENT OF PROFIT AND LOSS FOR THE YEAR ENDED 31 MARCH 2021**  
(Amount in rupees, unless otherwise stated)

Particulars	Notes	31 March 2021	31 March 2020
Revenue		-	-
<b>Total Income (I)</b>		-	-
<b>EXPENSES</b>			
Finance costs	13	649	2,065
Other expenses	14	12,267	10,952
<b>Total Expenses (II)</b>		12,916	13,017
<b>(Loss) before tax from continuing operations (I-II)</b>		<b>(12,916)</b>	<b>(13,017)</b>
<b>Tax expense:</b>			
Current tax		-	-
<b>(Loss) for the year from continuing operations</b>		<b>(12,916)</b>	<b>(13,017)</b>
Other comprehensive income		-	-
<b>Total other comprehensive income for the year, net of tax</b>		-	-
<b>Total comprehensive (loss) for the year, net of tax</b>		<b>(12,916)</b>	<b>(13,017)</b>
<b>Earnings per equity share:</b>	15		
(1) Basic		(1.29)	(1.30)
(2) Diluted		(1.29)	(1.30)

**Summary of significant accounting policies**

3

The accompanying notes are an integral part of the financial statements.

**As per our report of even date**


**For NAVRATN & CO LLP**  
Firm Reg. No.: N500107  
Chartered Accountants

  
**Nitish Mittal**  
Partner  
Membership No.: 095371



For and on behalf of the Board of Directors of  
**SEWAK DEVELOPERS PRIVATE LIMITED**

  
**Arif Mohamad**  
Director  
DIN-07119219

  
**Gaurav Seth**  
Director  
DIN-08129148

Place : Gurugram  
Date : 19 May 2021

**SHARYANS BUILDCON PRIVATE LIMITED**  
**BALANCE SHEET AS AT 31 MARCH 2021**  
(Amount in rupees, unless otherwise stated)

	Notes	As at 31 March 2021	As at 31 March 2020
<b>ASSETS</b>			
<b>Current assets</b>			
Inventories	4	408,915,563	419,855,868
Financial assets			
Cash and cash equivalents	5	91,544	18,625
Other financial asset	6	7,368	-
Other current assets	7	8,581	-
		<b>409,023,056</b>	<b>419,874,493</b>
<b>Total Assets</b>			
		<b>409,023,056</b>	<b>419,874,493</b>
<b>EQUITY AND LIABILITIES</b>			
<b>Equity</b>			
Equity share capital	8	1,000,000	1,000,000
Other equity	9	(20,319,471)	(20,332,967)
<b>Total equity</b>		<b>(19,319,471)</b>	<b>(19,332,967)</b>
<b>LIABILITIES</b>			
<b>Current liabilities</b>			
Financial liabilities			
Trade payables	10	-	-
-total outstanding dues of micro and small enterprises		-	-
-total outstanding dues other than micro and small enterprises		5,900	5,900
Other current liabilities	11	428,336,627	439,201,560
<b>Total liabilities</b>		<b>428,342,527</b>	<b>439,207,460</b>
<b>Total Equity and Liabilities</b>			
		<b>409,023,056</b>	<b>419,874,493</b>
<b>Summary of significant accounting policies</b>	3		

The accompanying notes are an integral part of the financial statements.

As per our report of even date

**For NAVRATN & CO LLP**

Firm Reg. No.: N500107

Chartered Accountants

**Nitish Mittal**

Partner

Membership No.: 095371

For and on behalf of the Board of Directors of  
**SHARYANS BUILDCON PRIVATE LIMITED**

**Arif Mohamad**

Director

DIN- 07119219

**Gaurav Seth**

Director

DIN- 08129148

Place : Gurugram

Date : 19 May 2021

**SHARYANS BUILDCON PRIVATE LIMITED**  
**STATEMENT OF PROFIT AND LOSS FOR THE YEAR ENDED 31 MARCH 2021**  
(Amount in rupees, unless otherwise stated)

Particulars	Notes	31 March 2021	31 March 2020
Revenue	12	27,656	-
<b>Total Income</b>		<b>27,656</b>	<b>-</b>
<b>EXPENSES</b>			
Finance costs	13	649	649
Other expenses	14	13,511	8,336
<b>Total Expenses</b>		<b>14,160</b>	<b>8,985</b>
<b>Profit/(Loss) before tax from continuing operations</b>		<b>13,496</b>	<b>(8,985)</b>
<b>Tax expense:</b>			
Current tax		-	-
<b>Profit/(Loss) for the year from continuing operations</b>		<b>13,496</b>	<b>(8,985)</b>
Other comprehensive income		-	-
<b>Total other comprehensive income/(loss) for the year, net of tax</b>		<b>-</b>	<b>-</b>
<b>Total comprehensive income/(loss) for the year, net of tax</b>		<b>13,496</b>	<b>(8,985)</b>
<b>Earnings per equity share:</b>	15		
(1) Basic		0.13	(0.09)
(2) Diluted		0.13	(0.09)

Summary of significant accounting policies 3

The accompanying notes are an integral part of the financial statements.

As per our report of even date

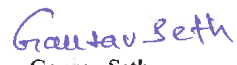
For **NAV RATN & CO LLP**  
Firm Reg. No.: N500107  
Chartered Accountants

  
**Nitish Mittal**  
Partner  
Membership No.: 095371



For and on behalf of the Board of Directors of  
**SHARYANS BUILDCON PRIVATE LIMITED**

  
**Arif Mohamad**  
Director  
DIN- 07119219

  
**Gaurav Seth**  
Director  
DIN- 08129148

Place : Gurugram  
Date : 19 May 2021

**SHAURYA PROPBUILD PRIVATE LIMITED**  
**BALANCE SHEET AS AT 31 MARCH 2021**  
(Amount in rupees, unless otherwise stated)


	Notes	As at 31 March 2021	As at 31 March 2020
<b>ASSETS</b>			
<b>Current assets</b>			
Inventories	4	104,340,420	104,340,420
Financial assets			
Cash and cash equivalents	5	23,691	24,341
<b>Total Assets</b>		<b>104,364,111</b>	<b>104,364,761</b>
<b>EQUITY AND LIABILITIES</b>			
<b>Equity</b>			
Equity share capital	6	190,000	190,000
Other equity	7	104,044,242	104,054,397
<b>Total equity</b>		<b>104,234,242</b>	<b>104,244,397</b>
<b>LIABILITIES</b>			
<b>Current liabilities</b>			
Financial liabilities			
Trade payables	8	-	-
-total outstanding dues of micro and small enterprises		-	-
-total outstanding dues other than micro and small enterprises		5,900	5,900
Other current liabilities	9	123,969	114,464
<b>Total liabilities</b>		<b>129,869</b>	<b>120,364</b>
<b>Total Equity and Liabilities</b>		<b>104,364,111</b>	<b>104,364,761</b>
<b>Summary of significant accounting policies</b>	3		


The accompanying notes are an integral part of the financial statements.

As per our report of even date

For Rajeev & Ajay  
Firm registration No : 009977N  
Chartered Accountants  
  
Ajay Kumar Sachdeva  
Partner  
Membership No: 084302

For and on behalf of the Board of Directors of  
**SHAURYA PROPBUILD PRIVATE LIMITED**

  
Gaurav Dutta  
Director  
DIN-08657459

  
Amitava Chattopadhyay  
Director  
DIN- 07150600

Place : New Delhi  
Date : 19 May 2021

**SHAURYA PROPBUILD PRIVATE LIMITED**  
**STATEMENT OF PROFIT AND LOSS FOR THE YEAR ENDED 31 MARCH 2021**  
(Amount in rupees, unless otherwise stated)

Particulars	Notes	31 March 2021	31 March 2020
Revenue		-	-
<b>Total Income (I)</b>		-	-
<b>EXPENSES</b>			
Finance costs	10	649	649
Other expenses	11	9,506	9,251
<b>Total Expenses (II)</b>		10,155	9,900
<b>Profit/(Loss) before tax from continuing operations (I-II)</b>		<b>(10,155)</b>	<b>(9,900)</b>
<b>Tax expense:</b>			
Current tax		-	-
<b>Profit/(Loss) for the year from continuing operations</b>		<b>(10,155)</b>	<b>(9,900)</b>
<b>Other comprehensive income</b>		-	-
<b>Total other comprehensive income for the year, net of tax</b>		-	-
<b>Total comprehensive (loss) for the year, net of tax</b>		<b>(10,155)</b>	<b>(9,900)</b>
<b>Earnings per equity share:</b>	12		
(1) Basic		(0.53)	(0.52)
(2) Diluted		(0.53)	(0.52)


**Summary of significant accounting policies**

3

The accompanying notes are an integral part of the financial statements.

As per our report of even date

For Rajeev & Ajay  
Firm registration No : 009977N  
Chartered Accountants



Place : New Delhi  
Date : 19 May 2021

For and on behalf of the Board of Directors of  
**SHAURYA PROPBUILD PRIVATE LIMITED**

*Gaurav Dutta*  
Gaurav Dutta  
Director  
DIN-08657459

*Amitava Chattopadhyay*  
Amitava Chattopadhyay  
Director  
DIN- 07150600

**SHITIJ BUILDCON PRIVATE LIMITED**  
**BALANCE SHEET AS AT 31 MARCH 2021**  
(Amount in rupees, unless otherwise stated)

	Notes	As at 31 March 2021	As at 31 March 2020
<b>ASSETS</b>			
<b>Current assets</b>			
Financial assets			
Cash and cash equivalents	4	21,724	18,584
Other current assets	5	342,858,600	342,858,600
		<b>342,880,324</b>	<b>342,877,184</b>
<b>Total Assets</b>		<b>342,880,324</b>	<b>342,877,184</b>
<b>EQUITY AND LIABILITIES</b>			
<b>Equity</b>			
Equity share capital	6	100,000	100,000
Other equity	7	(4,524,627)	(4,512,112)
<b>Total equity</b>		<b>(4,424,627)</b>	<b>(4,412,112)</b>
<b>LIABILITIES</b>			
<b>Current liabilities</b>			
Financial liabilities			
Trade payables	8	-	-
-total outstanding dues of micro and small enterprises		-	-
-total outstanding dues other than micro and small enterprises		42,986,205	42,986,205
Other current liabilities	9	304,318,745	304,303,091
<b>Total liabilities</b>		<b>347,304,950</b>	<b>347,289,296</b>
<b>Total Equity and Liabilities</b>		<b>342,880,324</b>	<b>342,877,184</b>
<b>Summary of significant accounting policies</b>	3		

The accompanying notes are an integral part of the financial statements.

As per our report of even date

**For N A V R A T N & CO LLP**  
Firm Reg. No.: N500107  
Chartered Accountants

**Nitish Mittal**  
Partner  
Membership No.: 095371



For and on behalf of the Board of Directors of  
**SHITIJ BUILDCON PRIVATE LIMITED**

**Jitesh Sharma**  
Director  
DIN-08428478

**Kamal Bajaj**  
Director  
DIN-06713913

Place : Gurugram  
Date : 19 May 2021

**SHITIJ BUILDCON PRIVATE LIMITED**  
**STATEMENT OF PROFIT AND LOSS FOR THE YEAR ENDED 31 MARCH 2021**  
(Amount in rupees, unless otherwise stated)

Particulars	Notes	31 March 2021	31 March 2020
Revenue		-	-
<b>Total Income</b>		<b>-</b>	<b>-</b>
<b>EXPENSES</b>			
Finance costs	10	649	649
Other expenses	11	11,866	8,948
<b>Total Expenses</b>		<b>12,515</b>	<b>9,597</b>
<b>(Loss) before tax from continuing operations</b>		<b>(12,515)</b>	<b>(9,597)</b>
<b>Tax expense:</b>			
Current tax		-	-
<b>(Loss) for the year from continuing operations</b>		<b>(12,515)</b>	<b>(9,597)</b>
<b>Total other comprehensive income for the year, net of tax</b>		<b>-</b>	<b>-</b>
<b>Total comprehensive (loss) for the year, net of tax</b>		<b>(12,515)</b>	<b>(9,597)</b>
<b>Earnings per equity share:</b>	12		
(1) Basic		(1.25)	(0.96)
(2) Diluted		(1.25)	(0.96)

**Summary of significant accounting policies**

3

The accompanying notes are an integral part of the financial statements.

**As per our report of even date**

**For N A V R A T N & C O L L P**  
Firm Reg. No.: N500107  
Chartered Accountants

**Nish Mittal**

Partner

Membership No.: 095371



For and on behalf of the Board of Directors of  
**SHITIJ BUILDCON PRIVATE LIMITED**

**Jitesh Sharma**

Director

DIN-08428478

**Kamal Bajaj**

Director

DIN-06713913

Place : Gurugram  
Date : 19 May 2021



**SHRESTHA CONBUILD PRIVATE LIMITED**  
**BALANCE SHEET AS AT 31 MARCH 2021**  
(Amount in Rupees, unless otherwise stated)

	Notes	As at 31 March 2021	As at 31 March 2020
<b>ASSETS</b>			
<b>Current assets</b>			
Financial assets			
Cash and cash equivalents	4	584,543	586,668
Other current assets	5	2,152,500,000	2,152,500,000
		<u>2,153,084,543</u>	<u>2,153,086,668</u>
<b>Total Assets</b>		<u><b>2,153,084,543</b></u>	<u><b>2,153,086,668</b></u>
<b>EQUITY AND LIABILITIES</b>			
<b>Equity</b>			
Equity share capital	6	10,000,000	10,000,000
Other equity	7	2,090,490,378	2,090,540,590
<b>Total equity</b>		<u><b>2,100,490,378</b></u>	<u><b>2,100,540,590</b></u>
<b>LIABILITIES</b>			
<b>Current liabilities</b>			
Financial liabilities			
Trade payables	8	-	-
-total outstanding dues of micro and small enterprises		5,900	5,900
-total outstanding dues other than micro and small enterprises		-	-
Other financial liabilities	9	52,534,384	52,534,384
Other current liabilities	10	53,881	5,794
<b>Total liabilities</b>		<u><b>52,594,165</b></u>	<u><b>52,546,078</b></u>
<b>Total Equity and Liabilities</b>		<u><b>2,153,084,543</b></u>	<u><b>2,153,086,668</b></u>
<b>Summary of significant accounting policies</b>	3		

The accompanying notes are an integral part of the financial statements.

As per our report of even date

For Rajeev & Ajay

Firm registration No : 009977N

Chartered Accountants

Ajay Kumar Sachdeva

Partner

Membership No. : 084302



For and on behalf of the Board of Directors of  
**SHRESTHA CONBUILD PRIVATE LIMITED**

Purushottam Grover

Director

DIN-08315022

Rohit Rawat

Director

DIN- 08298761

Place : New Delhi

Date : 19 May 2021

**SHRESTHA CONBUILD PRIVATE LIMITED**  
**STATEMENT OF PROFIT AND LOSS FOR THE YEAR ENDED 31 MARCH 2021**  
(Amount in Rupees, unless otherwise stated)

Particulars	Notes	31 March 2021	31 March 2020
Revenue		-	-
<b>Total Income (I)</b>		-	-
<b>EXPENSES</b>			
Finance costs	11	1,381	1,377
Other expenses	12	48,831	11,378
<b>Total Expenses (II)</b>		<b>50,212</b>	<b>12,755</b>
<b>Profit/(Loss) before tax from continuing operations (I-II)</b>		<b>(50,212)</b>	<b>(12,755)</b>
<b>Tax expense:</b>			
Current Tax		-	-
<b>Profit/(Loss) for the year from continuing operations</b>		<b>(50,212)</b>	<b>(12,755)</b>
<b>Other Comprehensive Income</b>		-	-
<b>Total other comprehensive income for the year, net of tax</b>		-	-
<b>Total comprehensive income/(loss) for the year, net of tax</b>		<b>(50,212)</b>	<b>(12,755)</b>
Earnings per equity share (computed on the basis of profit/(loss) for the year):	13		
(1) Basic		(0.05)	(0.01)
(2) Diluted		(0.05)	(0.01)

**Summary of significant accounting policies**

3

The accompanying notes are an integral part of the financial statements.

As per our report of even date

For Rajeev & Ajay  
Firm registration No : 009977N  
Chartered Accountants

Ajay Kumar Sachdeva  
Partner  
Membership No. : 084302



For and on behalf of the Board of Directors of  
**SHRESTHA CONBUILD PRIVATE LIMITED**

Purushottam Grover  
Director  
DIN-08315022

Rohit Rawat  
Director  
DIN- 08298761


Place : New Delhi  
Date : 19 May 2021

**SHREY PROMOTERS PRIVATE LIMITED**  
**BALANCE SHEET AS AT 31 MARCH 2021**  
(Amount in Rupees, unless otherwise stated)



	Notes	As at 31 March 2021	As at 31 March 2020
<b>ASSETS</b>			
<b>Non-current assets</b>			
Financial Assets			
Investments	4	687,554,574	687,554,574
		<b>687,554,574</b>	<b>687,554,574</b>
<b>Current assets</b>			
Inventories	5	20,065,521	20,065,521
Financial assets			
Cash and cash equivalents	6	24,584	25,342
Other current assets	7	112,068,925	113,772,325
		<b>132,159,030</b>	<b>133,863,188</b>
<b>Total Assets</b>		<b>819,713,604</b>	<b>821,417,762</b>
<b>EQUITY AND LIABILITIES</b>			
<b>Equity</b>			
Equity share capital	8	70,000,000	70,000,000
Other equity	9	(6,368,355)	(5,154,438)
<b>Total equity</b>		<b>63,631,645</b>	<b>64,845,562</b>
<b>LIABILITIES</b>			
<b>Current liabilities</b>			
Financial liabilities			
Trade payables	10	-	-
-total outstanding dues of micro and small enterprises		-	-
-total outstanding dues other than micro and small enterprises		5,900	5,900
Other financial liabilities	11	-	503,200
Other current liabilities	12	756,076,059	756,063,100
<b>Total liabilities</b>		<b>756,081,959</b>	<b>756,572,200</b>
<b>Total Equity and Liabilities</b>		<b>819,713,604</b>	<b>821,417,762</b>
<b>Summary of significant accounting policies</b>	3		

The accompanying notes are an integral part of the financial statements.

As per our report of even date

For Rajeev & Ajay  
Firm registration No.: 009977N  
Chartered Accountants  
  
Ajay Kumar Sachdeva  
Partner  
Membership No.: 084302

For and on behalf of the Board of Directors of  
**SHREY PROMOTERS PRIVATE LIMITED**

   
Niranjan Kumar Jha      Amarjeet Chhikara  
Director                      Director  
DIN-08376638              DIN- 08858736

  
Suman Jain  
Company Secretary

Place : New Delhi  
Date : 19 May 2021


**SHREY PROMOTERS PRIVATE LIMITED**  
**STATEMENT OF PROFIT AND LOSS FOR THE YEAR ENDED 31 MARCH 2021**  
(Amount in Rupees, unless otherwise stated)

Particulars	Notes	31 March 2021	31 March 2020
Other income		-	-
<b>Total Income (I)</b>		-	-
<b>EXPENSES</b>			
Finance costs	13	649	1,239
Other expenses	14	1,213,268	18,772
<b>Total Expenses (II)</b>		<b>1,213,917</b>	<b>20,011</b>
<b>Profit/(Loss) before tax from continuing operations (I-II)</b>		<b>(1,213,917)</b>	<b>(20,011)</b>
<b>Tax expense:</b>			
Current Tax		-	-
<b>Profit/(Loss) for the year from continuing operations</b>		<b>(1,213,917)</b>	<b>(20,011)</b>
Other Comprehensive Income		-	-
<b>Total other comprehensive income for the year, net of tax</b>		<b>-</b>	<b>-</b>
<b>Total comprehensive income/(loss) for the year, net of tax</b>		<b>(1,213,917)</b>	<b>(20,011)</b>
Earnings per equity share (computed on the basis of profit/(loss) for the year):	15		
(1) Basic		(0.173)	(0.003)
(2) Diluted		(0.173)	(0.003)

Summary of significant accounting policies 3

The accompanying notes are an integral part of the financial statements.

As per our report of even date

For Rajeev & Ajay  
Firm registration No : 009977N  
Chartered Accountants  
  
**Ajay Kumar Sachdeva**  
Partner  
Membership No. 084302

For and on behalf of the Board of Directors of  
**SHREY PROMOTERS PRIVATE LIMITED**

  
**Niranjan Kumar Jha**  
Director  
DIN-08376638

  
**Amarjeet Chhikara**  
Director  
DIN- 08858736

Place : New Delhi  
Date : 19 May 2021

  
**Suman Jain**  
Company Secretary

**SIDHANT BUILDCON PRIVATE LIMITED**  
**BALANCE SHEET AS AT 31 MARCH 2021**  
(Amount in rupees, unless otherwise stated)

	Notes	As at 31 March 2021	As at 31 March 2020
<b>ASSETS</b>			
<b>Current assets</b>			
Inventories	4	230,861,999	230,861,999
Financial assets			
Cash and cash equivalents	5	24,182	18,831
Other current assets	6	2,273,121	2,273,121
<b>Total Assets</b>		<b>233,159,302</b>	<b>233,153,951</b>
<b>EQUITY AND LIABILITIES</b>			
<b>Equity</b>			
Equity share capital	7	1,000,000	1,000,000
Other equity	8	(520,989)	(510,432)
<b>Total equity</b>		<b>479,011</b>	<b>489,568</b>
<b>LIABILITIES</b>			
<b>Current liabilities</b>			
Financial liabilities			
Trade payables	9	-	-
-total outstanding dues of micro and small enterprises		-	-
-total outstanding dues other than micro and small enterprises		5,900	5,900
Other current liabilities	10	232,674,391	232,658,483
<b>Total liabilities</b>		<b>232,680,291</b>	<b>232,664,383</b>
<b>Total Equity and Liabilities</b>		<b>233,159,302</b>	<b>233,153,951</b>
Summary of significant accounting policies	3		

The accompanying notes are an integral part of the financial statements.


As per our report of even date

For N A V R A T N & C O L L P  
Firm Reg. No.: N500107  
Chartered Accountants

  
**Nitish Mittal**  
Partner  
Membership No.: 095371



For and on behalf of the Board of Directors of  
**SIDHANT BUILDCON PRIVATE LIMITED**

  
**Gaurav Seth**  
Director  
DIN- 08129148

  
**Arif Mohamad**  
Director  
DIN- 0719219

Place : Gurugram  
Date : 19 May 2021

**SIDHANT BUILDCON PRIVATE LIMITED**  
**STATEMENT OF PROFIT AND LOSS FOR THE YEAR ENDED 31 MARCH 2021**  
(Amount in rupees, unless otherwise stated)

Particulars	Notes	31 March 2021	31 March 2020
Revenue		-	-
<b>Total Income</b>		-	-
<b>EXPENSES</b>			
Finance costs	11	649	649
Other expenses	12	9,908	8,728
<b>Total Expenses</b>		10,557	9,377
<b>(Loss) before tax from continuing operations</b>		<b>(10,557)</b>	<b>(9,377)</b>
<b>Tax expense:</b>			
Current tax		-	-
<b>(Loss) for the year from continuing operations</b>		<b>(10,557)</b>	<b>(9,377)</b>
Other comprehensive income		-	-
<b>Total other comprehensive income for the year, net of tax</b>		-	-
<b>Total comprehensive (loss) for the year, net of tax</b>		<b>(10,557)</b>	<b>(9,377)</b>
<b>Earnings per equity share:</b>	13		
(1) Basic		(0.11)	(0.09)
(2) Diluted		(0.11)	(0.09)

**Summary of significant accounting policies**

3

The accompanying notes are an integral part of the financial statements.

**As per our report of even date**

**For N A V R A T N & CO LLP**  
Firm Reg. No.: N500107  
Chartered Accountants

**Nitish Mittal**  
Partner  
Membership No.: 095371



For and on behalf of the Board of Directors of  
**SIDHANT BUILDCON PRIVATE LIMITED**

*Gaurav Seth*

**Gaurav Seth**  
Director  
DIN- 08129148

*Arif Mohamad*

**Arif Mohamad**  
Director  
DIN- 07119219

Place : Gurugram  
Date : 19 May 2021

**SIDHIVINAYAK BUILDCON PRIVATE LIMITED**  
**BALANCE SHEET AS AT 31 MARCH 2021**  
(Amount in rupees, unless otherwise stated)

	Notes	As at 31 March 2021	As at 31 March 2020
<b>ASSETS</b>			
<b>Non-current assets</b>			
Financial Assets			
Investments	4	200,000	200,000
		<b>200,000</b>	<b>200,000</b>
<b>Current assets</b>			
Inventories	5	66,664,087	66,664,087
Financial assets			
Cash and cash equivalents	6	86,692	9,427
Other financial assets	7	6,602,437	6,602,437
Other current assets	8	1,119,844	1,119,844
		<b>74,473,060</b>	<b>74,395,795</b>
<b>Total Assets</b>		<b>74,673,060</b>	<b>74,595,795</b>
<b>EQUITY AND LIABILITIES</b>			
<b>Equity</b>			
Equity share capital	9	125,000	125,000
Other equity	10	(1,148,309)	(1,122,870)
<b>Total equity</b>		<b>(1,023,309)</b>	<b>(997,870)</b>
<b>LIABILITIES</b>			
<b>Current liabilities</b>			
Financial liabilities			
Trade payables	11	-	-
-total outstanding dues of micro and small enterprises		17,700	5,900
-total outstanding dues other than micro and small enterprises			
Other current liabilities	12	75,678,669	75,587,765
<b>Total liabilities</b>		<b>75,696,369</b>	<b>75,593,665</b>
<b>Total Equity and Liabilities</b>		<b>74,673,060</b>	<b>74,595,795</b>
<b>Summary of significant accounting policies</b>	3		

The accompanying notes are an integral part of the financial statements.

As per our report of even date

For **NAV RATN & CO LLP**  
Firm Reg. No.: N500107  
Chartered Accountants

Nish Mittal  
Partner  
Membership No.: 09537



For and on behalf of the Board of Directors of  
**SIDHIVINAYAK BUILDCON PRIVATE LIMITED**

Roli Aggarwal  
Director  
DIN- 08388011

Vivek Singh  
Director  
DIN- 03466774

Place : Gurugram  
Date : 19 May 2021

**SIDHIVINAYAK BUILDCON PRIVATE LIMITED**  
**STATEMENT OF PROFIT AND LOSS FOR THE YEAR ENDED 31 MARCH 2021**  
(Amount in rupees, unless otherwise stated)

Particulars	Notes	31 March 2021	31 March 2020
Revenue from operations		-	-
<b>Total Income</b>		-	-
Finance costs	13	649	2,065
Other expenses	14	24,790	13,176
<b>Total Expenses</b>		25,439	15,241
<b>(Loss) before tax from continuing operations</b>		(25,439)	(15,241)
Tax expense:			
Current tax		-	-
<b>(Loss) for the year from continuing operations</b>		(25,439)	(15,241)
<b>Total other comprehensive income for the year, net of tax</b>		-	-
<b>Total comprehensive (loss) for the year, net of tax</b>		(25,439)	(15,241)
<b>Earnings per equity share:</b>	15		
(1) Basic		(2.04)	(1.22)
(2) Diluted		(2.04)	(1.22)

Summary of significant accounting policies 3

The accompanying notes are an integral part of the financial statements.

As per our report of even date

For **NAVRATN & CO LLP**

Firm Reg. No.: N500107

Chartered Accountants

**Nish Mittal**

Partner

Membership No.: 09537



Place : Gurugram

Date : 19 May 2021

For and on behalf of the Board of Directors of  
**SIDHIVINAYAK BUILDCON PRIVATE LIMITED**

**Rohi Aggarwal**  
Director  
DIN- 08388011

**Vivek Singh**  
Director  
DIN- 03466774



**SIDHIVINAYAK DUROBUILD PRIVATE LIMITED**  
**BALANCE SHEET AS AT 31 MARCH 2021**  
(Amount in Rupees, unless otherwise stated)

	Notes	31 March 2021	31 March 2020
<b>ASSETS</b>			
<b>Current assets</b>			
Inventories	4	17,401,600	17,401,600
Financial assets			
Cash and cash equivalents	5	22,315	25,177
<b>Total assets</b>		<b>17,423,915</b>	<b>17,426,777</b>
<b>EQUITY AND LIABILITIES</b>			
<b>Equity</b>			
Equity share capital	6	100,000	100,000
Other equity	7	(169,426)	(157,221)
<b>Total equity</b>		<b>(69,426)</b>	<b>(57,221)</b>
<b>LIABILITIES</b>			
<b>Current liabilities</b>			
Financial liabilities			
Trade payables	8	-	-
-total outstanding dues of micro and small enterprises		14,010	5,900
-total outstanding dues other than micro and small			
Other current liabilities	9	17,479,331	17,478,098
<b>Total liabilities</b>		<b>17,493,341</b>	<b>17,483,998</b>
<b>Total equity and liabilities</b>		<b>17,423,915</b>	<b>17,426,777</b>

Summary of significant accounting policies 3

The accompanying notes are an integral part of the financial statements.

As per our report of even date

**For Sanjay Rastogi & Associates**  
Firm registration No : 014056N  
Chartered Accountants

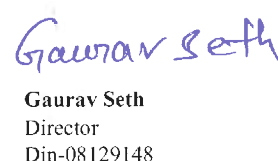


**CA Sanjay Rastogi**  
Proprietor  
Membership No. : 075033



For and on behalf of the Board of Directors of  
**SIDHIVINAYAK DUROBUILD PRIVATE LIMITED**

  
**Arif Mphamad**  
Director  
Din-07119219

  
**Gaurav Seth**  
Director  
Din-08129148

Place : New Delhi

Date : 19 JUL 2021

**SIDHIVINAYAK DUROBUILD PRIVATE LIMITED**  
**STATEMENT OF PROFIT AND LOSS FOR THE YEAR ENDED 31 MARCH 2021**  
(Amount in Rupees, unless otherwise stated)


Particulars	Notes	31 March 2021	31 March 2020
Revenue		-	-
<b>Total Income</b>		-	-
<b>EXPENSES</b>			
Finance costs	10	652	649
Other expenses	11	11,553	6,203
<b>Total Expenses</b>		<b>12,205</b>	<b>6,852</b>
<b>Loss before tax from continuing operations</b>		<b>(12,205)</b>	<b>(6,852)</b>
<b>Tax expense:</b>			
Current tax		-	-
<b>Loss for the year from continuing operations</b>		<b>(12,205)</b>	<b>(6,852)</b>
Other comprehensive income		-	-
<b>Total other comprehensive income/loss for the year, net of tax</b>		<b>-</b>	<b>-</b>
<b>Total comprehensive loss for the year, net of tax</b>		<b>(12,205)</b>	<b>(6,852)</b>
Earnings per equity share:	12		
Basic (Rs.)		(1.22)	(0.69)
Diluted (Rs.)		(1.22)	(0.69)

Summary of significant accounting policies 3

The accompanying notes are an integral part of the financial statements.

As per our report of even date

For Sanjay Rastogi & Associates  
Firm registration No : 014056N  
Chartered Accountants




CA Sanjay Rastogi  
Proprietor  
Membership No. : 075033



For and on behalf of the Board of Directors of  
**SIDHIVINAYAK DUROBUILD PRIVATE**

  
Arif Mohamad  
Director  
Din-07119219

  
Gaurav Seth  
Director  
Din-08129148

Place : New Delhi  
Date : 13 JUL 2021

**SIGNAGES PROPERTIES PRIVATE LIMITED**  
**BALANCE SHEET AS AT 31 MARCH 2021**  
(Amount in Rupees, unless otherwise stated)

	Notes	As at 31 March 2021	As at 31 March 2020
<b>ASSETS</b>			
<b>Current assets</b>			
Financial assets			
Cash and cash equivalents	4	24,398	24,559
<b>Total Assets</b>		<b>24,398</b>	<b>24,559</b>
<b>EQUITY AND LIABILITIES</b>			
<b>Equity</b>			
Equity share capital	5	100,000	100,000
Other equity	6	(357,814)	(346,945)
<b>Total equity</b>		<b>(257,814)</b>	<b>(246,945)</b>
<b>LIABILITIES</b>			
<b>Current liabilities</b>			
Financial liabilities			
Trade payables	7	-	-
-total outstanding dues of micro and small enterprises		5,900	5,900
-total outstanding dues other than micro and small enterprises		276,312	265,604
Other current liabilities	8	282,212	271,504
<b>Total liabilities</b>		<b>282,212</b>	<b>271,504</b>
<b>Total Equity and Liabilities</b>		<b>24,398</b>	<b>24,559</b>

**Summary of significant accounting policies** 3

The accompanying notes are an integral part of the financial statements.

As per our report of even date

For Rajeev & Ajay  
Firm registration No : 009977N  
Chartered Accountants

Ajay Kumar Sachdeva  
Partner  
Membership No. AC84302

For and on behalf of the Board of Directors of  
**SIGNAGES PROPERTIES PRIVATE LIMITED**

Bharat Bhushan Garg  
Director  
DIN-01669048

Rahul Bindle  
Director  
DIN-02128650

Place : New Delhi  
Date : 19 May 2021

**SIGNAGES PROPERTIES PRIVATE LIMITED**  
**STATEMENT OF PROFIT AND LOSS FOR THE YEAR ENDED 31 MARCH 2021**  
(Amount in Rupees, unless otherwise stated)

Particulars	Notes	31 March 2021	31 March 2020
Revenue		-	-
<b>Total Income (I)</b>		-	-
<b>EXPENSES</b>			
Finance costs	9	161	649
Other expenses	10	10,708	11,354
<b>Total Expenses (II)</b>		<b>10,869</b>	<b>12,003</b>
<b>Profit/(Loss) before tax from continuing operations (I-II)</b>		<b>(10,869)</b>	<b>(12,003)</b>
<b>Tax expense:</b>			
Current Tax		-	-
<b>Profit/(Loss) for the year from continuing operations</b>		<b>(10,869)</b>	<b>(12,003)</b>
<b>Other Comprehensive Income</b>		-	-
<b>Total other comprehensive income for the year, net of tax</b>		-	-
<b>Total comprehensive income/(loss) for the year, net of tax</b>		<b>(10,869)</b>	<b>(12,003)</b>
Earnings per equity share (computed on the basis of profit/(loss) for the year):	11		
(1) Basic		(1.09)	(1.20)
(2) Diluted		(1.09)	(1.20)
<b>Summary of significant accounting policies</b>	2		

The accompanying notes are an integral part of the financial statements.

As per our report of even date

For Rajeev & Ajay  
Firm registration No.: 009977N  
Chartered Accountants  
  
**Ajay Kumar Sachdeva**  
Partner  
Membership No.: 084302

For and on behalf of the Board of Directors of  
**SIGNAGES PROPERTIES PRIVATE LIMITED**

  
**Bharat Bhushan Garg**  
Director  
DIN-01669048

  
**Rahul Bhatnagar**  
Director  
DIN-02128650

Place : New Delhi  
Date : 19 May 2021

**SMRIDHI TECHNOBUILD PRIVATE LIMITED**  
**BALANCE SHEET AS AT 31 MARCH 2021**  
(Amount in Rupees, unless otherwise stated)

	Notes	As at 31 March 2021	As at 31 March 2020
<b>ASSETS</b>			
<b>Current assets</b>			
Cash and cash equivalents	4	693,157	696,293
Other current assets	5	2,097,000,000	2,097,000,000
<b>Total Assets</b>		<b>2,097,693,157</b>	<b>2,097,696,293</b>
<b>EQUITY AND LIABILITIES</b>			
<b>Equity</b>			
Equity share capital	6	10,000,000	10,000,000
Other equity	7	2,036,451,362	2,036,502,302
<b>Total equity</b>		<b>2,046,451,362</b>	<b>2,046,502,302</b>
<b>LIABILITIES</b>			
<b>Current liabilities</b>			
<b>Financial liabilities</b>			
Trade payables	8	-	-
-total outstanding dues of micro and small enterprises		5,900	5,900
-total outstanding dues other than micro and small enterprises	9	51,182,315	51,182,315
Other financial liabilities	10	53,580	5,776
Other current liabilities		51,241,795	51,193,991
<b>Total liabilities</b>		<b>51,241,795</b>	<b>51,193,991</b>
<b>Total Equity and Liabilities</b>		<b>2,097,693,157</b>	<b>2,097,696,293</b>

**Summary of significant accounting policies**

3

The accompanying notes are an integral part of the financial statements.

As per our report of even date

For Rajeev & Ajay


Firm registration No.: 009977N

Chartered Accountants

Ajay Kumar Sachdeva

Partner

Membership No.: 084302



For and on behalf of the Board of Directors of

**SMRIDHI TECHNOBUILD PRIVATE LIMITED**

Purushottam Grover

Director

DIN-08315022

Neeru Sareen

Director

DIN-08383149

Place : New Delhi

Date : 19 May 2021

**SMRIDHI TECHNOBUILD PRIVATE LIMITED**  
**STATEMENT OF PROFIT AND LOSS FOR THE YEAR ENDED 31 MARCH 2021**  
(Amount in Rupees, unless otherwise stated)

Particulars	Notes	31 March 2021	31 March 2020
<b>Total Income (I)</b>		-	-
<b>EXPENSES</b>			
Finance costs	11	659	649
Other expenses	12	50,281	11,360
<b>Total Expenses (II)</b>		<b>50,940</b>	<b>12,009</b>
<b>Profit/(Loss) before tax from continuing operations (I-II)</b>		<b>(50,940)</b>	<b>(12,009)</b>
<b>Tax expense:</b>			
Current Tax		-	-
<b>Profit/(Loss) for the year from continuing operations</b>		<b>(50,940)</b>	<b>(12,009)</b>
<b>Other Comprehensive Income</b>		-	-
<b>Total other comprehensive income for the year, net of tax</b>		-	-
<b>Total comprehensive income/(loss) for the year, net of tax</b>		<b>(50,940)</b>	<b>(12,009)</b>
Earnings per equity share (computed on the basis of profit/(loss) for the year):	13		
(1) Basic		(0.05)	(0.01)
(2) Diluted		(0.05)	(0.01)

**Summary of significant accounting policies**

**3**

The accompanying notes are an integral part of the financial statements.

As per our report of even date

**For Rajeev & Ajay**

Firm registration No.: 009977N

Chartered Accountants

**Ajay Kumar Sachdeva**

Partner

Membership No: 9084302

For and on behalf of the Board of Directors of

**SMRIDHI TECHNOBUILD PRIVATE LIMITED**

**Purushottam Grover**

Director

DIN-08315022

**Neeru Sareen**

Director

DIN-08383149

Place : New Delhi

Date : 19 May 2021

**SNOW WHITE BUILDCON PRIVATE LIMITED**  
**BALANCE SHEET AS AT 31 MARCH 2021**  
(Amount in rupees, unless otherwise stated)

	Notes	As at 31 March 2021	As at 31 March 2020
<b>ASSETS</b>			
<b>Non-current assets</b>			
Financial Assets			
Investments	4	104,440,420	104,440,420
		<b>104,440,420</b>	<b>104,440,420</b>
<b>Current assets</b>			
Inventories	5	248,089,120	242,216,230
Financial assets			
Cash and cash equivalents	6	22,182	21,636
Other bank balances	7	887,455	774,063
Other financial assets	8	715,969	561,979
Other current assets	9	249,346	256,791
		<b>249,964,072</b>	<b>243,830,699</b>
<b>Total Assets</b>		<b>354,404,492</b>	<b>348,271,119</b>
<b>EQUITY AND LIABILITIES</b>			
<b>Equity</b>			
Equity share capital	10	100,000	100,000
Other equity	11	(53,214,606)	(53,278,131)
<b>Total equity</b>		<b>(53,114,606)</b>	<b>(53,178,131)</b>
<b>LIABILITIES</b>			
<b>Current liabilities</b>			
Financial liabilities			
Trade payables	12	-	-
-total outstanding dues of micro and small enterprises		5,900	5,900
-total outstanding dues other than micro and small enterprises			
Other current liabilities	13	407,513,198	401,443,350
<b>Total liabilities</b>		<b>407,519,098</b>	<b>401,449,250</b>
<b>Total Equity and Liabilities</b>		<b>354,404,492</b>	<b>348,271,119</b>
<b>Summary of significant accounting policies</b>	3		

The accompanying notes are an integral part of the financial statements.

As per our report of even date

**For N A V R A T N & CO LLP**  
Firm Reg. No.: N500107  
Chartered Accountants

  
**Nitish Mittal**  
Partner  
Membership No.: 095371



Place : Gurugram  
Date : 19 May 2021

For and on behalf of the Board of Directors of  
**SNOW WHITE BUILDCON PRIVATE LIMITED**

  
**Amarjeet Chhikara**  
Director  
DIN-08858736

  
**Ketan Luthra**  
Director  
DIN-08384025

**SNOW WHITE BUILDCON PRIVATE LIMITED**  
**STATEMENT OF PROFIT AND LOSS FOR THE YEAR ENDED 31 MARCH 2021**  
(Amount in rupees, unless otherwise stated)

Particulars	Notes	31 March 2021	31 March 2020
Other income	14	96,547	51,611
<b>Total Income</b>		<b>96,547</b>	<b>51,611</b>
<b>EXPENSES</b>			
Finance costs	15	1,339	744
Other expenses	16	10,318	9,132
<b>Total Expenses</b>		<b>11,657</b>	<b>9,876</b>
<b>Profit/ (Loss) before tax from continuing operations</b>		<b>84,890</b>	<b>41,735</b>
<b>Tax expense:</b>			
Current tax		21,365	10,500
<b>Profit/ (Loss) for the year from continuing operations</b>		<b>63,525</b>	<b>31,235</b>
Other comprehensive income		-	-
<b>Total other comprehensive income for the year, net of tax</b>		<b>-</b>	<b>-</b>
<b>Total comprehensive income/(loss) for the year, net of tax</b>		<b>63,525</b>	<b>31,235</b>
<b>Earnings per equity share:</b>	17		
(1) Basic		6.35	3.12
(2) Diluted		6.35	3.12
<b>Summary of significant accounting policies</b>	3		

The accompanying notes are an integral part of the financial statements.

As per our report of even date

**For N A V R A T N & CO LLP**  
Firm Reg. No.: N500107  
Chartered Accountants

**Nitish Mittal**  
Partner

Membership No.: 095371



For and on behalf of the Board of Directors of  
**SNOW WHITE BUILDCON PRIVATE LIMITED**

**Amarjeet Chhikara**  
Director  
DIN-08858736

**Ketan Luthra**  
Director  
DIN-08384025

Place : Gurugram  
Date : 19 May 2021



**SONEX PROJECTS PRIVATE LIMITED**  
**BALANCE SHEET AS AT 31 MARCH 2021**  
(Amount in rupees, unless otherwise stated)

	Notes	As at 31 March 2021	As at 31 March 2020
<b>ASSETS</b>			
<b>Current assets</b>			
Inventories	4	69,733,282	68,430,121
Financial assets			
Cash and cash equivalents	5	22,255	18,115
Other financial assets	6	29,543	1,040,352
Other current assets	7	78,241	78,241
<b>Total Assets</b>		<b>69,863,321</b>	<b>69,566,829</b>
<b>EQUITY AND LIABILITIES</b>			
<b>Equity</b>			
Equity share capital	8	100,000	100,000
Other equity	9	1,301,407	1,314,323
<b>Total equity</b>		<b>1,401,407</b>	<b>1,414,323</b>
<b>LIABILITIES</b>			
<b>Current liabilities</b>			
Financial liabilities			
Trade payables	10	-	-
-total outstanding dues of micro and small enterprises			
-total outstanding dues other than micro and small enterprises		5,900	5,900
Other current liabilities	11	68,456,014	68,146,606
<b>Total liabilities</b>		<b>68,461,914</b>	<b>68,152,506</b>
<b>Total Equity and Liabilities</b>		<b>69,863,321</b>	<b>69,566,829</b>

**Summary of significant accounting policies**

3

The accompanying notes are an integral part of the financial statements.

As per our report of even date

**For NAVRATN & CO LLP**  
Firm registration No.: N500107  
Chartered Accountants

*Nitish Mittal*

**Nitish Mittal**  
Partner  
Membership No.: 095371



For and on behalf of the Board of Directors of  
**SONEX PROJECTS PRIVATE LIMITED**

*Amarjeet Chhikara*

**Amarjeet Chhikara**  
Director  
DIN- 08858736

*Shishir Lal*

**Shishir Lal**  
Director  
DIN- 02210170

Place : Gurugram  
Date : 19 May 2021

**SONEX PROJECTS PRIVATE LIMITED**  
**STATEMENT OF PROFIT AND LOSS FOR THE YEAR ENDED 31 MARCH 2021**  
(Amount in rupees, unless otherwise stated)

Particulars	Notes	31 March 2021	31 March 2020
Other income	12	-	1,790
<b>Total Income</b>		<b>-</b>	<b>1,790</b>
<b>EXPENSES</b>			
Finance costs	13	649	649
Other expenses	14	12,267	9,132
<b>Total Expenses</b>		<b>12,916</b>	<b>9,781</b>
<b>(Loss) before tax from continuing operations</b>		<b>(12,916)</b>	<b>(7,991)</b>
<b>Tax expense:</b>			
Current tax		-	-
<b>(Loss) for the year from continuing operations</b>		<b>(12,916)</b>	<b>(7,991)</b>
Other comprehensive income		-	-
<b>Total other comprehensive income for the year, net of tax</b>		<b>-</b>	<b>-</b>
<b>Total comprehensive (loss) for the year, net of tax</b>		<b>(12,916)</b>	<b>(7,991)</b>
<b>Earnings per equity share:</b>	15		
(1) Basic		(1.29)	(0.80)
(2) Diluted		(1.29)	(0.80)

**Summary of significant accounting policies**

3

The accompanying notes are an integral part of the financial statements.

**As per our report of even date**

**For N A V R A T N & C O L L P**  
Firm registration No.: N500107  
Chartered Accountants

  
**Nitish Mittal**  
Partner

Membership No.: 095371



For and on behalf of the Board of Directors of  
**SONEX PROJECTS PRIVATE LIMITED**

  
**Amarjeet Chhikara**  
Director  
DIN- 08858736

  
**Shishir Lal**  
Director  
DIN- 02210170

Place : Gurugram  
Date : 19 May 2021


**SPARSH PROMOTERS PRIVATE LIMITED**  
**BALANCE SHEET AS AT 31 MARCH 2021**  
(Amount in rupees, unless otherwise stated)

	Notes	As at 31 March 2021	As at 31 March 2020
<b>ASSETS</b>			
<b>Current assets</b>			
Inventories	4	285,173,111	285,173,111
Financial assets			
Cash and cash equivalents	5	23,548	18,197
Other current assets	6	6,105,993	6,105,993
		<b>291,302,652</b>	<b>291,297,301</b>
<b>Total Assets</b>		<b>291,302,652</b>	<b>291,297,301</b>
<b>EQUITY AND LIABILITIES</b>			
<b>Equity</b>			
Equity share capital	7	1,000,000	1,000,000
Other equity	8	(612,672)	(590,316)
<b>Total equity</b>		<b>387,328</b>	<b>409,684</b>
<b>LIABILITIES</b>			
<b>Current liabilities</b>			
Financial liabilities			
Trade payables	9	-	-
-total outstanding dues of micro and small enterprises		-	-
-total outstanding dues other than micro and small enterprises		16,950	5,900
Other current liabilities	10	290,898,374	290,881,717
<b>Total liabilities</b>		<b>290,915,324</b>	<b>290,887,617</b>
<b>Total Equity and Liabilities</b>		<b>291,302,652</b>	<b>291,297,301</b>
<b>Summary of significant accounting policies</b>	3		

The accompanying notes are an integral part of the financial statements.

As per our report of even date

**For N A V R A T N & CO LLP**  
Firm Reg. No.: N500107  
Chartered Accountants

  
**Nitish Mittal**  
Partner  
Membership No.: 095371



For and on behalf of the Board of Directors of  
**SPARSH PROMOTERS PRIVATE LIMITED**

  
**Rajnish Bhardwaj**  
Director  
DIN-02220240

  
**Ketan Luthra**  
Director  
DIN-08384025

Place : Gurugram  
Date : 19 May 2021

**SPARSH PROMOTERS PRIVATE LIMITED**  
**STATEMENT OF PROFIT AND LOSS FOR THE YEAR ENDED 31 MARCH 2021**  
(Amount in rupees, unless otherwise stated)

Particulars	Notes	31 March 2021	31 March 2020
Revenue		-	-
<b>Total Income</b>		-	-
<b>EXPENSES</b>			
Finance costs	11	649	649
Other expenses	12	21,707	10,536
<b>Total Expenses</b>		22,356	11,185
<b>(Loss) before tax from continuing operations</b>		<b>(22,356)</b>	<b>(11,185)</b>
<b>Tax expense:</b>			
Current tax		-	-
<b>(Loss) for the year from continuing operations</b>		<b>(22,356)</b>	<b>(11,185)</b>
Other comprehensive income		-	-
<b>Total other comprehensive income for the year, net of tax</b>		-	-
<b>Total comprehensive income/(loss) for the year, net of tax</b>		<b>(22,356)</b>	<b>(11,185)</b>
<b>Earnings per equity share:</b>	13		
(1) Basic		(0.22)	(0.11)
(2) Diluted		(0.22)	(0.11)

**Summary of significant accounting policies**

3

The accompanying notes are an integral part of the financial statements.

As per our report of even date

**For N A V R A T N & CO LLP**  
Firm Reg. No.: N500107  
Chartered Accountants

*Nitish Mittal*  
**Nitish Mittal**

Partner  
Membership No.: 095371



For and on behalf of the Board of Directors of  
**SPARSH PROMOTERS PRIVATE LIMITED**

*Rajnish Bhardwaj*  
**Rajnish Bhardwaj**  
Director  
DIN-02220240

*Ketan Luthra*  
**Ketan Luthra**  
Director  
DIN-08384025

Place : Gurugram  
Date : 19 May 2021

**SPROUTING PROPERTIES PRIVATE LIMITED**  
**BALANCE SHEET AS AT 31 MARCH 2021**  
(Amount in rupees, unless otherwise stated)

	Notes	As at 31 March 2021	As at 31 March 2020
<b>ASSETS</b>			
<b>Current assets</b>			
Inventories	4	19,626,381	19,626,381
Financial assets			
Cash and cash equivalents	5	24,345	18,994
Other current assets	6	-	-
<b>Total Assets</b>		<b>19,650,726</b>	<b>19,645,375</b>
<b>EQUITY AND LIABILITIES</b>			
<b>Equity</b>			
Equity share capital	7	100,000	100,000
Other equity	8	(401,452)	(390,986)
<b>Total equity</b>		<b>(301,452)</b>	<b>(290,986)</b>
<b>LIABILITIES</b>			
<b>Current liabilities</b>			
Financial liabilities			
Trade payables	9	-	-
-total outstanding dues of micro and small enterprises		5,900	5,900
-total outstanding dues other than micro and small enterprises	10	19,946,278	19,930,461
Other current liabilities			
<b>Total liabilities</b>		<b>19,952,178</b>	<b>19,936,361</b>
<b>Total Equity and Liabilities</b>		<b>19,650,726</b>	<b>19,645,375</b>

**Summary of significant accounting policies**

3

The accompanying notes are an integral part of the financial statements.

**As per our report of even date**

**For N A V R A T N & C O L L P**

Firm Reg. No.: N500107

Chartered Accountants



**Nitish Mittal**

Partner

Membership No.: 095377



For and on behalf of the Board of Directors of  
**SPROUTING PROPERTIES PRIVATE LIMITED**



**Shishir Lal**

Director

DIN- 02210170



**Amarjeet Chhikara**

Director

DIN-08858736

Place : Gurugram

Date : 19 May 2021

**SPROUTING PROPERTIES PRIVATE LIMITED**  
**STATEMENT OF PROFIT AND LOSS FOR THE YEAR ENDED 31 MARCH 2021**  
(Amount in rupees, unless otherwise stated)

Particulars	Notes	31 March 2021	31 March 2020
Revenue		-	-
<b>Total Income</b>		-	-
<b>EXPENSES</b>			
Finance costs	11	649	649
Other expenses	12	9,817	8,627
<b>Total Expenses</b>		10,466	9,276
<b>(Loss) before tax from continuing operations</b>		<b>(10,466)</b>	<b>(9,276)</b>
<b>Tax expense:</b>			
Current tax		-	-
<b>(Loss) for the year from continuing operations</b>		<b>(10,466)</b>	<b>(9,276)</b>
Other comprehensive income		-	-
<b>Total other comprehensive income for the year, net of tax</b>		-	-
<b>Total comprehensive income/(loss) for the year, net of tax</b>		<b>(10,466)</b>	<b>(9,276)</b>
<b>Earnings per equity share:</b>	13		
(1) Basic		(1.05)	(0.93)
(2) Diluted		(1.05)	(0.93)

**Summary of significant accounting policies**

3

The accompanying notes are an integral part of the financial statements.

**As per our report of even date**

**For N A V R A T N & C O L L P**  
Firm Reg. No.: N500107  
Chartered Accountants

  
**Nitish Mittal**  
Partner  
Membership No.: 095377



For and on behalf of the Board of Directors of  
**SPROUTING PROPERTIES PRIVATE LIMITED**

  
**Shishir Lal**  
Director  
DIN- 02210170

  
**Amarjeet Chhikara**  
Director  
DIN-08858736

Place : Gurugram  
Date : 19 May 2021

**SPURT PROJECTS PRIVATE LIMITED**  
**BALANCE SHEET AS AT 31 MARCH 2021**  
(Amount in rupees, unless otherwise stated)

	Notes	As at 31 March 2021	As at 31 March 2020
<b>ASSETS</b>			
<b>Current assets</b>			
Inventories	4	142,413,409	142,413,409
Financial assets			
Cash and cash equivalents	5	24,544	8,463
Other financial assets	6	801,029	801,029
Other current assets	7	12,437,500	14,093,291
<b>Total Assets</b>		<b>155,676,482</b>	<b>157,316,192</b>
<b>EQUITY AND LIABILITIES</b>			
<b>Equity</b>			
Equity share capital	8	100,000	100,000
Other equity	9	(2,039,270)	(2,074,428)
<b>Total equity</b>		<b>(1,939,270)</b>	<b>(1,974,428)</b>
<b>LIABILITIES</b>			
<b>Current liabilities</b>			
Financial liabilities			
Trade payables	10	-	-
-total outstanding dues of micro and small enterprises		607,507	607,507
-total outstanding dues other than micro and small enterprises		156,996,432	158,683,113
Other current liabilities	11	11,813	-
Provisions	12	157,615,752	159,290,620
<b>Total liabilities</b>		<b>155,676,482</b>	<b>157,316,192</b>
<b>Total Equity and Liabilities</b>		<b>155,676,482</b>	<b>157,316,192</b>

Summary of significant accounting policies 3

The accompanying notes are an integral part of the financial statements.

As per our report of even date

For **NAV RATN & CO LLP**  
Firm Reg. No.: N500107  
Chartered Accountants

  
**Nitish Mittal**

Partner  
Membership No.: 095371



For and on behalf of the Board of Directors of  
**SPURT PROJECTS PRIVATE LIMITED**

  
**Kamal Bajaj**

Director  
DIN-06713913

  
**Amarjeet Chhikara**

Director  
DIN-08858736

Place : Gurugram  
Date : 19 May 2021

**SPURT PROJECTS PRIVATE LIMITED**  
**STATEMENT OF PROFIT AND LOSS FOR THE YEAR ENDED 31 MARCH 2021**  
(Amount in rupees, unless otherwise stated)

Particulars	Notes	31 March 2021	31 March 2020
Other Income	13	57,950	-
<b>Total Income</b>		<b>57,950</b>	<b>-</b>
<b>EXPENSES</b>			
Finance costs	14	649	649
Other expenses	15	10,319	21,926
<b>Total Expenses</b>		<b>10,968</b>	<b>22,575</b>
<b>Profit/(Loss) before tax from continuing operations</b>		<b>46,982</b>	<b>(22,575)</b>
<b>Tax expense:</b>			
Current tax		11,824	-
<b>Profit/(Loss) for the year from continuing operations</b>		<b>35,158</b>	<b>(22,575)</b>
Other comprehensive income		-	-
<b>Total other comprehensive income for the year, net of tax</b>		<b>-</b>	<b>-</b>
<b>Total comprehensive income/(loss) for the year, net of tax</b>		<b>35,158</b>	<b>(22,575)</b>
<b>Earnings per equity share:</b>	16		
(1) Basic		3.52	(2.26)
(2) Diluted		3.52	(2.26)
<b>Summary of significant accounting policies</b>	3		

The accompanying notes are an integral part of the financial statements.

As per our report of even date

**For N A V R A T N & CO LLP**  
Firm Reg. No.: N500107  
Chartered Accountants

  
**Nitish Mittal**


Partner  
Membership No.: 095371



For and on behalf of the Board of Directors of  
**SPURT PROJECTS PRIVATE LIMITED**

  
**Kamal Bajaj**

Director  
DIN-06713913

  
**Amarjeet Chhikara**

Director  
DIN-08858736

Place : Gurugram  
Date : 19 May 2021



**SRIYAM ESTATES PRIVATE LIMITED**  
**BALANCE SHEET AS AT 31 MARCH 2021**  
(Amount in rupees, unless otherwise stated)

	Notes	As at 31 March 2021	As at 31 March 2020
<b>ASSETS</b>			
<b>Current assets</b>			
Inventories	4	4,834,450	4,834,450
Financial assets			
Cash and cash equivalents	5	89,004	18,528
Other financial assets	6	6,590,122	6,590,122
<b>Total Assets</b>		<b>11,513,576</b>	<b>11,443,100</b>
<b>EQUITY AND LIABILITIES</b>			
<b>Equity</b>			
Equity share capital	7	100,000	100,000
Other equity	8	(1,419,146)	(1,408,691)
<b>Total equity</b>		<b>(1,319,146)</b>	<b>(1,308,691)</b>
<b>LIABILITIES</b>			
<b>Current liabilities</b>			
Financial liabilities			
Trade payables	9	-	-
-total outstanding dues of micro and small enterprises		-	-
-total outstanding dues other than micro and small enterprises		5,900	5,900
Other current liabilities	10	12,826,822	12,745,891
<b>Total liabilities</b>		<b>12,832,722</b>	<b>12,751,791</b>
<b>Total Equity and Liabilities</b>		<b>11,513,576</b>	<b>11,443,100</b>
<b>Summary of significant accounting policies</b>	3		

The accompanying notes are an integral part of the financial statements.

As per our report of even date

For **NAV R A T N & CO LLP**  
Firm Reg. No.: N500107  
Chartered Accountants

  
**Nitish Mittal**  
Partner  
Membership No.: 095371



For and on behalf of the Board of Directors of  
**SRIYAM ESTATES PRIVATE LIMITED**

  
**Sweta Maharaj**  
Director  
DIN-08380326

  
**Akshat Maheshwari**  
Director  
DIN-07504909

Place : Gurugram  
Date : 19 May 2021

**SRIYAM ESTATES PRIVATE LIMITED**  
**STATEMENT OF PROFIT AND LOSS FOR THE YEAR ENDED 31 MARCH 2021**  
(Amount in rupees, unless otherwise stated)

Particulars	Notes	31 March 2021	31 March 2020
Revenue		-	-
<b>Total Income</b>		-	-
<b>EXPENSES</b>			
Finance costs	11	649	649
Other expenses	12	9,806	9,144
<b>Total Expenses</b>		<b>10,455</b>	<b>9,793</b>
<b>(Loss) before tax from continuing operations</b>		<b>(10,455)</b>	<b>(9,793)</b>
<b>Tax expense:</b>			
Current tax		-	-
<b>(Loss) for the year from continuing operations</b>		<b>(10,455)</b>	<b>(9,793)</b>
Other comprehensive income		-	-
<b>Total other comprehensive income for the year, net of tax</b>		-	-
<b>Total comprehensive (loss) for the year, net of tax</b>		<b>(10,455)</b>	<b>(9,793)</b>
<b>Earnings per equity share:</b>	13		
(1) Basic		(1.05)	(0.98)
(2) Diluted		(1.05)	(0.98)

**Summary of significant accounting policies**

3

The accompanying notes are an integral part of the financial statements.

**As per our report of even date**

**For N A V R A T N & C O L L P**  
Firm Reg. No.: N500107  
Chartered Accountants

  
**Nitish Mittal**  
Partner

Membership No.: 095371



For and on behalf of the Board of Directors of  
**SRIYAM ESTATES PRIVATE LIMITED**

  
**Sweta Maharaj**  
Director  
DIN-08380326

  
**Akshat Maheshwari**  
Director  
DIN-07504909

Place : Gurugram  
Date : 19 May 2021

**STASH PROPBUILD PRIVATE LIMITED**  
**BALANCE SHEET AS AT 31 MARCH 2021**  
(Amount in Rupees, unless otherwise stated)

	Notes	As at 31 March 2021	As at 31 March 2020
<b>ASSETS</b>			
<b>Current assets</b>			
Inventories	4	1,481,889	1,481,889
Financial assets			
Cash and cash equivalents	5	24,925	24,787
Other financial assets	6	2,090,788	2,090,788
<b>Total Assets</b>		<b>3,597,602</b>	<b>3,597,464</b>
<b>EQUITY AND LIABILITIES</b>			
<b>Equity</b>			
Equity share capital	7	100,000	100,000
Other equity	8	(289,492)	(279,024)
<b>Total equity</b>		<b>(189,492)</b>	<b>(179,024)</b>
<b>LIABILITIES</b>			
<b>Current liabilities</b>			
Financial liabilities			
Trade payables	9	-	-
-total outstanding dues of micro and small enterprises		-	-
-total outstanding dues other than micro and small enterprises		5,900	5,900
Other current liabilities	10	3,781,194	3,770,588
<b>Total liabilities</b>		<b>3,787,094</b>	<b>3,776,488</b>
<b>Total Equity and Liabilities</b>		<b>3,597,602</b>	<b>3,597,464</b>
<b>Summary of significant accounting policies</b>	3		

The accompanying notes are an integral part of the financial statements.

As per our report of even date

For Rajeev & Ajay

Firm registration No : 009977A  
Chartered Accountants

Ajay Kumar Sachdeva  
Partner  
Membership No. : 084302



For and on behalf of the Board of Directors of  
**STASH PROPBUILD PRIVATE LIMITED**

Rohit Rawat  
Director  
DIN- 08298761

Seema Shekhar  
Director  
DIN- 08376730

Place : New Delhi  
Date : 19 May 2021

**STASH PROPBUILD PRIVATE LIMITED**  
**STATEMENT OF PROFIT AND LOSS FOR THE YEAR ENDED 31 MARCH 2021**  
**(Amount in Rupees, unless otherwise stated)**

Particulars	Notes	31 March 2021	31 March 2020
Revenue		-	-
<b>Total Income (I)</b>		-	-
<b>EXPENSES</b>			
Finance costs	11	650	649
Other expenses	12	9,818	8,645
<b>Total Expenses (II)</b>		<b>10,468</b>	<b>9,294</b>
<b>Profit/(Loss) before tax from continuing operations (I-II)</b>		<b>(10,468)</b>	<b>(9,294)</b>
<b>Tax expense:</b>			
Current Tax		-	-
<b>Profit/(Loss) for the year from continuing operations</b>		<b>(10,468)</b>	<b>(9,294)</b>
<b>Other Comprehensive Income</b>		-	-
<b>Total other comprehensive income for the year, net of tax</b>		-	-
<b>Total comprehensive income/(loss) for the year, net of tax</b>		<b>(10,468)</b>	<b>(9,294)</b>
Earnings per equity share (computed on the basis of profit/(loss) for the year):	13		
(1) Basic		(1.05)	(0.93)
(2) Diluted		(1.05)	(0.93)

**Summary of significant accounting policies** 3

The accompanying notes are an integral part of the financial statements.

**As per our report of even date**

**For Rajeev & Ajay**

Firm registration No : 009977N  
Chartered Accountants

**Ajay Kumar Sachdeva**

Partner

Membership No. : 084362



For and on behalf of the Board of Directors of  
**STASH PROPBUILD PRIVATE LIMITED**

**Rohit Rawat**

Director

DIN- 08298761

**Seema Shekhar**

Director

DIN- 08376730

Place : New Delhi

Date : 19 May 2021

**STAVE PROPBUILD PRIVATE LIMITED**  
**BALANCE SHEET AS AT 31 MARCH 2021**  
(Amount in Rupees, unless otherwise stated)

**ASSETS**

**Current assets**

Financial assets

Cash and cash equivalents

Other financial assets

**Total Assets**

Notes	As at 31 March 2021	As at 31 March 2020
4	24,587	28,137
5	13,150,766	13,150,766
	<b>13,175,353</b>	<b>13,178,903</b>
	<b>13,175,353</b>	<b>13,178,903</b>

**EQUITY AND LIABILITIES**

**Equity**

Equity share capital

Other equity

**Total equity**

6	100,000	100,000
7	(287,930)	(277,775)
	<b>(187,930)</b>	<b>(177,775)</b>

**LIABILITIES**

**Current liabilities**

Financial liabilities

Trade payables

-total outstanding dues of micro and small enterprises

-total outstanding dues other than micro and small enterprises

Other current liabilities

**Total liabilities**

8	-	-
	5,900	5,900
9	13,357,383	13,350,778
	<b>13,363,283</b>	<b>13,356,678</b>
	<b>13,175,353</b>	<b>13,178,903</b>

**Total Equity and Liabilities**

**Summary of significant accounting policies**

3

The accompanying notes are an integral part of the financial statements.

As per our report of even date

For Rajeev & Ajay

Firm registration No : 009977N

Chartered Accountants

Ajay Kumar Sachdeva

Partner

Membership No. : 084302



For and on behalf of the Board of Directors of  
**STAVE PROPBUILD PRIVATE LIMITED**

Rohit Rawat

Director

DIN-08298761

Rahul Bindle

Director

DIN- 02128650

Place : New Delhi

Date : 19 May 2021

**STAVE PROPBUILD PRIVATE LIMITED**  
**STATEMENT OF PROFIT AND LOSS FOR THE YEAR ENDED 31 MARCH 2021**  
(Amount in Rupees, unless otherwise stated)

Particulars	Notes	31 March 2021	31 March 2020
<b>Total Income (I)</b>		-	-
<b>EXPENSES</b>			
Finance costs	10	650	649
Other expenses	11	9,505	8,645
<b>Total Expenses (II)</b>		<b>10,155</b>	<b>9,294</b>
<b>Profit/(Loss) before tax from continuing operations (I-II)</b>		<b>(10,155)</b>	<b>(9,294)</b>
<b>Tax expense:</b>			
Current Tax		-	-
<b>Profit/(Loss) for the year from continuing operations</b>		<b>(10,155)</b>	<b>(9,294)</b>
<b>Other Comprehensive Income</b>		-	-
<b>Total other comprehensive income for the year, net of tax</b>		-	-
<b>Total comprehensive income/(loss) for the year, net of tax</b>		<b>(10,155)</b>	<b>(9,294)</b>
Earnings per equity share (computed on the basis of profit/(loss) for the year):	12		
(1) Basic		(1.02)	(0.93)
(2) Diluted		(1.02)	(0.93)

**Summary of significant accounting policies**

3

The accompanying notes are an integral part of the financial statements.

**As per our report of even date**

**For Rajeev & Ajay**

Firm registration No : 009977N

Chartered Accountants.

**Ajay Kumar Sachdeva**

Partner

Membership No. : 084302



For and on behalf of the Board of Directors of  
**STAVE PROPBUILD PRIVATE LIMITED**

**Rohit Rawat**

Director

DIN-08298761

**Rahul Bindle**

Director

DIN- 02128650

Place : New Delhi

Date : 19 May 2021

**STEIN PROPBUILD PRIVATE LIMITED**  
**BALANCE SHEET AS AT 31 MARCH 2021**  
(Amount in Rupees, unless otherwise stated)

**ASSETS**

**Current assets**

Inventories	
Financial assets	
Cash and cash equivalents	
<b>Total Assets</b>	

Notes	As at 31 March 2021	As at 31 March 2020
4	65,228,646	62,337,894
5	23,884	24,644
	<b>65,252,530</b>	<b>62,362,538</b>

**EQUITY AND LIABILITIES**

**Equity**

Equity share capital	
Other equity	
<b>Total equity</b>	

6	100,000	100,000
7	(300,161)	(287,646)
	<b>(200,161)</b>	<b>(187,646)</b>

**LIABILITIES**

**Current liabilities**

Financial liabilities	
Trade payables	
-total outstanding dues of micro and small enterprises	
-total outstanding dues other than micro and small enterprises	
Other current liabilities	
<b>Total liabilities</b>	

8	-	-
	5,900	5,900
9	65,446,791	62,544,284
	<b>65,452,691</b>	<b>62,550,184</b>
	<b>65,252,530</b>	<b>62,362,538</b>

**Total Equity and Liabilities**

**Summary of significant accounting policies**

3

The accompanying notes are an integral part of the financial statements.

As per our report of even date

For Rajeev & Ajay


Firm registration No.: 009977N

Chartered Accountants/ & AJAY

Ajay Kumar Sachdeva

Partner

Membership No.: 084302



For and on behalf of the Board of Directors of  
**STEIN PROPBUILD PRIVATE LIMITED**

*Reena*

Reena

Director

DIN- 08129092

*Amitava Chattopadhyay*

Amitava Chattopadhyay

Director

DIN- 07150600

Place : New Delhi

Date : 19 May 2021

**STEIN PROPBUILD PRIVATE LIMITED**  
**STATEMENT OF PROFIT AND LOSS FOR THE YEAR ENDED 31 MARCH 2021**  
(Amount in Rupees, unless otherwise stated)

Particulars	Notes	31 March 2021	31 March 2020
Revenue		-	-
<b>Total Income (I)</b>		-	-
<b>EXPENSES</b>			
Finance costs	10	649	649
Other expenses	11	11,866	8,636
<b>Total Expenses (II)</b>		<b>12,515</b>	<b>9,285</b>
<b>Profit/(Loss) before tax from continuing operations (I-II)</b>		<b>(12,515)</b>	<b>(9,285)</b>
<b>Tax expense:</b>			
Current tax		-	-
<b>Profit/(Loss) for the year from continuing operations</b>		<b>(12,515)</b>	<b>(9,285)</b>
<b>Other Comprehensive Income</b>		-	-
<b>Total other comprehensive income for the year, net of tax</b>		-	-
<b>Total comprehensive income/(loss) for the year, net of tax</b>		<b>(12,515)</b>	<b>(9,285)</b>
<b>Earnings per equity share (computed on the basis of profit/(loss) for the year):</b>	<b>12</b>		
(1) Basic		(1.25)	(0.93)
(2) Diluted		(1.25)	(0.93)

**Summary of significant accounting policies**

**3**

The accompanying notes are an integral part of the financial statements.

**As per our report of even date**

**For Rajeev & Ajay**  
Firm registration No. 0099977N  
Chartered Accountants

**Ajay Kumar Sachdeva**  
Partner  
Membership No. : 084302

For and on behalf of the Board of Directors of  
**STEIN PROPBUILD PRIVATE LIMITED**

**Reena**  
Director  
DIN- 08129092

**Amitava Chattopadhyay**  
Director  
DIN- 07150600

Place : New Delhi  
Date : 19 May 2021




**STENT PROPBUILD PRIVATE LIMITED**  
**BALANCE SHEET AS AT 31 MARCH 2021**  
(Amount in Rupees, unless otherwise stated)


	Notes	As at 31 March 2021	As at 31 March 2020
<b>ASSETS</b>			
<b>Current assets</b>			
Financial assets			
Cash and cash equivalents	4	89,051	24,576
Other financial assets	5	4,806,910	4,806,910
		<b>4,895,961</b>	<b>4,831,486</b>
<b>Total Assets</b>		<b>4,895,961</b>	<b>4,831,486</b>
<b>EQUITY AND LIABILITIES</b>			
<b>Equity</b>			
Equity share capital	6	100,000	100,000
Other equity	7	(150,297)	(140,142)
<b>Total equity</b>		<b>(50,297)</b>	<b>(40,142)</b>
<b>LIABILITIES</b>			
<b>Current liabilities</b>			
Financial liabilities			
Trade payables	8	-	-
-total outstanding dues of micro and small enterprises		-	-
-total outstanding dues other than micro and small enterprises		5,900	5,900
Other current liabilities	9	4,940,358	4,865,728
<b>Total liabilities</b>		<b>4,946,258</b>	<b>4,871,628</b>
<b>Total Equity and Liabilities</b>		<b>4,895,961</b>	<b>4,831,486</b>
<b>Summary of significant accounting policies</b>	3		

The accompanying notes are an integral part of the financial statements.

As per our report of even date

For Rajeev & Ajay  
Firm registration No : 009977N  
Chartered Accountants &  
  
Ajay Kumar Sachdeva  
Partner  
Membership No: 084302

For and on behalf of the Board of Directors of  
**STENT PROPBUILD PRIVATE LIMITED**

  
Niranjana Kumar Jha  
Director  
DIN- 08376638

  
Bharat Bhushan Garg  
Director  
DIN- 01669048

Place : New Delhi  
Date : 19 May 2021

**STENT PROPBUILD PRIVATE LIMITED**  
**STATEMENT OF PROFIT AND LOSS FOR THE YEAR ENDED 31 MARCH 2021**  
(Amount in Rupees, unless otherwise stated)

Particulars	Notes	31 March 2021	31 March 2020
Revenue		-	-
<b>Total Income (I)</b>		-	-
<b>EXPENSES</b>			
Finance costs	10	649	649
Other expenses	11	9,506	8,636
<b>Total Expenses (II)</b>		<b>10,155</b>	<b>9,285</b>
<b>Profit/(Loss) before tax from continuing operations (I-II)</b>		<b>(10,155)</b>	<b>(9,285)</b>
<b>Tax expense:</b>			
Current Tax		-	-
<b>Profit/(Loss) for the year from continuing operations</b>		<b>(10,155)</b>	<b>(9,285)</b>
<b>Other Comprehensive Income</b>		-	-
<b>Total other comprehensive income for the year, net of tax</b>		-	-
<b>Total comprehensive income/(loss) for the year, net of tax</b>		<b>(10,155)</b>	<b>(9,285)</b>
Earnings per equity share (computed on the basis of profit/(loss) for the year):	12		
(1) Basic		(1.02)	(0.93)
(2) Diluted		(1.02)	(0.93)

**Summary of significant accounting policies**

**3**

The accompanying notes are an integral part of the financial statements.

**As per our report of even date**

**For Rajeev & Ajay**


Firm registration No : 009977N

Chartered Accountants

**Ajay Kumar Sachdeva**

Partner

Membership No. : 084302



For and on behalf of the Board of Directors of

**STENT PROPBUILD PRIVATE LIMITED**

**Niranjan Kumar Jha**

Director

DIN- 08376638

**Bharat Bhushan Garg**

Director

DIN- 01669048

Place : New Delhi

Date : 19 May 2021

**STRUT PROPBUILD PRIVATE LIMITED**  
**BALANCE SHEET AS AT 31 MARCH 2021**  
(Amount in Rupees, unless otherwise stated)

**ASSETS**

**Current assets**

Financial assets

Cash and cash equivalents

**Total Assets**

Notes	As at 31 March 2021	As at 31 March 2020
4	24,871	24,733
	<b>24,871</b>	<b>24,733</b>

**EQUITY AND LIABILITIES**

**Equity**

Equity share capital

Other equity

**Total equity**

5	100,000	100,000
6	(290,251)	(279,783)
	<b>(190,251)</b>	<b>(179,783)</b>

**LIABILITIES**

**Current liabilities**

Financial liabilities

Trade payables

-total outstanding dues of micro and small enterprises

- total outstanding dues other than micro and small enterprises

Other current liabilities

**Total liabilities**

7	-	-
	5,900	5,900
8	209,222	198,616
	<b>215,122</b>	<b>204,516</b>

**Total Equity and Liabilities**

	<b>24,871</b>	<b>24,733</b>
--	---------------	---------------

**Summary of significant accounting policies**

3


The accompanying notes are an integral part of the financial statements.

As per our report of even date



**For Rajeev & Ajay**

Firm registration No : 009977N

Chartered Accountants

  
**Ajay Kumar Sachdeva**  
Partner  
Membership No. 084302

For and on behalf of the Board of Directors of  
**STRUT PROPBUILD PRIVATE LIMITED**

   
**Niranjan Kumar Jha** **Ovais Ali Khan**  
Director Director  
DIN- 08376638 DIN- 08455167

Place : New Delhi

Date : 19 May 2021

**STRUT PROPBUILD PRIVATE LIMITED**  
**STATEMENT OF PROFIT AND LOSS FOR THE YEAR ENDED 31 MARCH 2021**  
(Amount in Rupees, unless otherwise stated)


Particulars	Notes	31 March 2021	31 March 2020
Revenue		-	-
<b>Total Income (I)</b>		-	-
<b>EXPENSES</b>			
Finance costs	9	650	649
Other expenses	10	9,818	8,627
<b>Total Expenses (II)</b>		<b>10,468</b>	<b>9,276</b>
<b>Profit/(Loss) before tax from continuing operations (I-II)</b>		<b>(10,468)</b>	<b>(9,276)</b>
<b>Tax expense</b>			
Current Tax		-	-
<b>Profit/(Loss) for the year from continuing operations</b>		<b>(10,468)</b>	<b>(9,276)</b>
<b>Other Comprehensive Income</b>		-	-
<b>Total other comprehensive income for the year, net of tax</b>		-	-
<b>Total comprehensive income/(loss) for the year, net of tax</b>		<b>(10,468)</b>	<b>(9,276)</b>
Earnings per equity share (computed on the basis of profit/(loss) for the year):	11		
(1) Basic		(1.05)	(0.93)
(2) Diluted		(1.05)	(0.93)

**Summary of significant accounting policies**

3

The accompanying notes are an integral part of the financial statements.

As per our report of even date

For Rajeev & Ajay  
Firm registration No : 009977N  
Chartered Accountants V & AJAY S  
  
NEW DELHI  
Ajay Kumar Sachdeva  
Partner  
Membership No. : 084302; COUNTANTS

For and on behalf of the Board of Directors of  
**STRUT PROPBUILD PRIVATE LIMITED**

  
Niranjana Kumar Jha  
Director  
DIN- 08376638

  
Ovais Ali Khan  
Director  
DIN- 08455167

Place : New Delhi  
Date : 19 May 2021

**SUKHJIT PROJECTS PRIVATE LIMITED**  
**BALANCE SHEET AS AT 31 MARCH 2021**  
(Amount in Rupees, unless otherwise stated)

	Notes	As at 31 March 2021	As at 31 March 2020
<b>ASSETS</b>			
<b>Non-current assets</b>			
Financial Assets			
Investments	4	31,771,957	31,771,957
		<b>31,771,957</b>	<b>31,771,957</b>
<b>Current assets</b>			
Financial assets			
Cash and cash equivalents	5	22,471	25,330
		<b>22,471</b>	<b>25,330</b>
<b>Total Assets</b>		<b>31,794,428</b>	<b>31,797,287</b>
<b>EQUITY AND LIABILITIES</b>			
<b>Equity</b>			
Equity share capital	6	100,000	100,000
Other equity	7	(515,939)	(503,023)
<b>Total equity</b>		<b>(415,939)</b>	<b>(403,023)</b>
<b>LIABILITIES</b>			
<b>Current liabilities</b>			
Financial liabilities			
Trade payables	8	-	-
-total outstanding dues of micro and small enterprises		5,900	5,900
-total outstanding dues other than micro and small enterprises	9	32,204,467	32,194,410
Other current liabilities		<b>32,210,367</b>	<b>32,200,310</b>
<b>Total liabilities</b>			
		<b>31,794,428</b>	<b>31,797,287</b>
<b>Total Equity and Liabilities</b>			
		<b>31,794,428</b>	<b>31,797,287</b>
<b>Summary of significant accounting policies</b>	3		

The accompanying notes are an integral part of the financial statements.

As per our report of even date

For Rajeev & Ajay  
Firm registration No. 009977N  
Chartered Accountants

Ajay Kumar Sachdeva  
Partner  
Membership No. : 084302

For and on behalf of the Board of Directors of  
**SUKHJIT PROJECTS PRIVATE LIMITED**

Vinod Balbara  
Director  
DIN-08129149

Manish Kumar  
Director  
DIN- 08376582

Place : New Delhi  
Date : 19 May 2021

**SUKHJIT PROJECTS PRIVATE LIMITED**  
**STATEMENT OF PROFIT AND LOSS FOR THE YEAR ENDED 31 MARCH 2021**  
**(Amount in Rupees, unless otherwise stated)**

Particulars	Notes	31 March 2021	31 March 2020
Revenue		-	-
<b>Total Income (I)</b>		<b>-</b>	<b>-</b>
<b>EXPENSES</b>			
Finance costs	10	649	1,121
Other expenses	11	12,267	9,031
<b>Total Expenses (II)</b>		<b>12,916</b>	<b>10,152</b>
<b>Profit/(Loss) before tax from continuing operations (I-II)</b>		<b>(12,916)</b>	<b>(10,152)</b>
<b>Tax expense:</b>			
Current Tax		-	-
<b>Profit/(Loss) for the year from continuing operations</b>		<b>(12,916)</b>	<b>(10,152)</b>
<b>Other Comprehensive Income</b>		-	-
<b>Total other comprehensive income for the year, net of tax</b>		<b>-</b>	<b>-</b>
<b>Total comprehensive income/(loss) for the year, net of tax</b>		<b>(12,916)</b>	<b>(10,152)</b>
Earnings per equity share (computed on the basis of profit/(loss) for the year):	12		
(1) Basic		(1.29)	(1.02)
(2) Diluted		(1.29)	(1.02)

**Summary of significant accounting policies**

3

The accompanying notes are an integral part of the financial statements.

As per our report of even date

**For Rajeev & Ajay**  
Firm registration No : 009977N  
Chartered Accountants

**Ajay Kumar Sachdeva**  
Partner  
Membership No - 084302

For and on behalf of the Board of Directors of  
**SUKHJIT PROJECTS PRIVATE LIMITED**

**Vinod Balhara**  
Director  
DIN-08129149

**Manish Kumar**  
Director  
DIN- 08376582

Place : New Delhi  
Date : 19 May 2021

**TACERY BUILDERS PRIVATE LIMITED**  
**BALANCE SHEET AS AT 31 MARCH 2021**  
(Amount in rupees, unless otherwise stated)

	Notes	As at 31 March 2021	As at 31 March 2020
<b>ASSETS</b>			
<b>Current assets</b>			
Inventories	4	118,778,453	174,553,956
Financial assets			
Cash and cash equivalents	5	73,055	18,105
Other financial assets	6	4,258,163	4,258,163
<b>Total Assets</b>		<b>123,109,671</b>	<b>178,830,224</b>
<b>EQUITY AND LIABILITIES</b>			
<b>Equity</b>			
Equity share capital	7	100,000	100,000
Other equity	8	(264,639)	(303,999)
<b>Total equity</b>		<b>(164,639)</b>	<b>(203,999)</b>
<b>LIABILITIES</b>			
<b>Current liabilities</b>			
Financial liabilities			
Trade payables	9		
-total outstanding dues of micro and small enterprises		7,276	-
-total outstanding dues other than micro and small enterprises		5,491	5,491
Other current liabilities	10	123,261,543	179,028,732
<b>Total liabilities</b>		<b>123,274,310</b>	<b>179,034,223</b>
<b>Total Equity and Liabilities</b>		<b>123,109,671</b>	<b>178,830,224</b>

Summary of significant accounting policies

3

The accompanying notes are an integral part of the financial statements.

As per our report of even date

**For N A V R A T N & C O L L P**

Firm Reg. No.: N500107

Chartered Accountants

  
**Nitish Mittal**

Partner

Membership No.: 095371



For and on behalf of the Board of Directors of  
**TACERY BUILDERS PRIVATE LIMITED**

  
**Manish Kumar**

Director

DIN-08376582

  
**Vinod Balhara**

Director

DIN-08129149

Place : Gurugram

Date : 19 May 2021

**TACERY BUILDERS PRIVATE LIMITED**  
**STATEMENT OF PROFIT AND LOSS FOR THE YEAR ENDED 31 MARCH 2021**  
(Amount in rupees, unless otherwise stated)

Particulars	Notes	31 March 2021	31 March 2020
Revenue	11	51,875	-
<b>Total Income</b>		<b>51,875</b>	<b>-</b>
<b>EXPENSES</b>			
Other expenses	12	11,866	8,627
Finance costs	13	649	649
<b>Total Expenses</b>		<b>12,515</b>	<b>9,276</b>
<b>Profit/(loss) before tax from continuing operations</b>		<b>39,360</b>	<b>(9,276)</b>
<b>Tax expense:</b>			
Current tax		-	-
<b>Profit/(Loss) for the year from continuing operations</b>		<b>39,360</b>	<b>(9,276)</b>
Other comprehensive income		-	-
<b>Total other comprehensive income for the year, net of tax</b>		<b>-</b>	<b>-</b>
<b>Total comprehensive income/(loss) for the year, net of tax</b>		<b>39,360</b>	<b>(9,276)</b>
<b>Earnings per equity share:</b>	14		
(1) Basic		3.94	(0.93)
(2) Diluted		3.94	(0.93)

**Summary of significant accounting policies**

3

The accompanying notes are an integral part of the financial statements.

**As per our report of even date**

**For N A V R A T N & CO LLP**  
Firm Reg. No.: N500107  
Chartered Accountants

  
**Nitish Mittal**  
Partner  
Membership No.: 095371



For and on behalf of the Board of Directors of  
**TACERY BUILDERS PRIVATE LIMITED**

  
**Manish Kumar**  
Director  
DIN-08376582

  
**Vinod Balhara**  
Director  
DIN-08129149

Place : Gurugram  
Date : 19 May 2021



**TANMAY DEVELOPERS PRIVATE LIMITED**  
**BALANCE SHEET AS AT 31 MARCH 2021**  
(Amount in rupees, unless otherwise stated)

	Notes	As at 31 March 2021	As at 31 March 2020
<b>ASSETS</b>			
<b>Current assets</b>			
Inventories	4	457,832,708	457,832,708
Financial assets			
Cash and cash equivalents	5	27,925	20,990
Other financial assets	6	3,489,039	3,489,039
Other current assets	7	1,210,685	1,210,685
<b>Total Assets</b>		<b>462,560,357</b>	<b>462,553,422</b>
<b>EQUITY AND LIABILITIES</b>			
<b>Equity</b>			
Equity share capital	8	100,000	100,000
Other equity	9	(6,997,256)	(6,854,083)
<b>Total equity</b>		<b>(6,897,256)</b>	<b>(6,754,083)</b>
<b>LIABILITIES</b>			
<b>Current liabilities</b>			
Financial liabilities			
Trade payables	10	-	-
-total outstanding dues of micro and small enterprises		-	-
-total outstanding dues other than micro and small enterprises		5,900	203,900
Other current liabilities	11	469,451,713	469,103,605
<b>Total liabilities</b>		<b>469,457,613</b>	<b>469,307,505</b>
<b>Total Equity and Liabilities</b>		<b>462,560,357</b>	<b>462,553,422</b>

**Summary of significant accounting policies**


3

The accompanying notes are an integral part of the financial statements.


**As per our report of even date**

For **NAV RATN & CO LLP**  
Firm Reg. No.: N500107  
Chartered Accountants

  
**Nitish Mittal**  
Partner  
Membership No.: 095371



For and on behalf of the Board of Directors of  
**TANMAY DEVELOPERS PRIVATE LIMITED**

  
**Pravesh Kumar**  
Director  
DIN-08376738

  
**Ovais Ali Khan**  
Director  
DIN-08455167

Place : Gurugram  
Date : 19 May 2021

**TANMAY DEVELOPERS PRIVATE LIMITED**  
**STATEMENT OF PROFIT AND LOSS FOR THE YEAR ENDED 31 MARCH 2021**  
**(Amount in rupees, unless otherwise stated)**


Particulars	Notes	31 March 2021	31 March 2020
Other Income	12	-	840
<b>Total Income</b>		<b>-</b>	<b>840</b>
<b>EXPENSES</b>			
Finance costs	13	1,106	1,149
Other expenses	14	142,067	269,035
<b>Total Expenses</b>		<b>143,173</b>	<b>270,184</b>
<b>(Loss) before tax from continuing operations</b>		<b>(143,173)</b>	<b>(269,344)</b>
<b>Tax expense:</b>			
Current tax		-	-
<b>(Loss) for the year from continuing operations</b>		<b>(143,173)</b>	<b>(269,344)</b>
Other comprehensive income		-	-
<b>Total other comprehensive income for the year, net of tax</b>		<b>-</b>	<b>-</b>
<b>Total comprehensive (loss) for the year, net of tax</b>		<b>(143,173)</b>	<b>(269,344)</b>
<b>Earnings per equity shares:</b>	15		
(1) Basic		(14.32)	(26.93)
(2) Diluted		(14.32)	(26.93)
<b>Summary of significant accounting policies</b>	3		

The accompanying notes are an integral part of the financial statements.

As per our report of even date


**For NAVRATN & CO LLP**  
Firm Reg. No.: N500107  
Chartered Accountants

  
**Nitish Mittal**  
Partner  
Membership No.: 095371



Place : Gurugram  
Date : 19 May 2021

For and on behalf of the Board of Directors of  
**TANMAY DEVELOPERS PRIVATE LIMITED**

  
**Pravesh Kumar**  
Director  
DIN-08376738

  
**Ovais Ali Khan**  
Director  
DIN-08455167

**TINNITUS BUILDERS PRIVATE LIMITED**  
**BALANCE SHEET AS AT 31 MARCH 2021**  
(Amount in Rupees, unless otherwise stated)


	Notes	As at 31 March 2021	As at 31 March 2020
<b>ASSETS</b>			
<b>Current assets</b>			
Financial assets			
Cash and cash equivalents	4	24,953	25,712
Other current assets	5	-	-
<b>Total Assets</b>		<b>24,953</b>	<b>25,712</b>
<b>EQUITY AND LIABILITIES</b>			
<b>Equity</b>			
Equity share capital	6	100,000	100,000
Other equity	7	(16,885,396)	(16,872,880)
<b>Total equity</b>		<b>(16,785,396)</b>	<b>(16,772,880)</b>
<b>LIABILITIES</b>			
<b>Current liabilities</b>			
Financial liabilities			
Trade payables	8	-	-
-total outstanding dues of micro and small enterprises		5,900	5,900
-total outstanding dues other than micro and small enterprises		16,804,449	16,792,692
Other current liabilities	9	16,810,349	16,798,592
<b>Total liabilities</b>		<b>16,810,349</b>	<b>16,798,592</b>
<b>Total Equity and Liabilities</b>		<b>24,953</b>	<b>25,712</b>
<b>Summary of significant accounting policies</b>	3		

The accompanying notes are an integral part of the financial statements.

As per our report of even date

For Rajeev & Ajay  
Firm registration No : 009977N  
Chartered Accountants

Ajay Kumar Sachdeva  
Partner  
Membership No. : 0843022



For and on behalf of the Board of Directors of  
TINNITUS BUILDERS PRIVATE LIMITED

Rohit Rampal  
Director  
DIN- 08129550

Dhiraj Kumar Singh  
Director  
DIN- 08375395

Place : New Delhi  
Date : 19 May 2021

**TINNITUS BUILDERS PRIVATE LIMITED**  
**STATEMENT OF PROFIT AND LOSS FOR THE YEAR ENDED 31 MARCH 2021**  
(Amount in Rupees, unless otherwise stated)

Particulars	Notes	31 March 2021	31 March 2020
Revenue		-	-
<b>Total Income (I)</b>		-	-
<b>EXPENSES</b>			
Finance costs	10	649	649
Other expenses	11	11,867	8,627
<b>Total Expenses (II)</b>		<b>12,516</b>	<b>9,276</b>
<b>Profit/(Loss) before tax from continuing operations (I-II)</b>		<b>(12,516)</b>	<b>(9,276)</b>
<b>Tax expense:</b>			
Current Tax		-	-
<b>Profit/(Loss) for the year from continuing operations</b>		<b>(12,516)</b>	<b>(9,276)</b>
<b>Other Comprehensive Income</b>		-	-
<b>Total other comprehensive income for the year, net of tax</b>		-	-
<b>Total comprehensive income/(loss) for the year, net of tax</b>		<b>(12,516)</b>	<b>(9,276)</b>
Earnings per equity share (computed on the basis of profit/(loss) for the year):	12		
(1) Basic		(1.25)	(0.93)
(2) Diluted		(1.25)	(0.93)

**Summary of significant accounting policies**

3

The accompanying notes are an integral part of the financial statements.

As per our report of even date

For Rajeev & Ajay


Firm registration No : 009977N

Chartered Accountants

Ajay Kumar Sachdeva

Partner

Membership No. : 084302



For and on behalf of the Board of Directors of

TINNITUS BUILDERS PRIVATE LIMITED

Rohit Rampal

Director

DIN- 08129550

Dhiraj Kumar Singh

Director

DIN- 08375395

Place : New Delhi

Date : 19 May 2021

**TOCSIN BUILDERS PRIVATE LIMITED**  
**BALANCE SHEET AS AT 31 MARCH 2021**  
(Amount in Rupees, unless otherwise stated)

	Notes	As at 31 March 2021	As at 31 March 2020
<b>ASSETS</b>			
<b>Current assets</b>			
Inventories	4	140,858,671	152,966,869
Financial assets			
Cash and cash equivalents	5	21,631	18,631
Other current assets	6	3,929,445	3,929,445
<b>Total Assets</b>		<b>144,809,747</b>	<b>156,914,945</b>
<b>EQUITY AND LIABILITIES</b>			
<b>Equity</b>			
Equity share capital	7	100,000	100,000
Other equity	8	(7,763,242)	(7,763,931)
<b>Total equity</b>		<b>(7,663,242)</b>	<b>(7,663,931)</b>
<b>LIABILITIES</b>			
<b>Current liabilities</b>			
Financial liabilities			
Trade payables	9	-	-
-total outstanding dues of micro and small enterprises		-	-
-total outstanding dues other than micro and small enterprises		5,901	5,901
Other current liabilities	10	152,467,088	164,572,975
<b>Total liabilities</b>		<b>152,472,989</b>	<b>164,578,876</b>
<b>Total Equity and Liabilities</b>		<b>144,809,747</b>	<b>156,914,945</b>

**Summary of significant accounting policies**

3

The accompanying notes are an integral part of the financial statements.

**As per our report of even date**

**For N A V R A T N & C O L L P**

Firm Reg. No.: N500107

Chartered Accountants



**Nitish Mittal**

Partner

Membership No.: 095371



For and on behalf of the Board of Directors of  
**TOCSIN BUILDERS PRIVATE LIMITED**



**Vazhakkate Radha Krishna**

Director

DIN-05268278



**Dhiraj Kumar Singh**

Director

DIN-08375395

Place : Gurugram

Date : 19 May 2021

**TOCSIN BUILDERS PRIVATE LIMITED**  
**STATEMENT OF PROFIT AND LOSS FOR THE YEAR ENDED 31 MARCH 2021**  
(Amount in Rupees, unless otherwise stated)

Particulars	Notes	31 March 2021	31 March 2020
Revenue from operations	11	13,346	-
<b>Total Income</b>		<b>13,346</b>	<b>-</b>
<b>EXPENSES</b>			
Finance costs	12	791	702
Other expenses	13	11,866	9,627
<b>Total Expenses</b>		<b>12,657</b>	<b>10,329</b>
<b>Profit / (Loss) before tax</b>		<b>689</b>	<b>(10,329)</b>
<b>Tax expense:</b>			
Current tax		-	-
<b>Profit / (Loss) for the year</b>		<b>689</b>	<b>(10,329)</b>
Other comprehensive income/(loss)		-	-
<b>Total other comprehensive income/(loss) for the year, net of tax</b>		<b>-</b>	<b>-</b>
<b>Total comprehensive income/(loss) for the year, net of tax</b>		<b>689</b>	<b>(10,329)</b>
<b>Earnings per equity share:</b>	14		
(1) Basic		0.07	(1.03)
(2) Diluted		0.07	(1.03)

**Summary of significant accounting policies**

3

The accompanying notes are an integral part of the financial statements.

**As per our report of even date**

**For N A V R A T N & C O L L P**  
Firm Reg. No.: N500107  
Chartered Accountants



**Nitish Mittal**  
Partner  
Membership No.: 095371



For and on behalf of the Board of Directors of  
**TOCSIN BUILDERS PRIVATE LIMITED**



**Vazhakkate Radha Krishna**  
Director  
DIN-05268278



**Dhiraj Kumar Singh**  
Director  
DIN-08375395

Place : Gurugram  
Date : 19 May 2021

**TOFF BUILDERS PRIVATE LIMITED**  
**BALANCE SHEET AS AT 31 MARCH 2021**  
(Amount in rupees, unless otherwise stated)

	Notes	As at 31 March 2021	As at 31 March 2020
<b>ASSETS</b>			
<b>Current assets</b>			
Inventories	4	48,974,517	48,974,517
Financial assets			
Cash and cash equivalents	5	21,650	18,509
Other current assets	6	-	-
<b>Total Assets</b>		<b>48,996,167</b>	<b>48,993,026</b>
<b>EQUITY AND LIABILITIES</b>			
<b>Equity</b>			
Equity share capital	7	100,000	100,000
Other equity	8	(36,690,080)	(36,677,566)
<b>Total equity</b>		<b>(36,590,080)</b>	<b>(36,577,566)</b>
<b>LIABILITIES</b>			
<b>Current liabilities</b>			
Financial liabilities			
Trade payables	9	-	-
-total outstanding dues of micro and small enterprises		5,900	5,900
-total outstanding dues other than micro and small enterprises		-	-
Other current liabilities	10	85,580,347	85,564,692
<b>Total liabilities</b>		<b>85,586,247</b>	<b>85,570,592</b>
<b>Total Equity and Liabilities</b>		<b>48,996,167</b>	<b>48,993,026</b>

**Summary of significant accounting policies**

3

The accompanying notes are an integral part of the financial statements.

**As per our report of even date**

**For N A V R A T N & C O L L P**

Firm Reg. No.: N500107

Chartered Accountants

*Nitish Mittal*  
**Nitish Mittal**

Partner

Membership No.: 095371



For and on behalf of the Board of Directors of

**TOFF BUILDERS PRIVATE LIMITED**

*V. Radha Krishna*  
**Vazhakkate Radha Krishna**

Director

DIN-05268278

*Kumar Chand*  
**Kumar Chand**

Director

DIN-08380333

Place : Gurugram

Date : 19 May 2021

**TOFF BUILDERS PRIVATE LIMITED**  
**STATEMENT OF PROFIT AND LOSS FOR THE YEAR ENDED 31 MARCH 2021**  
(Amount in rupees, unless otherwise stated)

Particulars	Notes	31 March 2021	31 March 2020
Revenue		-	-
<b>Total Income</b>		-	-
<b>EXPENSES</b>			
Finance costs	11	649	649
Other expenses	12	11,865	8,627
<b>Total Expenses</b>		12,514	9,276
<b>(Loss) before tax from continuing operations</b>		<b>(12,514)</b>	<b>(9,276)</b>
<b>Tax expense:</b>			
Current tax		-	-
<b>(Loss) for the year from continuing operations</b>		<b>(12,514)</b>	<b>(9,276)</b>
Other comprehensive income		-	-
<b>Total other comprehensive income for the year, net of tax</b>		-	-
<b>Total comprehensive (loss) for the year, net of tax</b>		<b>(12,514)</b>	<b>(9,276)</b>
<b>Earnings per equity share:</b>	13		
(1) Basic		(1.25)	(0.93)
(2) Diluted		(1.25)	(0.93)

**Summary of significant accounting policies**

**3**

The accompanying notes are an integral part of the financial statements.

**As per our report of even date**

**For NAVRATN & CO LLP**

Firm Reg. No.: N500107

Chartered Accountants

**Nish Mittal**

Partner

Membership No.: 095371



For and on behalf of the Board of Directors of

**TOFF BUILDERS PRIVATE LIMITED**

**V. Radha Krishna**

Director

DIN-05268278

**Kumar Chand**

Director

DIN-08380333

Place : Gurugram

Date : 19 May 2021



**TOME BUILDERS PRIVATE LIMITED**  
**BALANCE SHEET AS AT 31 MARCH 2021**  
**(Amount in Rupees, unless otherwise stated)**


	Notes	As at 31 March 2021	As at 31 March 2020
<b>ASSETS</b>			
<b>Current assets</b>			
Financial assets			
Cash and cash equivalents	4	24,901	25,796
<b>Total Assets</b>		<b>24,901</b>	<b>25,796</b>
<b>EQUITY AND LIABILITIES</b>			
<b>Equity</b>			
Equity share capital	5	100,000	100,000
Other equity	6	(25,161,228)	(25,148,713)
<b>Total equity</b>		<b>(25,061,228)</b>	<b>(25,048,713)</b>
<b>LIABILITIES</b>			
<b>Current liabilities</b>			
Financial liabilities			
Trade payables	7	-	-
-total outstanding dues of micro and small enterprises		-	-
-total outstanding dues other than micro and small enterprises		5,900	5,900
Other current liabilities	8	25,080,229	25,068,609
<b>Total liabilities</b>		<b>25,086,129</b>	<b>25,074,509</b>
<b>Total Equity and Liabilities</b>		<b>24,901</b>	<b>25,796</b>
<b>Summary of significant accounting policies</b>	3		

The accompanying notes are an integral part of the financial statements.

As per our report of even date

For Rajeev & Ajay  
Firm registration No. 009977N  
Chartered Accountants

Ajay Kumar Sachdeva  
Partner  
Membership No. : 084302



For and on behalf of the Board of Directors of  
**TOME BUILDERS PRIVATE LIMITED**

Kumar Chand  
Director  
DIN- 08380333

Rohit Rampal  
Director  
DIN- 08129550

Place : New Delhi  
Date : 19 May 2021

**TOME BUILDERS PRIVATE LIMITED**  
**STATEMENT OF PROFIT AND LOSS FOR THE YEAR ENDED 31 MARCH 2021**  
(Amount in Rupees, unless otherwise stated)

Particulars	Notes	31 March 2021	31 March 2020
Revenue		-	-
<b>Total Income (I)</b>		-	-
<b>EXPENSES</b>			
Finance costs	9	649	649
Other expenses	10	11,866	8,627
<b>Total Expenses (II)</b>		<b>12,515</b>	<b>9,276</b>
<b>Profit/(Loss) before tax from continuing operations (I-II)</b>		<b>(12,515)</b>	<b>(9,276)</b>
<b>Tax expense:</b>			
Current Tax		-	-
<b>Profit/(Loss) for the year from continuing operations</b>		<b>(12,515)</b>	<b>(9,276)</b>
<b>Other Comprehensive Income</b>		-	-
<b>Total other comprehensive income for the year, net of tax</b>		-	-
<b>Total comprehensive income/(loss) for the year, net of tax</b>		<b>(12,515)</b>	<b>(9,276)</b>
Earnings per equity share (computed on the basis of profit/(loss) for the year):	11		
(1) Basic		(1.25)	(0.93)
(2) Diluted		(1.25)	(0.93)

**Summary of significant accounting policies**

3


The accompanying notes are an integral part of the financial statements.

**As per our report of even date**

**For Rajeev & Ajay**

Firm registration No : 009977N4  
Chartered Accountants

**Ajay Kumar Sachdeva**  
Partner  
Membership No. : 084302



For and on behalf of the Board of Directors of  
**TOME BUILDERS PRIVATE LIMITED**

**Kumar Chand**  
Director  
DIN- 08380333

**Rohit Rampal**  
Director  
DIN- 08129550

Place : New Delhi  
Date : 19 May 2021

**TOMTOM BUILDERS PRIVATE LIMITED**  
**BALANCE SHEET AS AT 31 MARCH 2021**  
(Amount in rupees, unless otherwise stated)

**ASSETS**

**Current assets**

Inventories	
Financial assets	
Cash and cash equivalents	
Other current assets	

**Total Assets**

Notes	As at 31 March 2021	As at 31 March 2020
4	221,490,642	221,490,642
5	24,960	24,219
6	4,236,904	4,236,904
	<b>225,752,506</b>	<b>225,751,765</b>
	<b>225,752,506</b>	<b>225,751,765</b>

**EQUITY AND LIABILITIES**

**Equity**

Equity share capital	
Other equity	
<b>Total equity</b>	

7	100,000	100,000
8	(56,751,806)	(56,149,291)
	<b>(56,651,806)</b>	<b>(56,049,291)</b>

**LIABILITIES**

**Current liabilities**

Financial liabilities	
Trade payables	
-total outstanding dues of micro and small enterprises	
-total outstanding dues other than micro and small enterprises	
Other current liabilities	
Provisions	
<b>Total liabilities</b>	

9	-	-
	5,900	5,900
10	282,392,992	281,788,356
11	5,420	6,800
	<b>282,404,312</b>	<b>281,801,056</b>
	<b>225,752,506</b>	<b>225,751,765</b>

**Total Equity and Liabilities**

**Summary of significant accounting policies**

3

The accompanying notes are an integral part of the financial statements.

As per our report of even date

For Rajeev & Ajay

Firm registration No : 009977N  
Chartered Accountants

Ajay Kumar Sachdeva  
Partner  
Membership No. : 0843027



For and on behalf of the Board of Directors of  
**TOMTOM BUILDERS PRIVATE LIMITED**

Rohit Rampal  
Director  
DIN- 08129550

Jitesh Sharma  
Director  
DIN- 08428478

Place : New Delhi  
Date : 19 May 2021

**TOMTOM BUILDERS PRIVATE LIMITED**  
**STATEMENT OF PROFIT AND LOSS FOR THE YEAR ENDED 31 MARCH 2021**  
(Amount in rupees, unless otherwise stated)

Particulars	Notes	31 March 2021	31 March 2020
Other Income	12	-	36,986
<b>Total Income (I)</b>		<b>-</b>	<b>36,986</b>
<b>EXPENSES</b>			
Finance costs	13	649	649
Other expenses	14	601,866	9,233
<b>Total Expenses (II)</b>		<b>602,515</b>	<b>9,882</b>
<b>Profit/(Loss) before tax from continuing operations (I-II)</b>		<b>(602,515)</b>	<b>27,104</b>
<b>Tax expense:</b>			
Current tax		-	6,800
<b>Profit/(Loss) for the year from continuing operations</b>		<b>(602,515)</b>	<b>20,304</b>
Other comprehensive income		-	-
<b>Total other comprehensive income for the year, net of tax</b>		<b>-</b>	<b>-</b>
<b>Total comprehensive income/(loss) for the year, net of tax</b>		<b>(602,515)</b>	<b>20,304</b>
<b>Earnings per equity share:</b>	15		
(1) Basic		(60.25)	2.03
(2) Diluted		(60.25)	2.03

**Summary of significant accounting policies**

3

The accompanying notes are an integral part of the financial statements.

As per our report of even date

**For Rajeev & Ajay**


Firm registration No : 609977N

Chartered Accountants

**Ajay Kumar Sachdeva**

Partner

Membership No. : 084302



For and on behalf of the Board of Directors of  
**TOMTOM BUILDERS PRIVATE LIMITED**

**Rohit Rampal**

Director

DIN- 08129550

**Jitesh Sharma**

Director

DIN- 08428478

Place : New Delhi

Date : 19 May 2021

**TRATTORIA PROPERTIES PRIVATE LIMITED**  
**BALANCE SHEET AS AT 31 MARCH 2021**  
(Amount in rupees, unless otherwise stated)

**ASSETS**

**Current assets**

Inventories  
Financial assets  
Cash and cash equivalents  
Other current assets

**Total Assets**

**EQUITY AND LIABILITIES**

**Equity**

Equity share capital  
Other equity

**Total equity**

**LIABILITIES**

**Current liabilities**

Financial liabilities  
Trade payables  
-total outstanding dues of micro and small enterprises  
-total outstanding dues other than micro and small enterprises  
Other current liabilities

**Total liabilities**

**Total Equity and Liabilities**

**Summary of significant accounting policies**

The accompanying notes are an integral part of the financial statements.

**As per our report of even date**

**For N A V R A T N & C O L L P**

Firm Reg. No.: N500107

Chartered Accountants

  
**Nitish Mittal**

Partner

Membership No.: 095371



Notes	As at 31 March 2021	As at 31 March 2020
4	98,422,768	98,422,768
5	21,625	18,484
6	-	-
	<b>98,444,393</b>	<b>98,441,252</b>
7	100,000	100,000
8	476,123	486,278
	<b>576,123</b>	<b>586,278</b>
9	-	-
	3,540	5,900
10	97,864,730	97,849,074
	<b>97,868,270</b>	<b>97,854,974</b>
	<b>98,444,393</b>	<b>98,441,252</b>

3


For and on behalf of the Board of Directors of  
**TRATTORIA PROPERTIES PRIVATE LIMITED**



**Rohit Rampal**

Director

DIN-08129550



**Rohit Mehta**

Director

DIN-06961182

Place : Gurugram

Date : 19 May 2021

**TRATTORIA PROPERTIES PRIVATE LIMITED**  
**STATEMENT OF PROFIT AND LOSS FOR THE YEAR ENDED 31 MARCH 2021**  
(Amount in rupees, unless otherwise stated)

Particulars	Notes	31 March 2021	31 March 2020
Revenue		-	-
<b>Total Income</b>		-	-
<b>EXPENSES</b>			
Finance costs	11	649	649
Other expenses	12	9,506	8,627
<b>Total Expenses</b>		<b>10,155</b>	<b>9,276</b>
<b>(Loss) before tax from continuing operations</b>		<b>(10,155)</b>	<b>(9,276)</b>
<b>Tax expense:</b>			
Current tax		-	-
<b>(Loss) for the year from continuing operations</b>		<b>(10,155)</b>	<b>(9,276)</b>
Other comprehensive income		-	-
<b>Total other comprehensive income/(loss) for the year, net of tax</b>		<b>-</b>	<b>-</b>
<b>Total comprehensive (loss) for the year, net of tax</b>		<b>(10,155)</b>	<b>(9,276)</b>
<b>Earnings per equity share:</b>	13		
(1) Basic		(1.02)	(0.93)
(2) Diluted		(1.02)	(0.93)
<b>Summary of significant accounting policies</b>	3		

The accompanying notes are an integral part of the financial statements.

As per our report of even date

**For N A V R A T N & C O L L P**

Firm Reg. No.: N500107

Chartered Accountants

  
**Nitish Mittal**


Partner

Membership No.: 095371



For and on behalf of the Board of Directors of  
**TRATTORIA PROPERTIES PRIVATE LIMITED**

  
**Rohit Rampal**  
Director  
DIN-08129550

  
**Rohit Mehta**  
Director  
DIN-06961182

Place : Gurugram

Date : 19 May 2021

**TRAWLER PROPERTIES PRIVATE LIMITED**  
**BALANCE SHEET AS AT 31 MARCH 2021**  
(Amount in Rupees, unless otherwise stated)

	Notes	As at 31 March 2021	As at 31 March 2020
<b>ASSETS</b>			
<b>Current assets</b>			
Inventories	4	9,887,978	9,887,978
Financial assets			
Cash and cash equivalents	5	21,441	18,301
Other current assets	6	-	-
<b>Total Assets</b>		<b>9,909,419</b>	<b>9,906,279</b>
<b>EQUITY AND LIABILITIES</b>			
<b>Equity</b>			
Equity share capital	7	100,000	100,000
Other equity	8	(292,706)	(280,190)
<b>Total equity</b>		<b>(192,706)</b>	<b>(180,190)</b>
<b>LIABILITIES</b>			
<b>Current liabilities</b>			
Financial liabilities			
Trade payables	9	-	-
-total outstanding dues of micro and small enterprises		-	-
-total outstanding dues other than micro and small enterprises		5,900	5,900
Other current liabilities	10	10,096,225	10,080,569
<b>Total liabilities</b>		<b>10,102,125</b>	<b>10,086,469</b>
<b>Total Equity and Liabilities</b>		<b>9,909,419</b>	<b>9,906,279</b>

Summary of significant accounting policies

3

The accompanying notes are an integral part of the financial statements.

**As per our report of even date**

**For N A V R A T N & C O L L P**

Firm Reg. No.: N500107

Chartered Accountants



**Nitish Mittal**

Partner

Membership No.: 095371



For and on behalf of the Board of Directors of

**TRAWLER PROPERTIES PRIVATE LIMITED**



**Rohit Rampal**

Director

DIN-08129550



**Deepak Jain**

Director

DIN-08129166

Place : Gurugram

Date : 19 May 2021

**TRAWLER PROPERTIES PRIVATE LIMITED**  
**STATEMENT OF PROFIT AND LOSS FOR THE YEAR ENDED 31 MARCH 2021**  
(Amount in Rupees, unless otherwise stated)

Particulars	Notes	31 March 2021	31 March 2020
Revenue		-	-
<b>Total Income</b>		-	-
<b>EXPENSES</b>			
Other expenses	11	11,867	8,324
Finance costs	12	649	649
<b>Total Expenses</b>		12,516	8,973
<b>Profit/(Loss) before tax</b>		<b>(12,516)</b>	<b>(8,973)</b>
<b>Tax expense:</b>			
Current tax		-	-
<b>Profit/(Loss) for the year</b>		<b>(12,516)</b>	<b>(8,973)</b>
Other comprehensive income		-	-
<b>Total other comprehensive income for the year, net of tax</b>		-	-
<b>Total comprehensive income/(loss) for the year, net of tax</b>		<b>(12,516)</b>	<b>(8,973)</b>
<b>Earnings per equity share:</b>	13		
(1) Basic		(1.25)	(0.90)
(2) Diluted		(1.25)	(0.90)
Summary of significant accounting policies	3		

The accompanying notes are an integral part of the financial statements.

**As per our report of even date**

**For N A V R A T N & C O L L P**  
Firm Reg. No.: N500107  
Chartered Accountants



**Nitish Mittal**  
Partner  
Membership No.: 095371



For and on behalf of the Board of Directors of  
**TRAWLER PROPERTIES PRIVATE LIMITED**



**Rohit Rampal**  
Director  
DIN-08129550



**Deepak Jain**  
Director  
DIN-08129166

Place : Gurugram  
Date : 19 May 2021



**TRIAD PROPERTIES PRIVATE LIMITED**  
**BALANCE SHEET AS AT 31 MARCH 2021**  
(Amount in Rupees, unless otherwise stated)

**ASSETS**

**Current assets**

	Notes	As at 31 March 2021	As at 31 March 2020
Inventories	4	49,667,572	49,667,572
Financial assets			
Cash and cash equivalents	5	23,261	24,031
Other current assets	6	-	-
<b>Total Assets</b>		<b>49,690,833</b>	<b>49,691,603</b>

**EQUITY AND LIABILITIES**

**Equity**

Equity share capital	7	100,000	100,000
Other equity	8	(650,077)	(636,350)
<b>Total equity</b>		<b>(550,077)</b>	<b>(536,350)</b>

**LIABILITIES**

**Current liabilities**

Financial liabilities			
Trade payables	9	-	-
-total outstanding dues of micro and small enterprises		-	-
-total outstanding dues other than micro and small enterprises		5,900	5,900
Other current liabilities	10	50,235,010	50,222,053
<b>Total liabilities</b>		<b>50,240,910</b>	<b>50,227,953</b>

**Total Equity and Liabilities**

	<b>49,690,833</b>	<b>49,691,603</b>
--	-------------------	-------------------

**Summary of significant accounting policies**

3

The accompanying notes are an integral part of the financial statements.

As per our report of even date

For Rajeev & Ajay  
Firm registration No. 009977N  
Chartered Accountants

Ajay Kumar Sachdeva  
Partner  
Membership No. : 084302



For and on behalf of the Board of Directors of  
**TRIAD PROPERTIES PRIVATE LIMITED**

Kul Bhushan  
Director  
DIN- 08129099

Rohit Rampal  
Director  
DIN- 08129550

Place : New Delhi  
Date : 19 May 2021

**TRIAD PROPERTIES PRIVATE LIMITED**  
**STATEMENT OF PROFIT AND LOSS FOR THE YEAR ENDED 31 MARCH 2021**  
(Amount in Rupees, unless otherwise stated)

Particulars	Notes	31 March 2021	31 March 2020
Revenue		-	-
<b>Total Income (I)</b>		-	-
<b>EXPENSES</b>			
Finance costs	11	659	649
Other expenses	12	13,068	11,354
<b>Total Expenses (II)</b>		<b>13,727</b>	<b>12,003</b>
<b>Profit/(Loss) before tax from continuing operations (I-II)</b>		<b>(13,727)</b>	<b>(12,003)</b>
<b>Tax expense:</b>			
Current Tax		-	-
<b>Profit/(Loss) for the year from continuing operations</b>		<b>(13,727)</b>	<b>(12,003)</b>
<b>Other Comprehensive Income</b>		-	-
<b>Total other comprehensive income for the year, net of tax</b>		-	-
<b>Total comprehensive income/(loss) for the year, net of tax</b>		<b>(13,727)</b>	<b>(12,003)</b>
Earnings per equity share (computed on the basis of profit/(loss) for the year):	13		
(1) Basic		(1.37)	(1.20)
(2) Diluted		(1.37)	(1.20)
<b>Summary of significant accounting policies</b>	3		

The accompanying notes are an integral part of the financial statements.

As per our report of even date

For Rajeev & Ajay  
Firm registration No. 089977  
Chartered Accountants

Ajay Kumar Sachdeva  
Partner  
Membership No. : 084302



For and on behalf of the Board of Directors of  
**TRIAD PROPERTIES PRIVATE LIMITED**

Kul Bhushan  
Director  
DIN- 08129099

Rohit Rampal  
Director  
DIN- 08129550

Place : New Delhi  
Date : 19 May 2021

**TRUE VALUE BUILD-CON PRIVATE LIMITED**  
**BALANCE SHEET AS AT 31 MARCH 2021**  
(Amount in rupees, unless otherwise stated)

	Notes	As at 31 March 2021	As at 31 March 2020
<b>ASSETS</b>			
<b>Non-current assets</b>			
Financial assets			
Investments	4	200,000	200,000
		<b>200,000</b>	<b>200,000</b>
<b>Current assets</b>			
Financial assets			
Cash and cash equivalents	5	24,590	10,239
Other current assets	6	-	-
		<b>24,590</b>	<b>10,239</b>
<b>Total Assets</b>		<b>224,590</b>	<b>210,239</b>
<b>EQUITY AND LIABILITIES</b>			
<b>Equity</b>			
Equity share capital	7	102,000	102,000
Other equity	8	(963,345)	(952,377)
<b>Total equity</b>		<b>(861,345)</b>	<b>(850,377)</b>
<b>LIABILITIES</b>			
<b>Current liabilities</b>			
Financial liabilities			
Trade payables	9	-	-
-total outstanding dues of micro and small enterprises		-	-
-total outstanding dues other than micro and small enterprises		5,900	5,900
Other current liabilities	10	1,080,035	1,054,716
<b>Total liabilities</b>		<b>1,085,935</b>	<b>1,060,616</b>
<b>Total Equity and Liabilities</b>		<b>224,590</b>	<b>210,239</b>
<b>Summary of significant accounting policies</b>	3		

The accompanying notes are an integral part of the financial statements.

As per our report of even date

For **NAV RATN & CO LLP**  
Firm Reg. No.: N500107  
Chartered Accountants


  
**Nitish Mittal**  
Partner  
Membership No.: 095371



Place : Gurugram  
Date : 19 May 2021

For and on behalf of the Board of Directors of  
**TRUE VALUE BUILD-CON PRIVATE LIMITED**

  
**Rohit Rampal**  
Director  
DIN-08129550

  
**Purushottam Grover**  
Director  
DIN-08315022

**TRUE VALUE BUILD-CON PRIVATE LIMITED**  
**STATEMENT OF PROFIT AND LOSS FOR THE YEAR ENDED 31 MARCH 2021**  
(Amount in rupees, unless otherwise stated)

Particulars	Notes	31 March 2021	31 March 2020
Revenue		-	-
<b>Total Income</b>		-	-
<b>EXPENSES</b>			
Finance costs	11	649	2,065
Other expenses	12	10,319	12,820
<b>Total Expenses</b>		10,968	14,885
<b>(Loss) before tax from continuing operations</b>		<b>(10,968)</b>	<b>(14,885)</b>
<b>Tax expense:</b>			
Current tax		-	-
<b>(Loss) for the year from continuing operations</b>		<b>(10,968)</b>	<b>(14,885)</b>
Other comprehensive income		-	-
<b>Total other comprehensive income for the year, net of tax</b>		-	-
<b>Total comprehensive (loss) for the year, net of tax</b>		<b>(10,968)</b>	<b>(14,885)</b>
<b>Earnings per equity share:</b>	13		
(1) Basic		(1.08)	(1.46)
(2) Diluted		(1.08)	(1.46)

**Summary of significant accounting policies** 3

The accompanying notes are an integral part of the financial statements.

**As per our report of even date**


**For N A V R A T N & CO LLP**  
Firm Reg. No.: N500107  
Chartered Accountants

  
**Nitish Mittal**  
Partner  
Membership No.: 095371



For and on behalf of the Board of Directors of  
**TRUE VALUE BUILD-CON PRIVATE LIMITED**

  
**Rohit Rampal**  
Director  
DIN-08129550

  
**Purushottam Grover**  
Director  
DIN-08315022

Place : Gurugram  
Date : 19 May 2021

**UTKARSH BUILDCON PRIVATE LIMITED**  
**BALANCE SHEET AS AT 31 MARCH 2021**  
(Amount in rupees, unless otherwise stated)

	Notes	As at 31 March 2021	As at 31 March 2020
<b>ASSETS</b>			
<b>Non-current assets</b>			
Financial assets			
Investments	4	100,000	200,000
		<b>100,000</b>	<b>200,000</b>
<b>Current assets</b>			
Inventories	5	202,724,168	202,724,168
Financial assets			
Cash and cash equivalents	6	121,806	18,999
Other financial assets	7	2,856,279	2,856,279
Other current assets	8	51,279	51,279
<b>Total Assets</b>		<b>205,853,532</b>	<b>205,850,725</b>
<b>EQUITY AND LIABILITIES</b>			
<b>Equity</b>			
Equity share capital	9	100,000	100,000
Other equity	10	4,691,978	4,705,839
<b>Total equity</b>		<b>4,791,978</b>	<b>4,805,839</b>
<b>LIABILITIES</b>			
<b>Current liabilities</b>			
Financial liabilities			
Trade payables	11	-	-
-total outstanding dues of micro and small enterprises		5,900	5,900
-total outstanding dues other than micro and small enterprises			
Other current liabilities	12	201,055,654	201,038,986
<b>Total liabilities</b>		<b>201,061,554</b>	<b>201,044,886</b>
<b>Total Equity and Liabilities</b>		<b>205,853,532</b>	<b>205,850,725</b>

**Summary of significant accounting policies**

3

The accompanying notes are an integral part of the financial statements.

**As per our report of even date**

**For N A V R A T N & C O L L P**  
Firm registration No.: N500107  
Chartered Accountants

**Nitish Mittal**

Partner

Membership No.: 095371



For and on behalf of the Board of Directors of  
**UTKARSH BUILDCON PRIVATE LIMITED**

**Vivek Singh**

Director

DIN-03466774

**Chandan Singh**

Director

DIN-08129090

Place : Gurugram

Date : 19 May 2021

**UTKARSH BUILDCON PRIVATE LIMITED**  
**STATEMENT OF PROFIT AND LOSS FOR THE YEAR ENDED 31 MARCH 2021**  
(Amount in rupees, unless otherwise stated)

Particulars	Notes	31 March 2021	31 March 2020
Other income	13	-	236,864
<b>Total Income</b>		<b>-</b>	<b>236,864</b>
<b>EXPENSES</b>			
Finance costs	14	1,183	713
Other expenses	15	12,678	920,619
<b>Total Expenses</b>		<b>13,861</b>	<b>921,332</b>
<b>(Loss) before tax from continuing operations</b>		<b>(13,861)</b>	<b>(684,468)</b>
<b>Tax expense:</b>			
Current tax		-	-
<b>(Loss) for the year from continuing operations</b>		<b>(13,861)</b>	<b>(684,468)</b>
Other comprehensive income		-	-
<b>Total other comprehensive income for the year, net of tax</b>		<b>-</b>	<b>-</b>
<b>Total comprehensive (loss) for the year, net of tax</b>		<b>(13,861)</b>	<b>(684,468)</b>
<b>Earnings per equity share:</b>	16		
(1) Basic		(1.39)	(68.45)
(2) Diluted		(1.39)	(68.45)

**Summary of significant accounting policies**

3

The accompanying notes are an integral part of the financial statements.

As per our report of even date


**For N A V R A T N & CO LLP**  
Firm registration No.: N500107  
Chartered Accountants

  
**Nitish Mittal**  
Partner  
Membership No.: 095371



For and on behalf of the Board of Directors of  
**UTKARSH BUILDCON PRIVATE LIMITED**

  
**Vivek Singh**  
Director  
DIN-03466774

  
**Chandan Singh**  
Director  
DIN-08129090

Place : Gurugram  
Date : 19 May 2021

**VERSATILE CONBUILD PRIVATE LIMITED**  
**BALANCE SHEET AS AT 31 MARCH 2021**  
(Amount in Rupees, unless otherwise stated)

	Notes	As at 31 March 2021	As at 31 March 2020
<b>ASSETS</b>			
<b>Non-current assets</b>			
Financial Assets			
Investments	4	10,200,000	10,200,000
		<b>10,200,000</b>	<b>10,200,000</b>
<b>Current assets</b>			
Financial assets			
Cash and cash equivalents	5	23,465	24,114
		<b>23,465</b>	<b>24,114</b>
<b>Total Assets</b>		<b>10,223,465</b>	<b>10,224,114</b>
<b>EQUITY AND LIABILITIES</b>			
<b>Equity</b>			
Equity share capital	6	100,000	100,000
Other equity	7	(159,381)	(149,225)
<b>Total equity</b>		<b>(59,381)</b>	<b>(49,225)</b>
<b>LIABILITIES</b>			
<b>Current liabilities</b>			
Financial liabilities			
Trade payables	8	-	-
-total outstanding dues of micro and small enterprises		5,900	5,900
-total outstanding dues other than micro and small enterprises	9	10,276,946	10,267,439
Other current liabilities		<b>10,282,846</b>	<b>10,273,339</b>
<b>Total liabilities</b>		<b>10,223,465</b>	<b>10,224,114</b>
<b>Total Equity and Liabilities</b>		<b>10,223,465</b>	<b>10,224,114</b>

**Summary of significant accounting policies**

3

The accompanying notes are an integral part of the financial statements.

As per our report of even date

**For Rajeev & Ajay**

Firm registration No : 009977N

Chartered Accountants

**Ajay Kumar Sachdeva**

Partner

Membership No. : 084302



For and on behalf of the Board of Directors of

**VERSATILE CONBUILD PRIVATE LIMITED**

**Purushottam Grover**

Director

DIN-08315022

**Rohit Rawat**

Director

DIN-08298761

Place : New Delhi

Date : 19 May 2021

**VERSATILE CONBUILD PRIVATE LIMITED**  
**STATEMENT OF PROFIT AND LOSS FOR THE YEAR ENDED 31 MARCH 2021**  
(Amount in Rupees, unless otherwise stated)

Particulars	Notes	31 March 2021	31 March 2020
Revenue		-	-
<b>Total Income (I)</b>		-	-
<b>EXPENSES</b>			
Finance costs	10	649	649
Other expenses	11	9,507	8,637
<b>Total Expenses (II)</b>		<b>10,156</b>	<b>9,286</b>
<b>Profit/(Loss) before tax from continuing operations (I-II)</b>		<b>(10,156)</b>	<b>(9,286)</b>
<b>Tax expense:</b>			
Current Tax		-	-
<b>Profit/(Loss) before tax from continuing operations (I-III)</b>		<b>(10,156)</b>	<b>(9,286)</b>
<b>Other Comprehensive Income</b>		-	-
<b>Total other comprehensive income for the year, net of tax</b>		-	-
<b>Total comprehensive income/(loss) for the year, net of tax</b>		<b>(10,156)</b>	<b>(9,286)</b>
Earnings per equity share (computed on the basis of profit/(loss) for the year):	12		
(1) Basic		(1.02)	(0.93)
(2) Diluted		(1.02)	(0.93)

**Summary of significant accounting policies**

3

The accompanying notes are an integral part of the financial statements.

**As per our report of even date**


**For Rajeev & Ajay**

Firm registration No : 009977N  
Chartered Accountants

**Ajay Kumar Sachdeva**

Partner

Membership No. : 084302



For and on behalf of the Board of Directors of  
**VERSATILE CONBUILD PRIVATE LIMITED**

**Purushottam Grover**

Director

DIN-08315022

**Rohit Rawat**

Director

DIN-08298761

Place : New Delhi

Date : 19 May 2021



**VIRASAT BUILDCON PRIVATE LIMITED**  
**BALANCE SHEET AS AT 31 MARCH 2021**  
(Amount in rupees, unless otherwise stated)

	Notes	As at 31 March 2021	As at 31 March 2020
<b>ASSETS</b>			
<b>Current assets</b>			
Financial assets			
Cash and cash equivalents	4	24,822	20,471
Other financial assets	5	303,624	315,759
Other current assets	6	-	-
<b>Total Assets</b>		<b>328,446</b>	<b>336,230</b>
<b>EQUITY AND LIABILITIES</b>			
<b>Equity</b>			
Equity share capital	7	1,000,000	1,000,000
Other equity	8	(677,454)	(669,670)
<b>Total equity</b>		<b>322,546</b>	<b>330,330</b>
<b>LIABILITIES</b>			
<b>Current liabilities</b>			
Financial liabilities			
Trade payables	9	-	-
-total outstanding dues of micro and small enterprises		-	-
-total outstanding dues other than micro and small enterprises		5,900	5,900
<b>Total liabilities</b>		<b>5,900</b>	<b>5,900</b>
<b>Total Equity and Liabilities</b>		<b>328,446</b>	<b>336,230</b>

**Summary of significant accounting policies**

3

The accompanying notes are an integral part of the financial statements.

**As per our report of even date**

**For N A V R A T N & C O L L P**

Firm registration No.: N500107

Chartered Accountants



**Nitish Mittal**

Partner

Membership No.: 095371



For and on behalf of the Board of Directors of  
**VIRASAT BUILDCON PRIVATE LIMITED**



**Shagun Kapoor**

Director

DIN-09074181



**Neeru Sareen**

Director

DIN-08383149

Place : Gurugram

Date : 19 May 2021

**VIRASAT BUILDCON PRIVATE LIMITED**  
**STATEMENT OF PROFIT AND LOSS FOR THE YEAR ENDED 31 MARCH 2021**  
(Amount in rupees, unless otherwise stated)

Particulars	Notes	31 March 2021	31 March 2020
Revenue		-	-
<b>Total Income</b>		<b>-</b>	<b>-</b>
<b>EXPENSES</b>			
Finance costs	10	649	649
Other expenses	11	7,135	9,132
<b>Total Expenses</b>		<b>7,784</b>	<b>9,781</b>
<b>(Loss) before tax from continuing operations</b>		<b>(7,784)</b>	<b>(9,781)</b>
<b>Tax expense:</b>			
Current tax		-	-
<b>(Loss) for the year from continuing operations</b>		<b>(7,784)</b>	<b>(9,781)</b>
Other comprehensive income		-	-
<b>Total other comprehensive income for the year, net of tax</b>		<b>-</b>	<b>-</b>
<b>Total comprehensive (loss) for the year, net of tax</b>		<b>(7,784)</b>	<b>(9,781)</b>
<b>Earnings per equity share:</b>	12		
(1) Basic		(0.08)	(0.10)
(2) Diluted		(0.08)	(0.10)

**Summary of significant accounting policies**

3

The accompanying notes are an integral part of the financial statements.

**As per our report of even date**

**For N A V R A T N & CO LLP**  
Firm registration No.: N500107  
Chartered Accountants

  
**Nitish Mittal**  
Partner  
Membership No.: 095371



For and on behalf of the Board of Directors of  
**VIRASAT BUILDCON PRIVATE LIMITED**

  
**Shagun Kapoor**  
Director  
DIN-09074181

  
**Neeru Sareen**  
Director  
DIN-08383149

Place : Gurugram  
Date : 19 May 2021



**VITALITY CONBUILD PRIVATE LIMITED**  
**BALANCE SHEET AS AT 31 MARCH 2021**  
(Amount in Rupees, unless otherwise stated)

	Notes	As at 31 March 2021	As at 31 March 2020
<b>ASSETS</b>			
<b>Current assets</b>			
Financial assets			
Cash and cash equivalents	4	24,686	25,235
<b>Total Assets</b>		<b>24,686</b>	<b>25,235</b>
<b>EQUITY AND LIABILITIES</b>			
<b>Equity</b>			
Equity share capital	5	100,000	100,000
Other equity	6	(465,577)	(455,422)
<b>Total equity</b>		<b>(365,577)</b>	<b>(355,422)</b>
<b>LIABILITIES</b>			
<b>Current liabilities</b>			
Financial liabilities			
Trade payables	7	-	-
-total outstanding dues of micro and small enterprises		5,594	5,594
-total outstanding dues other than micro and small enterprises	8	384,669	375,063
Other current liabilities		390,263	380,657
<b>Total liabilities</b>		<b>24,686</b>	<b>25,235</b>
<b>Total Equity and Liabilities</b>		<b>24,686</b>	<b>25,235</b>
<b>Summary of significant accounting policies</b>			
	3		

The accompanying notes are an integral part of the financial statements.


As per our report of even date

For Rajeev & Ajay  
Firm registration No : 009977N  
Chartered Accountants

  
**Ajay Kumar Sachdeva**  
Partner  
Membership No. : 084302  


For and on behalf of the Board of Directors of  
**VITALITY CONBUILD PRIVATE LIMITED**

  
**Naveen Chauhan**  
Director  
DIN- 08595719

  
**Niranjan Kumar Jha**  
Director  
DIN- 08376638

Place : New Delhi  
Date : 19 May 2021

**VITALITY CONBUILD PRIVATE LIMITED**  
**STATEMENT OF PROFIT AND LOSS FOR THE YEAR ENDED 31 MARCH 2021**  
(Amount in Rupees, unless otherwise stated)

Particulars	Notes	31 March 2021	31 March 2020
Revenue		-	-
<b>Total Income (I)</b>		-	-
<b>EXPENSES</b>			
Finance costs	9	649	649
Other expenses	10	9,506	10,325
<b>Total Expenses (II)</b>		<b>10,155</b>	<b>10,974</b>
<b>Profit/(Loss) before tax from continuing operations (I-II)</b>		<b>(10,155)</b>	<b>(10,974)</b>
<b>Tax expense</b>			
Current tax		-	-
<b>Profit/(Loss) for the year from continuing operations</b>		<b>(10,155)</b>	<b>(10,974)</b>
<b>Other Comprehensive Income</b>		-	-
<b>Total other comprehensive income for the year, net of tax</b>		-	-
<b>Total comprehensive income/(loss) for the year, net of tax</b>		<b>(10,155)</b>	<b>(10,974)</b>
Earnings per equity share (computed on the basis of profit/(loss) for the year):	11		
(1) Basic		(1.02)	(1.10)
(2) Diluted		(1.02)	(1.10)
<b>Summary of significant accounting policies</b>	3		

The accompanying notes are an integral part of the financial statements.

As per our report of even date

For Rajeev & Ajay  
Firm registration No : 009977N  
Chartered Accountants

*Ajay Kumar Sachdeva*  
**Ajay Kumar Sachdeva**  
Partner  
Membership No.: 084302

For and on behalf of the Board of Directors of  
**VITALITY CONBUILD PRIVATE LIMITED**

*Naveen Chaudhan*  
**Naveen Chaudhan**  
Director  
DIN- 08595719

*Niranjan Kumar Jha*  
**Niranjan Kumar Jha**  
Director  
DIN- 08376638

Place : New Delhi  
Date : 19 May 2021

**VPG DEVELOPERS PRIVATE LIMITED**  
**BALANCE SHEET AS AT 31 MARCH 2021**  
(Amount in rupees, unless otherwise stated)

	Notes	As at 31 March 2021	As at 31 March 2020
<b>ASSETS</b>			
<b>Current assets</b>			
Inventories	4	470,654	470,654
Financial assets			
Cash and cash equivalents	5	23,530	18,179
Other current assets	6	-	-
<b>Total Assets</b>		<b>494,184</b>	<b>488,833</b>
<b>EQUITY AND LIABILITIES</b>			
<b>Equity</b>			
Equity share capital	7	100,000	100,000
Other equity	8	(6,547,194)	(6,536,639)
<b>Total equity</b>		<b>(6,447,194)</b>	<b>(6,436,639)</b>
<b>LIABILITIES</b>			
<b>Current liabilities</b>			
Financial liabilities			
Trade payables	9	-	-
-total outstanding dues of micro and small enterprises		-	-
-total outstanding dues other than micro and small enterprises		29,688	29,688
Other current liabilities	10	6,911,690	6,895,784
<b>Total liabilities</b>		<b>6,941,378</b>	<b>6,925,472</b>
<b>Total Equity and Liabilities</b>		<b>494,184</b>	<b>488,833</b>
<b>Summary of significant accounting policies</b>	3		

The accompanying notes are an integral part of the financial statements.

As per our report of even date

**For N A V R A T N & C O L L P**

Firm registration No.: N500107

Chartered Accountants

**Nitish Mittal**

Partner

Membership No.: 095371



For and on behalf of the Board of Directors of  
**VPG DEVELOPERS PRIVATE LIMITED**

**Purushottam Grover**

Director

DIN-08315022

**Chandan Singh**

Director

DIN-08129090

Place : Gurugram

Date : 19 May 2021

**VPG DEVELOPERS PRIVATE LIMITED**  
**STATEMENT OF PROFIT AND LOSS FOR THE YEAR ENDED 31 MARCH 2021**  
(Amount in rupees, unless otherwise stated)

Particulars	Notes	31 March 2021	31 March 2020
Revenue		-	-
<b>Total Income</b>		-	-
<b>EXPENSES</b>			
Finance costs	11	649	649
Other expenses	12	9,906	14,392
<b>Total Expenses</b>		10,555	15,041
<b>(Loss) before tax from continuing operations</b>		<b>(10,555)</b>	<b>(15,041)</b>
<b>Tax expense:</b>			
Current tax		-	-
<b>(Loss) for the year from continuing operations</b>		<b>(10,555)</b>	<b>(15,041)</b>
Other comprehensive income		-	-
<b>Total other comprehensive income/(loss) for the year, net of tax</b>		-	-
<b>Total comprehensive (loss) for the year, net of tax</b>		<b>(10,555)</b>	<b>(15,041)</b>
<b>Earnings per equity share:</b>	13		
(1) Basic		(1.06)	(1.50)
(2) Diluted		(1.06)	(1.50)

**Summary of significant accounting policies**

3

The accompanying notes are an integral part of the financial statements.


As per our report of even date


**For N A V R A T N & CO LLP**  
Firm registration No.: N500107  
Chartered Accountants

  
**Nitish Mittal**  
Partner  
Membership No.: 095371



For and on behalf of the Board of Directors of  
**VPG DEVELOPERS PRIVATE LIMITED**

  
**Purushottam Grover**  
Director  
DIN-08315022

  
**Chandan Singh**  
Director  
DIN-08129090

Place : Gurugram  
Date : 19 May 2021

**WAIF PROPBUILD PRIVATE LIMITED**  
**BALANCE SHEET AS AT 31 MARCH 2021**  
(Amount in rupees, unless otherwise stated)

**ASSETS**

**Current assets**

Financial assets

Cash and cash equivalents

**Total Assets**

**EQUITY AND LIABILITIES**

**Equity**

Equity share capital

Other equity

**Total equity**

**LIABILITIES**

**Current liabilities**

Financial liabilities

Trade payables

-total outstanding dues of micro and small enterprises

-total outstanding dues other than micro and small enterprises

Other current liabilities

**Total liabilities**

**Total Equity and Liabilities**

**Summary of significant accounting policies**

The accompanying notes are an integral part of the financial statements.

**As per our report of even date**

**For N A V R A T N & C O L L P**

Firm registration No.: N500107

Chartered Accountants

*[Signature]*

**Nish Mittal**

Partner

Membership No.: 095371



Place : Gurugram

Date : 19 May 2021

Notes	As at 31 March 2021	As at 31 March 2020
4	24,117	18,766
	<b>24,117</b>	<b>18,766</b>
5	100,000	100,000
6	(297,563)	(287,408)
	<b>(197,563)</b>	<b>(187,408)</b>
7	-	-
	5,900	5,900
8	215,780	200,274
	<b>221,680</b>	<b>206,174</b>
	<b>24,117</b>	<b>18,766</b>
3		

For and on behalf of the Board of Directors of  
**WAIF PROPBUILD PRIVATE LIMITED**

*[Signature]*

**Akshat Maheshwari**

Director

DIN- 07504909

*[Signature]*

**Satish Kumar Goyal**

Director

DIN-06520570

**WAIF PROPBUILD PRIVATE LIMITED**  
**STATEMENT OF PROFIT AND LOSS FOR THE YEAR ENDED 31 MARCH 2021**  
(Amount in rupees, unless otherwise stated)

Particulars	Notes	31 March 2021	31 March 2020
Revenue		-	-
<b>Total Income</b>		<b>-</b>	<b>-</b>
<b>EXPENSES</b>			
Finance costs	9	649	649
Other expenses	10	9,506	8,333
<b>Total Expenses</b>		<b>10,155</b>	<b>8,982</b>
<b>(Loss) before tax from continuing operations</b>		<b>(10,155)</b>	<b>(8,982)</b>
<b>Tax expense:</b>			
Current tax		-	-
<b>(Loss) for the year from continuing operations</b>		<b>(10,155)</b>	<b>(8,982)</b>
Other comprehensive income		-	-
<b>Total other comprehensive income for the year, net of tax</b>		<b>-</b>	<b>-</b>
<b>Total comprehensive (loss) for the year, net of tax</b>		<b>(10,155)</b>	<b>(8,982)</b>
<b>Earnings per equity share:</b>	11		
(1) Basic		(1.02)	(0.90)
(2) Diluted		(1.02)	(0.90)

**Summary of significant accounting policies**

3

The accompanying notes are an integral part of the financial statements.

**As per our report of even date**

**For N A V R A T N & C O L L P**  
Firm registration No.: N500107  
Chartered Accountants

  
**Nitish Mittal**  
Partner  
Membership No.: 095371



For and on behalf of the Board of Directors of  
**WAIF PROPBUILD PRIVATE LIMITED**

  
**Akshat Maheshwari**  
Director  
DIN- 07504909

  
**Satish Kumar Goyal**  
Director  
DIN-06520570

Place : Gurugram  
Date : 19 May 2021



**WEMBLEY ESTATES PRIVATE LIMITED**  
**BALANCE SHEET AS AT 31 MARCH 2021**  
(Amount in Rupees, unless otherwise stated)

**ASSETS**

**Current assets**

Financial assets

Cash and cash equivalents

**Total Assets**

Notes

As at  
31 March 2021

As at  
31 March 2020

4

25,844

23,493

25,844

23,493

**EQUITY AND LIABILITIES**

**Equity**

Equity share capital

Other equity

**Total equity**

5

1,000,000

1,000,000

6

(1,038,525)

(1,027,969)

(38,525)

(27,969)

**LIABILITIES**

**Current liabilities**

Financial liabilities

Trade payables

-total outstanding dues of micro and small enterprises

-total outstanding dues other than micro and small enterprises

Other current liabilities

**Total liabilities**

7

5,900

5,900

8

58,469

45,562

64,369

51,462

**Total Equity and Liabilities**

25,844

23,493

**Summary of significant accounting policies**

3

The accompanying notes are an integral part of the financial statements.

As per our report of even date

**For Rajeev & Ajay**

Firm registration No. : 009977N

Chartered Accountants

**Ajay Kumar Sachdeva**

Partner


Membership No. : 084302

Place : New Delhi

Date : 19 May 2021

For and on behalf of the Board of Directors of  
**WEMBLEY ESTATES PRIVATE LIMITED**

  
**Niranjani Kumar Jha**  
Director  
DIN-08376638

  
**Sameer Wadhwa**  
Director  
DIN-08129144

**WEMBLEY ESTATES PRIVATE LIMITED**  
**STATEMENT OF PROFIT AND LOSS FOR THE YEAR ENDED 31 MARCH 2021**  
(Amount in Rupees, unless otherwise stated)

Particulars	Notes	31 March 2021	31 March 2020
Revenue		-	-
<b>Total Income (I)</b>		-	-
<b>EXPENSES</b>			
Finance costs	9	649	649
Other expenses	10	9,907	10,529
<b>Total Expenses (II)</b>		<b>10,556</b>	<b>11,178</b>
<b>Profit/(Loss) before tax from continuing operations (I-II)</b>		<b>(10,556)</b>	<b>(11,178)</b>
<b>Tax expense:</b>			
Current Tax		-	-
<b>Profit/(Loss) for the year from continuing operations</b>		<b>(10,556)</b>	<b>(11,178)</b>
<b>Other Comprehensive Income</b>		-	-
<b>Total other comprehensive income for the year, net of tax</b>		-	-
<b>Total comprehensive income/(loss) for the year, net of tax</b>		<b>(10,556)</b>	<b>(11,178)</b>
Earnings per equity share (computed on the basis of profit/(loss) for the year):	11		
(1) Basic		(0.11)	(0.11)
(2) Diluted		(0.11)	(0.11)


**Summary of significant accounting policies**

3


The accompanying notes are an integral part of the financial statements.


As per our report of even date

**For Rajeev & Ajay**  
Firm registration No : 009977N  
Chartered Accountants

  
**Ajay Kumar Sachdeva**  
Partner,  
Membership No.: 084302

For and on behalf of the Board of Directors of  
**WEMBLEY ESTATES PRIVATE LIMITED**

  
**Niranjan Kumar Jha**  
Director  
DIN-08376638

  
**Sameer Wadhwa**  
Director  
DIN-08129144

Place : New Delhi  
Date : 19 May 2021

**WHELISH PROPERTIES PRIVATE LIMITED**  
**BALANCE SHEET AS AT 31 MARCH 2021**  
(Amount in Rupees, unless otherwise stated)

	Notes	As at 31 March 2021	As at 31 March 2020
<b>ASSETS</b>			
<b>Non-current assets</b>			
Financial Assets			
Investments	4	1,574,253,805	1,574,253,805
<b>Current assets</b>			
Financial assets			
Cash and cash equivalents	5	23,396	24,105
<b>Total Assets</b>		<b>1,574,277,201</b>	<b>1,574,277,910</b>
<b>EQUITY AND LIABILITIES</b>			
<b>Equity</b>			
Equity share capital	6	100,000	100,000
Other equity	7	(198,429)	(185,914)
<b>Total equity</b>		<b>(98,429)</b>	<b>(85,914)</b>
<b>LIABILITIES</b>			
<b>Current liabilities</b>			
Financial liabilities			
Trade payables	8	-	-
-total outstanding dues of micro and small enterprises		-	-
-total outstanding dues other than micro and small enterprises		5,900	5,900
Other current liabilities	9	1,574,369,730	1,574,357,924
<b>Total liabilities</b>		<b>1,574,375,630</b>	<b>1,574,363,824</b>
<b>Total Equity and Liabilities</b>		<b>1,574,277,201</b>	<b>1,574,277,910</b>
<b>Summary of significant accounting policies</b>	3		

The accompanying notes are an integral part of the financial statements.

As per our report of even date

**For Rajeev & Ajay**

Firm registration No : 009977N  
Chartered Accountants

**Ajay Kumar Sachdeva**  
Partner

Membership No. : 08430



For and on behalf of the Board of Directors of  
**WHELISH PROPERTIES PRIVATE LIMITED**

**Sweta Maharaj**  
Director  
DIN-08380326

**Rohit Rampal**  
Director  
DIN- 08129550

Place : New Delhi  
Date : 19 May 2021

**WHELISH PROPERTIES PRIVATE LIMITED**  
**STATEMENT OF PROFIT AND LOSS FOR THE YEAR ENDED 31 MARCH 2021**  
(Amount in Rupees, unless otherwise stated)

Particulars	Notes	31 March 2021	31 March 2020
Revenue		-	-
<b>Total Income</b>		-	-
<b>EXPENSES</b>			
Finance costs	10	649	649
Other expenses	11	11,866	8,636
<b>Total Expenses</b>		<b>12,515</b>	<b>9,285</b>
<b>Profit/(Loss) before tax</b>		<b>(12,515)</b>	<b>(9,285)</b>
<b>Tax expense:</b>			
Current tax		-	-
<b>Profit/(Loss) for the year</b>		<b>(12,515)</b>	<b>(9,285)</b>
Other Comprehensive Income		-	-
<b>Total other comprehensive income for the year, net of tax</b>		-	-
<b>Total comprehensive income/(loss) for the year, net of tax</b>		<b>(12,515)</b>	<b>(9,285)</b>
Earnings per equity share (computed on the basis of profit/(loss) for the year):	12		
(1) Basic		(1.25)	(0.93)
(2) Diluted		(1.25)	(0.93)

**Summary of significant accounting policies**

3

The accompanying notes are an integral part of the financial statements.

**As per our report of even date**

**For Rajeev & Ajay**

Firm registration No : 009977N

Chartered Accountants

**Ajay Kumar Sachdeva**

Partner

Membership No. : 084302



For and on behalf of the Board of Directors of

**WHELISH PROPERTIES PRIVATE LIMITED**

**Sweta Maharaj**

Director

DIN-08380326

**Rohit Rampal**

Director

DIN- 08129550

Place : New Delhi

Date : 19 May 2021

**WINKLE PROPERTIES PRIVATE LIMITED**  
**BALANCE SHEET AS AT 31 MARCH 2021**  
(Amount in Rupees, unless otherwise stated)

	Notes	As at 31 March 2021	As at 31 March 2020
<b>ASSETS</b>			
<b>Current assets</b>			
Financial assets			
Cash and cash equivalents	4	23,645	24,355
Other current assets	5	2,849	2,849
<b>Total Assets</b>		<b>26,494</b>	<b>27,204</b>
<b>EQUITY AND LIABILITIES</b>			
<b>Equity</b>			
Equity share capital	6	100,000	100,000
Other equity	7	(103,839,885)	(103,827,370)
<b>Total equity</b>		<b>(103,739,885)</b>	<b>(103,727,370)</b>
<b>LIABILITIES</b>			
<b>Current liabilities</b>			
Financial liabilities			
Trade payables	8	-	-
-total outstanding dues of micro and small enterprises		5,900	5,900
-total outstanding dues other than micro and small enterprises		103,760,479	103,748,674
Other current liabilities	9	103,766,379	103,754,574
<b>Total liabilities</b>		<b>26,494</b>	<b>27,204</b>
<b>Total Equity and Liabilities</b>		<b>26,494</b>	<b>27,204</b>
<b>Summary of significant accounting policies</b>			
	3		

The accompanying notes are an integral part of the financial statements.

As per our report of even date

For Rajeev & Ajay

Firm registration No : 009977N

Chartered Accountants

  
**Ajay Kumar Sachdeva**  
Partner  
Membership No. : 684302

For and on behalf of the Board of Directors of  
**WINKLE PROPERTIES PRIVATE LIMITED**

  
**Vinod Balhara**  
Director  
DIN-08129149

  
**Rohit Rampal**  
Director  
DIN-08129550

Place : New Delhi  
Date : 19 May 2021

**WINKLE PROPERTIES PRIVATE LIMITED**  
**STATEMENT OF PROFIT AND LOSS FOR THE YEAR ENDED 31 MARCH 2021**  
(Amount in Rupees, unless otherwise stated)

Particulars	Notes	31 March 2021	31 March 2020
Other Income		-	-
<b>Total Income (I)</b>		-	-
<b>EXPENSES</b>			
Finance costs	10	649	649
Other expenses	11	11,866	8,627
<b>Total Expenses (II)</b>		<b>12,515</b>	<b>9,276</b>
<b>Profit/(Loss) before tax from continuing operations (I-II)</b>		<b>(12,515)</b>	<b>(9,276)</b>
<b>Tax expense:</b>			
Current Tax		-	-
<b>Profit/(Loss) for the year from continuing operations</b>		<b>(12,515)</b>	<b>(9,276)</b>
<b>Other Comprehensive Income</b>		-	-
<b>Total other comprehensive income for the year, net of tax</b>		-	-
<b>Total comprehensive income/(loss) for the year, net of tax</b>		<b>(12,515)</b>	<b>(9,276)</b>
Earnings per equity share (computed on the basis of profit/(loss) for the year):	12		
(1) Basic		(1.25)	(0.93)
(2) Diluted		(1.25)	(0.93)

**Summary of significant accounting policies**

3

The accompanying notes are an integral part of the financial statements.

**As per our report of even date**

**For Rajeev & Ajay**

Firm registration No. 00997/13  
Chartered Accountants

**Ajay Kumar Sachdeva**  
Partner  
Membership No. : 084302



For and on behalf of the Board of Directors of  
**WINKLE PROPERTIES PRIVATE LIMITED**

**Vinod Balhara**  
Director  
DIN-08129149

**Rohit Rampal**  
Director  
DIN-08129550

Place : New Delhi  
Date : 19 May 2021

**YETI PROPERTIES PRIVATE LIMITED**  
**BALANCE SHEET AS AT 31 MARCH 2021**  
(Amount in rupees, unless otherwise stated)

	Notes	As at 31 March 2021	As at 31 March 2020
<b>ASSETS</b>			
<b>Current assets</b>			
Inventories	4	118,262,393	118,262,393
Financial assets			
Cash and cash equivalents	5	21,623	18,482
<b>Total Assets</b>		<b>118,284,016</b>	<b>118,280,875</b>
<b>EQUITY AND LIABILITIES</b>			
<b>Equity</b>			
Equity share capital	6	100,000	100,000
Other equity	7	(304,628)	(291,800)
<b>Total equity</b>		<b>(204,628)</b>	<b>(191,800)</b>
<b>LIABILITIES</b>			
<b>Current liabilities</b>			
Financial liabilities			
Trade payables	8	-	-
-total outstanding dues of micro and small enterprises			
-total outstanding dues other than micro and small enterprises		5,900	5,900
Other current liabilities	9	118,482,744	118,466,775
<b>Total liabilities</b>		<b>118,488,644</b>	<b>118,472,675</b>
<b>Total Equity and Liabilities</b>		<b>118,284,016</b>	<b>118,280,875</b>

**Summary of significant accounting policies**

3

The accompanying notes are an integral part of the financial statements.

**As per our report of even date**

**For NAVRATN & CO LLP**  
Firm registration No.: N500107  
Chartered Accountants

  
**Nitish Mittal**  
Partner  
Membership No.: 095371



For and on behalf of the Board of Directors of  
**YETI PROPERTIES PRIVATE LIMITED**

  
**Shagun Kapoor**  
Director  
DIN-09074181

  
**Manish Kumar**  
Director  
DIN-08376570

Place : Gurugram  
Date : 19 May 2021

**YETI PROPERTIES PRIVATE LIMITED**  
**STATEMENT OF PROFIT AND LOSS FOR THE YEAR ENDED 31 MARCH 2021**  
(Amount in rupees, unless otherwise stated)

Particulars	Notes	31 March 2021	31 March 2020
Revenue		-	-
<b>Total Income</b>		-	-
<b>EXPENSES</b>			
Finance costs	10	649	649
Other expenses	11	12,179	8,930
<b>Total Expenses</b>		12,828	9,579
<b>(Loss) before tax from continuing operations</b>		<b>(12,828)</b>	<b>(9,579)</b>
<b>Tax expense:</b>			
Current tax		-	-
<b>(Loss) for the year from continuing operations</b>		<b>(12,828)</b>	<b>(9,579)</b>
Other comprehensive income		-	-
<b>Total other comprehensive income for the year, net of tax</b>		-	-
<b>Total comprehensive (loss) for the year, net of tax</b>		<b>(12,828)</b>	<b>(9,579)</b>
<b>Earnings per equity share:</b>	12		
(1) Basic		(1.28)	(0.96)
(2) Diluted		(1.28)	(0.96)

**Summary of significant accounting policies**

**3**

The accompanying notes are an integral part of the financial statements.

**As per our report of even date**

**For NAVRATN & CO LLP**  
Firm registration No.: N500107  
Chartered Accountants

  
**Nitish Mittal**

Partner

Membership No.: 095371



For and on behalf of the Board of Directors of  
**YETI PROPERTIES PRIVATE LIMITED**

  
**Shagun Kapoor**

Director

DIN-09074181

  
**Manish Kumar**

Director

DIN-08376570

Place : Gurugram

Date : 19 May 2021




**YOGIRAJ PROMOTERS PRIVATE LIMITED**  
**BALANCE SHEET AS AT 31 MARCH 2021**  
(Amount in Rupees, unless otherwise stated)

	Notes	As at 31 March 2021	As at 31 March 2020
<b>ASSETS</b>			
<b>Non-current assets</b>			
Property, plant and equipment	4	-	-
<b>Current assets</b>			
Inventories	5	2,570,391,591	3,400,755,680
Financial assets			
Cash and cash equivalents	6	210,143	-
		<b>2,570,601,734</b>	<b>3,400,755,680</b>
<b>Total Assets</b>		<b>2,570,601,734</b>	<b>3,400,755,680</b>
<b>EQUITY AND LIABILITIES</b>			
<b>Equity</b>			
Equity share capital	7	100,000	100,000
Other equity	8	(1,040,659,010)	(203,859,665)
<b>Total equity</b>		<b>(1,040,559,010)</b>	<b>(203,759,665)</b>
<b>LIABILITIES</b>			
<b>Current liabilities</b>			
Financial liabilities			
Borrowings	9	3,609,684,290	3,603,078,944
Trade payables	10		
-total outstanding dues of micro and small enterprises		631,977	-
-total outstanding dues other than micro and small enterprises		344,477	814,537
Other financial liabilities	11	500,000	613,733
Other current liabilities	12	-	8,131
<b>Total liabilities</b>		<b>3,611,160,744</b>	<b>3,604,515,345</b>
<b>Total Equity and Liabilities</b>		<b>2,570,601,734</b>	<b>3,400,755,680</b>
<b>Summary of significant accounting policies</b>	3		

The accompanying notes are an integral part of the financial statements.


As per our report of even date

**For Rajeev & Ajay**  
Firm registration No : 009977N  
Chartered Accountants'

  
**Ajay Kumar Sachdeva**  
Partner  
Membership No. : 084302

For and on behalf of the Board of Directors of  
**YOGIRAJ PROMOTERS PRIVATE LIMITED**

  
**Dhiraj Kumar Singh**  
Director  
DIN-08375395

  
**Amarjeet Chhikara**  
Director  
DIN-08858736

Place : New Delhi  
Date : 19 May 2021

**YOGIRAJ PROMOTERS PRIVATE LIMITED**  
**STATEMENT OF PROFIT AND LOSS FOR THE YEAR ENDED 31 MARCH 2021**  
(Amount in Rupees, unless otherwise stated)

Particulars	Notes	31 March 2021	31 March 2020
Revenue		-	-
Other Income	13	-	723,879
<b>Total Income (I)</b>		<b>-</b>	<b>723,879</b>
<b>EXPENSES</b>			
Finance costs	14	820	702
Other expenses	15	6,434,436	1,807,641
<b>Total Expenses (II)</b>		<b>6,435,256</b>	<b>1,808,343</b>
<b>Profit/(Loss) before exceptional items and tax from continuing operations</b>		<b>(6,435,256)</b>	<b>(1,084,464)</b>
<b>Exceptional items:</b>			
Provision for impairment in inventory		830,364,089	-
<b>Profit/(Loss) before tax from continuing operations</b>		<b>(836,799,345)</b>	<b>(1,084,464)</b>
<b>Tax expense:</b>			
Current Tax		-	-
<b>Profit/(Loss) for the year from continuing operations</b>		<b>(836,799,345)</b>	<b>(1,084,464)</b>
<b>Other Comprehensive Income</b>		-	-
<b>Total other comprehensive income for the year, net of tax</b>		<b>-</b>	<b>-</b>
<b>Total comprehensive income/(loss) for the year, net of tax</b>		<b>(836,799,345)</b>	<b>(1,084,464)</b>
Earnings per equity share (computed on the basis of profit/(loss) for the year):	16		
(1) Basic		(83,679.93)	(108.45)
(2) Diluted		(83,679.93)	(108.45)
<b>Summary of significant accounting policies</b>	3		

The accompanying notes are an integral part of the financial statements.

As per our report of even date

For Rajeev & Ajay  
Firm registration No : 009977N  
Chartered Accountants & AJAY

Ajay Kumar Sachdeva  
Partner  
Membership No.: 084302

For and on behalf of the Board of Directors of  
**YOGIRAJ PROMOTERS PRIVATE LIMITED**

Dhiraj Kumar Singh  
Director  
DIN-08375395

Amarjeet Chhikara  
Director  
DIN-08858736

Place : New Delhi  
Date : 19 May 2021

**YUKTI PROJECTS PRIVATE LIMITED**  
**BALANCE SHEET AS AT 31 MARCH 2021**  
(Amount in Rupees, unless otherwise stated)

	Notes	As at 31 March 2021	As at 31 March 2020
<b>ASSETS</b>			
<b>Current assets</b>			
Inventories	4	216,723,578	216,723,578
Financial assets			
Cash and cash equivalents	5	22,164	18,023
Other financial assets	6	3,233,546	3,233,546
Other current assets	7	-	-
<b>Total Assets</b>		<b>219,979,288</b>	<b>219,975,147</b>
<b>EQUITY AND LIABILITIES</b>			
<b>Equity</b>			
Equity share capital	8	100,000	100,000
Other equity	9	(55,932,070)	(55,919,515)
<b>Total equity</b>		<b>(55,832,070)</b>	<b>(55,819,515)</b>
<b>LIABILITIES</b>			
<b>Current liabilities</b>			
Financial liabilities			
Trade payables	10	-	-
-total outstanding dues of micro and small enterprises		-	-
-total outstanding dues other than micro and small enterprises		5,540	5,900
Other current liabilities	11	275,805,818	275,788,762
<b>Total liabilities</b>		<b>275,811,358</b>	<b>275,794,662</b>
<b>Total Equity and Liabilities</b>		<b>219,979,288</b>	<b>219,975,147</b>

**Summary of significant accounting policies**

3

The accompanying notes are an integral part of the financial statements.

**As per our report of even date**

**For N A V R A T N & C O L L P**  
Firm Reg. No.: N500107  
Chartered Accountants

  
**Nitish Mittal**  
Partner  
Membership No.: 095371



For and on behalf of the Board of Directors of  
**YUKTI PROJECTS PRIVATE LIMITED**

  
**Reena**  
Director  
DIN-08129092

  
**Shishir Lal**  
Director  
DIN-02210170

Place : Gurugram  
Date : 19 May 2021

**YUKTI PROJECTS PRIVATE LIMITED**  
**STATEMENT OF PROFIT AND LOSS FOR THE YEAR ENDED 31 MARCH 2021**  
(Amount in Rupees, unless otherwise stated)

Particulars	Notes	31 March 2021	31 March 2020
Other income		-	-
<b>Total Income</b>		-	-
<b>EXPENSES</b>			
Finance costs	12	649	649
Other expenses	13	11,906	9,952
<b>Total Expenses</b>		<b>12,555</b>	<b>10,601</b>
<b>Profit/(Loss) before tax</b>		<b>(12,555)</b>	<b>(10,601)</b>
<b>Tax expense:</b>			
Current tax		-	-
<b>Profit/(Loss) for the year</b>		<b>(12,555)</b>	<b>(10,601)</b>
Other comprehensive income		-	-
<b>Total other comprehensive income for the year, net of tax</b>		-	-
<b>Total comprehensive income/(loss) for the year, net of tax</b>		<b>(12,555)</b>	<b>(10,601)</b>
<b>Earnings per equity share:</b>	14		
(1) Basic		(1.26)	(1.06)
(2) Diluted		(1.26)	(1.06)
<b>Summary of significant accounting policies</b>	3		

The accompanying notes are an integral part of the financial statements.


As per our report of even date


**For N A V R A T N & C O L L P**  
Firm Reg. No.: N500107  
Chartered Accountants

  
**Nitish Mittal**  
Partner  
Membership No.: 095371



For and on behalf of the Board of Directors of  
**YUKTI PROJECTS PRIVATE LIMITED**

  
**R. Rana**  
Director  
DIN-08129092

  
**Shishir Lal**  
Director  
DIN-02210170


Place : Gurugram  
Date : 19 May 2021

**ZING PROPERTIES PRIVATE LIMITED**  
**BALANCE SHEET AS AT 31 MARCH 2021**  
**(Amount in Rupees, unless otherwise stated)**


	Notes	As at 31 March 2021	As at 31 March 2020
<b>ASSETS</b>			
<b>Current assets</b>			
Inventories	4	52,352,098	52,352,098
Financial assets			
Cash and cash equivalents	5	24,697	25,406
<b>Total Assets</b>		<b>52,376,795</b>	<b>52,377,504</b>
<b>EQUITY AND LIABILITIES</b>			
<b>Equity</b>			
Equity share capital	6	100,000	100,000
Other equity	7	(302,307)	(289,792)
<b>Total equity</b>		<b>(202,307)</b>	<b>(189,792)</b>
<b>LIABILITIES</b>			
<b>Current liabilities</b>			
Financial liabilities			
Trade payables	8	-	-
-total outstanding dues of micro and small enterprises		-	-
-total outstanding dues other than micro and small enterprises		5,900	5,900
Other current liabilities	9	52,573,202	52,561,396
<b>Total liabilities</b>		<b>52,579,102</b>	<b>52,567,296</b>
<b>Total Equity and Liabilities</b>		<b>52,376,795</b>	<b>52,377,504</b>
<b>Summary of significant accounting policies</b>	3		


The accompanying notes are an integral part of the financial statements.

As per our report of even date

**For Rajeev & Ajay**  
Firm registration No : 7009977N  
Chartered Accountants  
  
**Ajay Kumar Sachdeva**  
Partner  
Membership No. : 084302

For and on behalf of the Board of Directors of  
**ZING PROPERTIES PRIVATE LIMITED**

  
**Arun Kumar**  
Director  
DIN-08657473

  
**Suman Jain**  
Director  
DIN-08385675

Place : New Delhi  
Date : 19 May 2021

**ZING PROPERTIES PRIVATE LIMITED**  
**STATEMENT OF PROFIT AND LOSS FOR THE YEAR ENDED 31 MARCH 2021**  
**(Amount in Rupees, unless otherwise stated)**

Particulars	Notes	31 March 2021	31 March 2020
Revenue		-	-
<b>Total Income (I)</b>		-	-
<b>EXPENSES</b>			
Finance costs	10	649	649
Other expenses	11	11,866	8,948
<b>Total Expenses (II)</b>		<b>12,515</b>	<b>9,597</b>
<b>Profit/(Loss) before tax from continuing operations (I-II)</b>		<b>(12,515)</b>	<b>(9,597)</b>
<b>Tax expense:</b>			
Current Tax		-	-
<b>Other Comprehensive Income</b>		-	-
<b>Total other comprehensive income for the year, net of tax</b>		-	-
<b>Total comprehensive income/(loss) for the year, net of tax</b>		<b>(12,515)</b>	<b>(9,597)</b>
Earnings per equity share (computed on the basis of profit/(loss) for the year):	12		
(1) Basic		(1.25)	(0.96)
(2) Diluted		(1.25)	(0.96)

**Summary of significant accounting policies**

3


The accompanying notes are an integral part of the financial statements.

**As per our report of even date**


**For Rajeev & Ajay**


Firm registration No.: 009977N

Chartered Accountants

  
**Ajay Kumar Sachdeva**  
 Partner  
 Membership No.: 084302

For and on behalf of the Board of Directors of  
**ZING PROPERTIES PRIVATE LIMITED**

  
**Arun Kumar**  
 Director  
 DIN-08657473

  
**Suman Jain**  
 Director  
 DIN-08385675

Place : New Delhi

Date : 19 May 2021

**ZITHER BUILDWELL PRIVATE LIMITED**  
**BALANCE SHEET AS AT 31 MARCH 2021**  
(Amount in Rupees, unless otherwise stated)

	Notes	As at 31 March 2021	As at 31 March 2020
<b>ASSETS</b>			
<b>Current assets</b>			
Inventories	4	248,074,471	79,097,064
Financial assets			
Cash and cash equivalents	5	24,134	12,977
Other financial assets	6	19,878,383	19,878,383
Other current assets	7	-	7,215,803
		<b>267,976,988</b>	<b>106,204,227</b>
<b>Total Assets</b>		<b>267,976,988</b>	<b>106,204,227</b>
<b>EQUITY AND LIABILITIES</b>			
<b>Equity</b>			
Equity share capital	8	200,000	200,000
Other equity	9	97,851,183	97,669,815
<b>Total equity</b>		<b>98,051,183</b>	<b>97,869,815</b>
<b>LIABILITIES</b>			
<b>Current liabilities</b>			
Financial liabilities			
Trade payables	10	-	-
-total outstanding dues of micro and small enterprises		-	-
-total outstanding dues other than micro and small enterprises		5,900	5,900
Other current liabilities	11	169,877,906	8,328,512
Provisions	12	41,999	-
<b>Total liabilities</b>		<b>169,925,805</b>	<b>8,334,412</b>
<b>Total Equity and Liabilities</b>		<b>267,976,988</b>	<b>106,204,227</b>

**Summary of significant accounting policies**

3

The accompanying notes are an integral part of the financial statements.

**As per our report of even date**

**For Rajeev & Ajay**


Firm registration No : 009977N

Chartered Accountants

**Ajay Kumar Sachdeva**

Partner

Membership No. : 084302



For and on behalf of the Board of Directors of

**ZITHER BUILDWELL PRIVATE LIMITED**

**Arun Kumar**

Director

DIN-08657473

**Suman Jain**

Director

DIN-08385675

Place : New Delhi

Date : 19 May 2021

**ZITHER BUILDWELL PRIVATE LIMITED**  
**STATEMENT OF PROFIT AND LOSS FOR THE YEAR ENDED 31 MARCH 2021**  
(Amount in Rupees, unless otherwise stated)



Particulars	Notes	31 March 2021	31 March 2020
Other Income	13	252,557	-
<b>Total Income (I)</b>		<b>252,557</b>	<b>-</b>
<b>EXPENSES</b>			
Finance costs	14	684	654
Other expenses	15	9,506	76,338
<b>Total Expenses (II)</b>		<b>10,190</b>	<b>76,992</b>
<b>Profit/(Loss) before tax from continuing operations (I-II)</b>		<b>242,367</b>	<b>(76,992)</b>
<b>Tax expense:</b>			
Current Tax		60,999	-
<b>Profit/(Loss) for the year from continuing operations</b>		<b>181,368</b>	<b>(76,992)</b>
<b>Other Comprehensive Income</b>		<b>-</b>	<b>-</b>
<b>Total other comprehensive income for the year, net of tax</b>		<b>-</b>	<b>-</b>
<b>Total comprehensive income/(loss) for the year, net of tax</b>		<b>181,368</b>	<b>(76,992)</b>
Earnings per equity share (computed on the basis of profit/(loss) for the year):	16		
(1) Basic		9.07	(3.85)
(2) Diluted		9.07	(3.85)

Summary of significant accounting policies 3


The accompanying notes are an integral part of the financial statements.

As per our report of even date

For Rajeev & Ajay  
Firm registration No : 009977N  
Chartered Accountants

  
Ajay Kumar Sachdeva  
Partner  
Membership No. : 084302  


For and on behalf of the Board of Directors of  
**ZITHER BUILDWELL PRIVATE LIMITED**

  
Arun Kumar  
Director  
DIN-08657473

  
Suman Jain  
Director  
DIN-08385675

Place : New Delhi  
Date : 19 May 2021



**ZONEX DEVELOPERS PRIVATE LIMITED**  
**BALANCE SHEET AS AT 31 MARCH 2021**  
(Amount in Rupees, unless otherwise stated)

	Notes	As at 31 March 2021	As at 31 March 2020
<b>ASSETS</b>			
<b>Current assets</b>			
Inventories	4	114,982,239	115,383,700
Financial assets			
Cash and cash equivalents	5	91,793	18,596
Other financial assets	6	9,435,126	9,298,208
<b>Total Assets</b>		<b>124,509,158</b>	<b>124,700,504</b>
<b>EQUITY AND LIABILITIES</b>			
<b>Equity</b>			
Equity share capital	7	100,000	100,000
Other equity	8	(487,310)	(474,328)
<b>Total equity</b>		<b>(387,310)</b>	<b>(374,328)</b>
<b>LIABILITIES</b>			
<b>Current liabilities</b>			
Financial liabilities			
Trade payables	9		
-total outstanding dues of micro and small enterprises		588	-
-total outstanding dues other than micro and small enterprises		5,900	5,900
Other current liabilities	10	124,889,980	125,068,932
<b>Total liabilities</b>		<b>124,896,468</b>	<b>125,074,832</b>
<b>Total Equity and Liabilities</b>		<b>124,509,158</b>	<b>124,700,504</b>

Summary of significant accounting policies 3

The accompanying notes are an integral part of the financial statements.

As per our report of even date

For **NAV RATN & CO LLP**

Firm Reg. No.: N500107

Chartered Accountants



Nitish Mittal  
Partner

Membership No.: 095371



For and on behalf of the Board of Directors of  
**ZONEX DEVELOPERS PRIVATE LIMITED**



Brajinder Rajaswant Singh  
Director  
DIN- 00583432



Vinod Balhara  
Director  
DIN-08129149

Place : Gurugram

Date : 19 May 2021

**ZONEX DEVELOPERS PRIVATE LIMITED**  
**STATEMENT OF PROFIT AND LOSS FOR THE YEAR ENDED 31 MARCH 2021**  
(Amount in Rupees, unless otherwise stated)

Particulars	Notes	31 March 2021	31 March 2020
Other Income		-	-
<b>Total Income</b>		-	-
<b>EXPENSES</b>			
Finance costs	11	715	784
Other expenses	12	12,267	9,536
<b>Total Expense</b>		<b>12,982</b>	<b>10,320</b>
<b>Profit/(Loss) before tax</b>		<b>(12,982)</b>	<b>(10,320)</b>
<b>Tax expense:</b>			
Current tax		-	-
<b>Profit/(Loss) for the year</b>		<b>(12,982)</b>	<b>(10,320)</b>
Other comprehensive income		-	-
<b>Total other comprehensive income for the year, net of tax</b>		-	-
<b>Total comprehensive income/(loss) for the year, net of tax</b>		<b>(12,982)</b>	<b>(10,320)</b>
<b>Earnings per equity share:</b>	13		
(1) Basic		(1.30)	(1.03)
(2) Diluted		(1.30)	(1.03)
<b>Summary of significant accounting policies</b>	3		

The accompanying notes are an integral part of the financial statements.


As per our report of even date

**For N A V R A T N & CO LLP**  
Firm Reg. No.: N500107  
Chartered Accountants

  
**Nitish Mittal**  
Partner  
Membership No.: 095371



For and on behalf of the Board of Directors of  
**ZONEX DEVELOPERS PRIVATE LIMITED**

  
**Bhupinder Rajjaswant Singh**  
Director  
DIN- 06583432

  
**Vinod Balhara**  
Director  
DIN-08129149

Place : Gurugram  
Date : 19 May 2021

**ZONEX ESTATES PRIVATE LIMITED**  
**BALANCE SHEET AS AT 31 MARCH 2021**  
(Amount in Rupees, unless otherwise stated)

	Notes	As at 31 March 2021	As at 31 March 2020
<b>ASSETS</b>			
<b>Non-current assets</b>			
Financial Assets			
Investments	4	100,000	100,000
		<b>100,000</b>	<b>100,000</b>
<b>Current assets</b>			
Inventories	5	224,125,110	224,125,110
Financial assets			
Cash and cash equivalents	6	87,149	10,884
Other financial assets	7	8,561,269	8,561,269
		<b>232,773,528</b>	<b>232,697,263</b>
<b>Total Assets</b>		<b>232,873,528</b>	<b>232,797,263</b>

**EQUITY AND LIABILITIES**

<b>Equity</b>			
Equity share capital	8	1,000,000	1,000,000
Other equity	9	(3,998,525)	(3,985,608)
<b>Total equity</b>		<b>(2,998,525)</b>	<b>(2,985,608)</b>

**LIABILITIES**

<b>Current liabilities</b>			
Financial liabilities			
Trade payables	10	-	-
-total outstanding dues of micro and small enterprises		5,900	5,900
-total outstanding dues other than micro and small enterprises			
Other current liabilities	11	235,856,575	235,767,393
Provisions	12	9,578	9,578
<b>Total liabilities</b>		<b>235,872,053</b>	<b>235,782,871</b>
<b>Total Equity and Liabilities</b>		<b>232,873,528</b>	<b>232,797,263</b>

**Summary of significant accounting policies**


3

The accompanying notes are an integral part of the financial statements.


**As per our report of even date**

**For NAVRATN & CO LLP**


Firm Reg. No.: N500107  
Chartered Accountants

  
**Nishu Mittal**  
Partner

Membership No.: 095371



**For and on behalf of the Board of Directors of  
ZONEX ESTATES PRIVATE LIMITED**

  
**Sameer Wadhwa**  
Director  
DIN- 08129144

  
**Reena**  
Director  
DIN-08129092

Place : Gurugram  
Date : 19 May 2021

**ZONEX ESTATES PRIVATE LIMITED**  
**STATEMENT OF PROFIT AND LOSS FOR THE YEAR ENDED 31 MARCH 2021**  
(Amount in Rupees, unless otherwise stated)

Particulars	Notes	31 March 2021	31 March 2020
Revenue		-	-
<b>Total Income</b>		-	-
<b>EXPENSES</b>			
Finance costs	13	650	2,118
Other expenses	14	12,267	163,198
<b>Total Expenses</b>		<b>12,917</b>	<b>165,316</b>
<b>Profit/(Loss) before tax</b>		<b>(12,917)</b>	<b>(165,316)</b>
<b>Tax expense:</b>			
Current tax		-	-
<b>Profit/(Loss) for the year</b>		<b>(12,917)</b>	<b>(165,316)</b>
Other comprehensive income		-	-
<b>Total other comprehensive income for the year, net of tax</b>		<b>-</b>	<b>-</b>
<b>Total comprehensive income/(loss) for the year, net of tax</b>		<b>(12,917)</b>	<b>(165,316)</b>
<b>Earnings per equity share:</b>	15		
(1) Basic		(0.13)	(1.65)
(2) Diluted		(0.13)	(1.65)
<b>Summary of significant accounting policies</b>	3		

The accompanying notes are an integral part of the financial statements.


As per our report of even date


**For N A V R A T N & C O L L P**  
Firm Reg. No.: N500107  
Chartered Accountants

  
**Nishu Mittal**  
Partner  
Membership No.: 095371



For and on behalf of the Board of Directors of  
**ZONEX ESTATES PRIVATE LIMITED**

  
**Sameer Wadhwa**  
Director  
DIN- 08129144

  
**Reena**  
Director  
DIN-08129092

Place : Gurugram  
Date : 19 May 2021

**ZULU PROPERTIES PRIVATE LIMITED**  
**BALANCE SHEET AS AT 31 MARCH 2021**  
(Amount in Rupees, unless otherwise stated)

	Notes	As at 31 March 2021	As at 31 March 2020
<b>ASSETS</b>			
<b>Current assets</b>			
Inventories	4	-	5,919,000
Financial assets			
Cash and cash equivalents	5	24,838	24,387
<b>Total Assets</b>		<b>24,838</b>	<b>5,943,387</b>
<b>EQUITY AND LIABILITIES</b>			
<b>Equity</b>			
Equity share capital	6	100,000	100,000
Other equity	7	(1,395,849)	(1,397,863)
<b>Total equity</b>		<b>(1,295,849)</b>	<b>(1,297,863)</b>
<b>LIABILITIES</b>			
<b>Current liabilities</b>			
Financial liabilities			
Trade payables	8	-	-
-total outstanding dues of micro and small enterprises		-	-
-total outstanding dues other than micro and small enterprises		5,900	5,900
Other current liabilities	9	1,314,787	7,235,350
<b>Total liabilities</b>		<b>1,320,687</b>	<b>7,241,250</b>
<b>Total Equity and Liabilities</b>		<b>24,838</b>	<b>5,943,387</b>
<b>Summary of significant accounting policies</b>	3		

The accompanying notes are an integral part of the financial statements.

As per our report of even date

For Rajeev & Ajay  
Firm registration No : 009977N  
Chartered Accountants  
  
**Ajay Kumar Sachdeva**  
Partner  
Membership No.: 084302  


For and on behalf of the Board of Directors of  
**ZULU PROPERTIES PRIVATE LIMITED**



**Narendra Vashisht**  
Director  
DIN-06713906



**Rohit Rampal**  
Director  
DIN-08129550

Place : New Delhi  
Date : 19 May 2021

**ZULU PROPERTIES PRIVATE LIMITED**  
**STATEMENT OF PROFIT AND LOSS FOR THE YEAR ENDED 31 MARCH 2021**  
**(Amount in Rupees, unless otherwise stated)**

Particulars	Notes	31 March 2021	31 March 2020
Revenue	10	12,479	-
<b>Total Income (I)</b>		<b>12,479</b>	<b>-</b>
<b>EXPENSES</b>			
Finance costs	11	649	649
Other expenses	12	9,816	8,939
<b>Total Expenses (II)</b>		<b>10,465</b>	<b>9,588</b>
<b>Profit/(Loss) before tax from continuing operations (I-II)</b>		<b>2,014</b>	<b>(9,588)</b>
<b>Tax expense:</b>			
Current Tax		-	-
<b>Profit/(Loss) for the year from continuing operations</b>		<b>2,014</b>	<b>(9,588)</b>
<b>Other Comprehensive Income</b>		-	-
<b>Total other comprehensive income for the year, net of tax</b>		-	-
<b>Total comprehensive income/(loss) for the year, net of tax</b>		<b>2,014</b>	<b>(9,588)</b>
Earnings per equity share (computed on the basis of (Profit/(Loss) for the year):	13		
(1) Basic		0.20	(0.96)
(2) Diluted		0.20	(0.96)


**Summary of significant accounting policies**

**3**


The accompanying notes are an integral part of the financial statements.

**As per our report of even date**

**For Rajeev & Ajay**  
Firm registration No : 009977N  
Chartered Accountants?

  
**Ajay Kumar Sachdeva**  
Partner  
Membership No.: 084302

For and on behalf of the Board of Directors of  
**ZULU PROPERTIES PRIVATE LIMITED**



**Narendra Vashisht**  
Director  
DIN-06713906



**Rohit Rampal**  
Director  
DIN-08129550

Place : New Delhi  
Date : 19 May 2021