

AASHIRWAD CONBUILD PRIVATE LIMITED
BALANCE SHEET AS AT 31 MARCH 2020
(Amount in Rupees, unless otherwise stated)

ASSETS

Current assets

Financial assets

Cash and cash equivalents

Total Assets

EQUITY AND LIABILITIES

Equity

Equity share capital

Other equity

Total equity

LIABILITIES

Current liabilities

Financial liabilities

Trade payables

-total outstanding dues of micro and small enterprises

-total outstanding dues other than micro and small enterprises

Other current liabilities

Total liabilities

Total Equity and Liabilities

Summary of significant accounting policies

The accompanying notes are an integral part of the financial statements.

As per our report of even date

For Rajeev & Ajay

Firm registration No : 009977N

Chartered Accountants

Rajeev Sabharwal

Partner

Membership No. :084833



Place : New Delhi

Date :

Notes	As at 31 March 2020	As at 31 March 2019
3	24,277	14,826
	24,277	14,826
4	100,000	100,000
5	(161,177)	(151,887)
	(61,177)	(51,887)
6	5,900	5,900
7	79,554	60,813
	85,454	66,713
	24,277	14,826
2		

For and on behalf of the Board of Directors of
AASHIRWAD CONBUILD PRIVATE LIMITED

Vibhu Goyal
Director
DIN-07807106

Kumar Chand
Director
DIN-08380333

AASHIRWAD CONBUILD PRIVATE LIMITED
STATEMENT OF PROFIT AND LOSS FOR THE YEAR ENDED 31 MARCH 2020
(Amount in Rupees, unless otherwise stated)

Particulars	Notes	31 March 2020	31 March 2019
Revenue		-	-
Total Income		-	-
EXPENSES			
Finance costs	8	640	118
Other expenses	9	8,641	9,106
Total Expenses		9,290	9,224
Profit/(Loss) before tax		(9,290)	(9,224)
Tax expense:			
Current tax		-	-
Profit/(Loss) for the year from continuing operations		(9,290)	(9,224)
Other comprehensive income		-	-
Total other comprehensive income for the year, net of tax		-	-
Total comprehensive loss for the year, net of tax		(9,290)	(9,224)
Earnings per equity share:	10		
(1) Basic		(0.93)	(0.92)
(2) Diluted		(0.93)	(0.92)

Summary of significant accounting policies

2

The accompanying notes are an integral part of the financial statements.

As per our report of even date

For Rajeev & Ajay
Firm registration No : 009977N
Chartered Accountants

Rajeev Sabharwal
Firm registration No : 009977N
Membership No. : 084833



Place : New Delhi
Date : 24 June 2020

For and on behalf of the Board of Directors of
AASHIRWAD CONBUILD PRIVATE LIMITED

(Signature)
Vibhu Bopal
Director
DIN-0780106

(Signature)
Ramesh Chandra
Director
DIN-08380333

ABBEY PROPERTIES PRIVATE LIMITED
BALANCE SHEET AS AT 31 MARCH 2020
(Amount in Rupees, unless otherwise stated)

ASSETS

Current assets

Inventories

Financial assets

Cash and cash equivalents

Other financial assets

Other current assets

Total Assets

Notes	As at 31 March 2020	As at 31 March 2019
3	94,591,724	94,591,724
4	21,819	14,618
5	5,010,867	5,010,867
6	-	-
	99,624,410	99,617,209

EQUITY AND LIABILITIES

Equity

Equity share capital

Other equity

Total equity

7	100,000	100,000
8	(410,001)	(400,408)
	(310,001)	(300,408)

LIABILITIES

Current liabilities

Financial liabilities

Trade payables

-total outstanding dues of micro and small enterprises

-total outstanding dues other than micro and small enterprises

Other current liabilities

Total liabilities

9	-	-
	5,900	5,900
10	99,928,511	99,911,717
	99,934,411	99,917,617

Total Equity and Liabilities

	99,624,410	99,617,209
--	-------------------	-------------------

Summary of significant accounting policies

2

The accompanying notes are an integral part of the financial statements.

For MNV & CO.

Firm Reg. No.: 023682N

Chartered Accountants

Vikrant Suri

Partner

Membership No.: 505887

Place : New Delhi

Date : 24 June 2020

For and on behalf of the Board of Directors of

ABBEY PROPERTIES PRIVATE LIMITED

Vibha Goyal

Director

DIN-07807106

Kumar Chand

Director

DIN-08380333

Abbey Properties Private Limited
STATEMENT OF PROFIT AND LOSS FOR THE YEAR ENDED 31 MARCH 2020
(Amount in Rupees, unless otherwise stated)

Particulars	Notes	31 March 2020	31 March 2019
Revenue		-	-
Total Income (I)		-	-
EXPENSES			
Finance costs	11	649	118
Other expenses	12	8,944	8,482
Total Expenses (II)		9,593	8,600
Profit/(Loss) before tax from operations (I-II)		(9,593)	(8,600)
Tax expense:			
Current Tax		-	-
Profit/(Loss) for the year from operations		(9,593)	(8,600)
Other Comprehensive Income		-	-
Total other comprehensive income for the year, net of tax		-	-
Total comprehensive income/(loss) for the year, net of tax		(9,593)	(8,600)
Earnings per equity share (computed on the basis of profit/(loss) for the year):	13		
(1) Basic		(0.96)	(0.86)
(2) Diluted		(0.96)	(0.86)

Summary of significant accounting policies 2

The accompanying notes are an integral part of the financial statements.

For MNV & CO.
Firm Reg. No.: 023682N
Chartered Accountants

Vikrant Suri
Partner
Membership No.: 505887

For and on behalf of the Board of Directors of
ABBEY PROPERTIES PRIVATE LIMITED

Vibhu Goyal
Director
DIN-07807106

Kumar Chand
Director
DIN-08380333

Place : New Delhi
Date : 24 June 2020

ABBOT BUILDERS PRIVATE LIMITED
BALANCE SHEET AS AT 31 MARCH 2020
(Amount in Rupees, unless otherwise stated)

ASSETS

Current assets

Financial assets

Cash and cash equivalents

Other current assets

Total Assets

EQUITY AND LIABILITIES

Equity

Equity share capital

Other equity

Total equity

LIABILITIES

Current liabilities

Financial liabilities

Trade payables

-total outstanding dues of micro and small enterprises

-total outstanding dues other than micro and small enterprises

Other current liabilities

Tot Total liabilities

Total Equity and Liabilities

Summary of significant accounting policies

The accompanying notes are an integral part of the financial statements.

As per our report of even date

For Rajeev & Ajay

Firm registration No : 009977N

Chartered Accountants

Rajeev Sabharwal

Partner

Membership No.: 084833



For and on behalf of the Board of Directors of
ABBOT BUILDERS PRIVATE LIMITED

Bijay Kumar Panda

Bijay Kumar Panda

Director

DIN-08503814

Kumar Chand

Kumar Chand

Director

DIN-08380333

Place : New Delhi

Date : 24 June 2020

Notes	As at 31 March 2020	As at 31 March 2019
3	24,603	15,152
4	-	-
	24,603	15,152
5	1,00,000	1,00,000
6	(5,41,18,476)	(5,41,08,888)
	(5,40,18,476)	(5,40,08,888)
7	-	-
	5,900	5,900
8	5,40,37,179	5,40,18,140
	5,40,43,079	5,40,24,040
	24,603	15,152

2

ABBOT BUILDERS PRIVATE LIMITED
STATEMENT OF PROFIT AND LOSS FOR THE YEAR ENDED 31 MARCH 2020
(Amount in Rupees, unless otherwise stated)

Particulars	Notes	31 March 2020	31 March 2019
Revenue		-	-
Total Income		-	-
EXPENSES			
Finance costs	9	649	118
Other expenses	10	8,939	8,480
Total Expenses		9,588	8,598
Loss before tax from continuing operations		(9,588)	(8,598)
Tax expense:			
Current tax		-	-
Loss for the year from continuing operations		(9,588)	(8,598)
Other comprehensive income		-	-
Total other comprehensive income for the year, net of tax		-	-
Total comprehensive loss for the year, net of tax		(9,588)	(8,598)
Earnings per equity share:	11		
(1) Basic		(0.96)	(0.86)
(2) Diluted		(0.96)	(0.86)

Summary of significant accounting policies

2

The accompanying notes are an integral part of the financial statements.

As per our report of even date

For Rajeev & Ajay
Firm registration No.: 009977N
Chartered Accountants

Rajeev Sabharwal
Partner

Membership No.: 084833



For and on behalf of the Board of Directors of
ABBOT BUILDERS PRIVATE LIMITED

Bijay Kumar Panda
Bijay Kumar Panda
Director
DIN-08503814

Kumar Chand
Kumar Chand
Director
DIN-08380333

Place : New Delhi
Date : 24 June 2020

ABHINAV PROJECTS PRIVATE LIMITED
BALANCE SHEET AS AT 31 MARCH 2020
(Amount in rupees, unless otherwise stated)

	Notes	As at 31 March 2020	As at 31 March 2019
ASSETS			
Current assets			
Inventories	3	82,583,104	82,583,104
Financial assets			
Cash and cash equivalents	4	18,516	13,065
Other financial assets	5	7,537,994	7,537,994
Total Assets		90,139,614	90,134,163
EQUITY AND LIABILITIES			
Equity			
Equity share capital	6	100,000	100,000
Other equity	7	(576,766)	(566,563)
Total equity		(476,766)	(466,563)
LIABILITIES			
Current liabilities			
Financial liabilities			
Trade payables	8	-	-
-total outstanding dues of micro and small enterprises		-	-
-total outstanding dues other than micro and small enterprises		5,900	5,900
Other current liabilities	9	90,610,480	90,594,826
Total liabilities		90,616,380	90,600,726
Total Equity and Liabilities		90,139,614	90,134,163

Summary of significant accounting policies

2


The accompanying notes are an integral part of the financial statements.

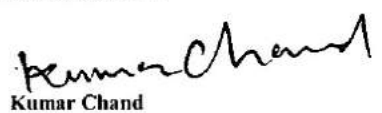
As per our report of even date

For MNV & CO.
Firm Reg. No.: 023682N
Chartered Accountants

Vikas Suri
Partner
Membership No.: 505887

For and on behalf of the Board of Directors of
ABHINAV PROJECTS PRIVATE LIMITED


Vibhu Goyal
Director
DIN-07807106


Kumar Chand
Director
DIN-08380333

Place : New Delhi
Date : 24 June 2020

ABHINAV PROJECTS PRIVATE LIMITED
STATEMENT OF PROFIT AND LOSS FOR THE YEAR ENDED 31 MARCH 2020
(Amount in rupees, unless otherwise stated)

Particulars	Notes	31 March 2020	31 March 2019
Revenue		-	-
Total Revenue		-	-
EXPENSES			
Finance costs	10	649	118
Other expenses	11	9,554	8,794
Total Expenses		10,203	8,912
(Loss) before tax from continuing operations		(10,203)	(8,912)
Tax expense:			
Current tax		-	-
(Loss) for the year from continuing operations		(10,203)	(8,912)
Other comprehensive income		-	-
Total other comprehensive income for the year, net of tax		-	-
Total comprehensive (loss) for the year, net of tax		(10,203)	(8,912)
Earnings per equity share:	12		
(1) Basic		(1.02)	(0.89)
(2) Diluted		(1.02)	(0.89)
Summary of significant accounting policies	2		

The accompanying notes are an integral part of the financial statements.

As per our report of even date

For MNV & CO.

Firm Reg. No.: 023682N
Chartered Accountants

Vikram Suri
Partner

Membership No.: 505887

For and on behalf of the Board of Directors of
ABHINAV PROJECTS PRIVATE LIMITED

Vibhu Goyal
Director
DIN-07807106

Rumar Chand
Director
DIN-08380333

Place : New Delhi
Date : 24 June 2020

ABYSS PROPERTIES PRIVATE LIMITED
BALANCE SHEET AS AT 31 MARCH 2020
(Amount in Rupees, unless otherwise stated)

	Notes	31 March 2020	31 March 2019
ASSETS			
Current assets			
Inventories	3	133,706,367	133,706,367
Financial assets			
Cash and cash equivalents	4	24,601	15,150
Total assets		133,730,968	133,721,517
EQUITY AND LIABILITIES			
Equity			
Equity share capital	5	100,000	100,000
Other equity	6	(184,842)	(175,557)
Total equity		(84,842)	(75,557)
LIABILITIES			
Current liabilities			
Financial liabilities			
Trade payables	7		
-total outstanding dues of micro and small enterprises			
-total outstanding dues other than micro and small enterprises		5,900	5,900
Other current liabilities	8	133,809,910	133,791,177
Total liabilities		133,815,810	133,797,077
Total equity and liabilities		133,730,968	133,721,517

Summary of significant accounting policies

2

The accompanying notes are an integral part of the financial statements.

As per our report of even date

For Sanjay Rastogi & Associates
Firm registration No : 014056N
Chartered Accountants

For and on behalf of the Board of Directors of
ABYSS PROPERTIES PRIVATE LIMITED

CA Sanjay Rastogi
Proprietor
Membership No. : 075033



Amitava Chattopadhyay
Director
DIN-07150600

Kumar Chand
Director
DIN-08380333

Place : New Delhi
Date : 24 June, 2020

ABYSS PROPERTIES PRIVATE LIMITED
STATEMENT OF PROFIT AND LOSS FOR THE YEAR ENDED 31 MARCH 2020
(Amount in Rupees, unless otherwise stated)


Particulars	Notes	31 March 2020	31 March 2019
Revenue		-	-
Total Income		-	-
EXPENSES			
Finance costs	9	649	118
Other expenses	10	8,636	8,169
Total Expenses		9,285	8,287
Loss before tax from continuing operations		(9,285)	(8,287)
Current tax		-	-
Loss for the year from continuing operations		(9,285)	(8,287)
Other comprehensive income		-	-
Total other comprehensive income for the year, net of tax		-	-
Total comprehensive income for the year, net of tax		(9,285)	(8,287)
Earnings per equity share:	11		
Basic (Rs.)		(0.93)	(0.83)
Diluted (Rs.)		(0.93)	(0.83)
Summary of significant accounting policies	2		

The accompanying notes are an integral part of the financial statements

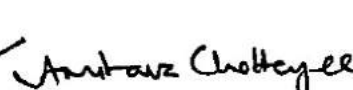
As per our report of even date

For Sanjay Rastogi & Associates
Firm registration No : 014056N
Chartered Accountants

For and on behalf of the Board of Directors of
ABYSS PROPERTIES PRIVATE LIMITED


CA Sanjay Rastogi
Proprietor
Membership No. : 075033




Amitava Chattopadhyay
Director
DIN-07150600


Kumar Chand
Director
DIN-08380333

Place : New Delhi
Date : 24 June, 2020

ACCESSION BUILDWELL PRIVATE LIMITED
STANDALONE BALANCE SHEET AS AT 31 MARCH 2020
(Amount in Rupees, unless otherwise stated)

ASSETS

Non-current assets

Financial Assets
Investments

Current assets

Financial assets
Cash and cash equivalents
Other financial assets
Other current assets

Total Assets

EQUITY AND LIABILITIES

Equity

Equity share capital
Other equity
Total equity

LIABILITIES

Current liabilities

Financial liabilities
Borrowings
Trade payables
-total outstanding dues of micro and small enterprises
-total outstanding dues other than micro and small enterprises
Other financial liabilities
Other current liabilities
Total liabilities

Total Equity and Liabilities

Summary of significant accounting policies

The accompanying notes are an integral part of the financial statements.

As per our report of even date

For Rajeev & Ajay

Firm registration No. 009977N
Chartered Accountants

Rajeev Sabharwal
Partner
Membership No. :084833



Place : New Delhi
Date : 24 June 2020

Notes	As at 31 March 2020	As at 31 March 2019
3	14,60,73,966	14,60,73,966
	14,60,73,966	14,60,73,966
4	48,619	37,136
5	12,76,927	10,53,807
6	3,81,420	3,81,420
	17,06,966	14,72,363
	14,77,80,932	14,75,46,329
7	1,12,000	1,12,000
8	(61,98,54,656)	(57,52,72,869)
	(61,97,42,656)	(57,51,60,869)
9	58,79,26,171	54,32,15,313
10		
	16,519	32,719
11	4,00,98,359	4,39,87,680
12	13,94,82,539	13,54,71,486
	76,75,23,588	72,27,07,198
	14,77,80,932	14,75,46,329

2

For and on behalf of the Board of Directors of
ACCESSION BUILDWELL PRIVATE LIMITED

Kumar Chand
Director
DIN-08380333

Rohit Mehta
Director
DIN-06961182

21

ACCESSION BUILDWELL PRIVATE LIMITED
STANDALONE STATEMENT OF PROFIT AND LOSS FOR THE YEAR ENDED 31 MARCH 2020
(Amount in Rupees, unless otherwise stated)

Particulars	Notes	31 March 2020	31 March 2019
Other income		-	-
Total Income		-	-
EXPENSES			
Finance costs	13	4,45,54,470	4,44,32,122
Other expenses	14	27,318	4,38,021
Total Expenses		4,45,81,788	4,48,70,143
Profit/(Loss) before tax from operations		(4,45,81,788)	(4,48,70,143)
Tax expense:			
Current tax		-	-
Profit/(Loss) for the year from operations		(4,45,81,788)	(4,48,70,143)
Other comprehensive income		-	-
Total other comprehensive income for the year, net of tax		-	-
Total comprehensive income/(loss) for the year, net of tax		(4,45,81,788)	(4,48,70,143)
Earnings per equity share:	15		
Basic		(3,981)	(4,006)
Diluted		(3,981)	(4,006)

Summary of significant accounting policies

2

The accompanying notes are an integral part of the financial statements.

As per our report of even date

For Rajeev & Ajay
Firm registration No : 009977N
Chartered Accountants

Rajeev Sabharwal
Partner
Membership No. :084833



For and on behalf of the Board of Directors of
ACCESSION BUILDWELL PRIVATE LIMITED

Kumar Chand
Kumar Chand
Director
DIN-08380333

Rohit Mehta
Rohit Mehta
Director
DIN-06961182

Place : New Delhi
Date : 24 June 2020

ACCORDION BUILDWELL PRIVATE LIMITED
BALANCE SHEET AS AT 31 MARCH 2020
(Amount in Rupees, unless otherwise stated)

	Notes	As at 31 March 2020	As at 31 March 2019
ASSETS			
Current assets			
Inventories	3	10,71,90,048	10,71,90,048
Financial assets			
Cash and cash equivalents	4	24,483	25,032
Other financial assets	5	6,95,000	6,95,000
Other current assets	6	-	-
Total Assets		10,79,09,531	10,79,10,080
EQUITY AND LIABILITIES			
Equity			
Equity share capital	7	1,00,000	1,00,000
Other equity	8	(2,51,33,565)	(2,51,21,811)
Total equity		(2,50,33,565)	(2,50,21,811)
LIABILITIES			
Current liabilities			
Financial liabilities			
Trade payables	9	-	-
-total outstanding dues of micro and small enterprises		-	-
-total outstanding dues other than micro and small enterprises		5,899	5,899
Other current liabilities	10	13,29,37,197	13,29,25,992
Total liabilities		13,29,43,096	13,29,31,891
Total Equity and Liabilities		10,79,09,531	10,79,10,080

Summary of significant accounting policies

2

The accompanying notes are an integral part of the financial statements.

As per our report of even date

For Rajeev & Ajay
Firm registration No. 009977N
Chartered Accountants
NEW DELHI
Ajay Sachdeva
Partner
Membership No. 084302

For and on behalf of the Board of Directors of
ACCORDION BUILDWELL PRIVATE LIMITED

Manish Kumar
Director
DIN-08376570

P.K. Saini
Prevesh Kumar
Director
DIN-07256929

Place : New Delhi
Date : 24 June 2020

20

ACCORDION BUILDWELL PRIVATE LIMITED
STATEMENT OF PROFIT AND LOSS FOR THE YEAR ENDED 31 MARCH 2020
(Amount in Rupees, unless otherwise stated)

Particulars	Notes	31 March 2020	31 March 2019
Revenue		-	-
Total Income		-	-
EXPENSES			
Finance costs	11	649	-
Other expenses	12	11,105	7,859
Total Expenses		11,754	7,859
(Loss) before tax from continuing operations		(11,754)	(7,859)
Tax expense:			
Current tax		-	-
(Loss) for the year from continuing operations		(11,754)	(7,859)
Other comprehensive income		-	-
Total other comprehensive income for the year, net of tax		-	-
Total comprehensive income/(loss) for the year, net of tax		(11,754)	(7,859)
Earnings per equity share:	13		
(1) Basic		(1.18)	(0.79)
(2) Diluted		(1.18)	(0.79)

Summary of significant accounting policies

2

The accompanying notes are an integral part of the financial statements.

As per our report of even date

For Rajeev & Ajay
Firm registration No. 009977N
Chartered Accountants

Ajay Sachdeva
Partner
Membership No. 984182

Place : New Delhi
Date : 24 June 2020

For and on behalf of the Board of Directors of
ACCORDION BUILDWELL PRIVATE LIMITED


Manish Kumar
Director
DIN-08376570


Prevesh Kumar
Director
DIN-07256929

ACHATES BUILDCONS PRIVATE LIMITED
BALANCE SHEET AS AT 31 MARCH 2020
(Amount in Rupees, unless otherwise stated)

ASSETS

Current assets

Financial assets

Cash and cash equivalents

Other financial assets

Other current assets

Total assets

Notes	31 March 2020	31 March 2019
3	42,751	49,300
4	36,654,786	36,658,030
5	-	-
	36,697,537	36,707,330

EQUITY AND LIABILITIES

Equity

Equity share capital

Other equity

Total equity

6	200,000	200,000
7	36,491,637	36,501,430
	36,691,637	36,701,430

LIABILITIES

Current liabilities

Financial liabilities

Trade payables

-total outstanding dues of micro and small enterprises

-total outstanding dues other than micro and small enterprises

Total liabilities

8	-	-
	5,900	5,900
	5,900	5,900

Total equity and liabilities

36,697,537	36,707,330
-------------------	-------------------

Summary of significant accounting policies

2

The accompanying notes are an integral part of the financial statements.

As per our report of even date

For MNV & CO.

Firm Reg. No.: 023682N

Chartered Accountants

Vikrant Suri

Partner

Membership No.: 505887

For and on behalf of the Board of Directors of
ACHATES BUILDCONS PRIVATE LIMITED

Kumar Chand

Kumar Chand

Director

DIN-08380333

Korada Bhavaniprasad

Korada Bhavaniprasad

Director

DIN-08129240

Place : New Delhi

Date : 24 June 2020

2M

ACHATES BUILDCONS PRIVATE LIMITED
STATEMENT OF PROFIT AND LOSS FOR THE YEAR ENDED 31 MARCH 2020
(Amount in Rupees, unless otherwise stated)

Particulars	Notes	31 March 2020	31 March 2019
Revenue		-	-
Total Income		-	-
EXPENSES			
Finance costs	9	649	445
Other expenses	10	9,144	26,034
Total Expenses		9,793	26,479
Profit/(Loss) before tax from continuing operations		(9,793)	(26,479)
Tax expense:			
Current tax		-	-
Profit/(Loss) for the year from continuing operations		(9,793)	(26,479)
Other comprehensive income		-	-
Total other comprehensive income for the year, net of tax		-	-
Total comprehensive income/(loss) for the year, net of tax		(9,793)	(26,479)
Earnings per equity share:	11		
Basic (Rs.)		(0.49)	(1.32)
Diluted (Rs.)		(0.49)	(1.32)

Summary of significant accounting policies

2

The accompanying notes are an integral part of the financial statements.

As per our report of even date

For MNV & CO.
Firm Reg. No.: 023682N
Chartered Accountants

Vikrant Suri
Partner
Membership No.: 505887

For and on behalf of the Board of Directors of
ACHATES BUILDCONS PRIVATE LIMITED

Kumar Chand
Kumar Chand
Director
DIN-08380333

Korada Bhavaniprasad
Korada Bhavaniprasad
Director
DIN-08129240

Place : New Delhi
Date : 24 June 2020

ACORN BUILDMART PRIVATE LIMITED
BALANCE SHEET AS AT 31 MARCH 2020
(Amount in Rupees, unless otherwise stated)

	Notes	As at 31 March 2020	As at 31 March 2019
ASSETS			
Current assets			
Financial assets			
Cash and cash equivalents	3	11,701	11,013
Other financial assets	4	37,135,285	37,212,145
		<u>37,146,986</u>	<u>37,223,158</u>
Total Assets		<u>37,146,986</u>	<u>37,223,158</u>
EQUITY AND LIABILITIES			
Equity			
Equity share capital	5	200,000	200,000
Other equity	6	36,923,186	37,017,258
Total equity		<u>37,123,186</u>	<u>37,217,258</u>
LIABILITIES			
Current liabilities			
Financial liabilities			
Trade payables	7	-	-
-total outstanding dues of micro and small enterprises		23,800	5,900
-total outstanding dues other than micro and small enterprises		<u>23,800</u>	<u>5,900</u>
Total liabilities		<u>23,800</u>	<u>5,900</u>
Total Equity and Liabilities		<u>37,146,986</u>	<u>37,223,158</u>

Summary of significant accounting policies

2

The accompanying notes are an integral part of the financial statements.

As per our report of even date

For MNV & CO.
Firm Reg. No.: 023682/N
Chartered Accountants

Vijayant Suri
Partner
Membership No.: 505887

For and on behalf of the Board of Directors of
ACORN BUILDMART PRIVATE LIMITED

Kumar Chand
Director
DIN- 08380333

Korada Bhavaniprasad
Director
DIN-08129240

Place : New Delhi
Date : 24 June 2020

ACORN BUILD MART PRIVATE LIMITED
STATEMENT OF PROFIT AND LOSS FOR THE YEAR ENDED 31 MARCH 2020
(Amount in Rupees, unless otherwise stated)

Particulars	Notes	31 March 2020	31 March 2019
Revenue		-	-
Total Income (I)		-	-
EXPENSES			
Finance costs	8	962	118
Other expenses	9	93,110	13,470
Total Expenses (II)		94,072	13,588
(Loss) before tax from continuing operations (I-II)		(94,072)	(13,588)
Tax expense:			
Current Tax		-	-
(Loss) for the year from continuing operations		(94,072)	(13,588)
Other comprehensive income		-	-
Total other comprehensive income for the year, net of tax		-	-
Total comprehensive income/(loss) for the year, net of tax		(94,072)	(13,588)
Earnings per equity share (computed on the basis of profit/(loss) for the year):	10		
(1) Basic		(4.70)	(0.68)
(2) Diluted		(4.70)	(0.68)

Summary of significant accounting policies

2

The accompanying notes are an integral part of the financial statements.

As per our report of even date

For MNV & CO.
Firm Reg. No.: 023682N
Chartered Accountants

Vikrant Suri
Partner
Membership No.: 505887

For and on behalf of the Board of Directors of
ACORN BUILD MART PRIVATE LIMITED

Kumar Chand
Director
DIN- 08380333

Korada Bhavaniprasad
Director
DIN-08129240

Place : New Delhi
Date : 24 June 2020

ACORN DEVELOPERS PRIVATE LIMITED
BALANCE SHEET AS AT 31 MARCH 2020
(Amount in rupees, unless otherwise stated)

ASSETS

Current assets

Financial assets

Cash and cash equivalents

Other financial assets

Other current assets

Total Assets

EQUITY AND LIABILITIES

Equity

Equity share capital

Other equity

Total equity

LIABILITIES

Current liabilities

Financial liabilities

Trade payables

-total outstanding dues of micro and small enterprises

-total outstanding dues other than micro and small enterprises

Total liabilities

Total Equity and Liabilities

Summary of significant accounting policies

The accompanying notes are an integral part of the financial statements.

As per our report of even date

For MNV & CO.

Firm Reg. No.: 023682N

Chartered Accountants

Vikrant Suri

Partner

Membership No.: 505887

Notes	As at 31 March 2020	As at 31 March 2019
3	22,473	29,041
4	26,659,952	26,663,095
5	-	-
	26,682,425	26,692,136
6	200,000	200,000
7	26,476,525	26,486,235
	26,676,525	26,686,235
8	-	-
	5,900	5,901
	5,900	5,901
	26,682,425	26,692,136

2

For and on behalf of the Board of Directors of
ACORN DEVELOPERS PRIVATE LIMITED

Sweta Maharaj
Director
DIN-08380326

Korada Bhavaniprasad
Director
DIN-08129240

Place : New Delhi
Date : 24 June 2020

m

ACORN DEVELOPERS PRIVATE LIMITED
STATEMENT OF PROFIT AND LOSS FOR THE YEAR ENDED 31 MARCH 2020
(Amount in rupees, unless otherwise stated)

Particulars	Notes	31 March 2020	31 March 2019
Revenue		-	-
Total Income (I)		-	-
EXPENSES			
Finance costs	9	667	11,140
Other expenses	10	9,043	34,469
Total Expenses (II)		9,710	45,609
(Loss) before tax from continuing operations (I-II)		(9,710)	(45,609)
Tax expense:			
Current tax		-	-
(Loss) for the year from continuing operations		(9,710)	(45,609)
Other comprehensive income		-	-
Total other comprehensive income for the year, net of tax		-	-
Total comprehensive (loss) for the year, net of tax		(9,710)	(45,609)
Earnings per equity share:	11		
(1) Basic		(0.49)	(2.28)
(2) Diluted		(0.49)	(2.28)

Summary of significant accounting policies

2

The accompanying notes are an integral part of the financial statements.

As per our report of even date

For MNV & CO.
Firm Reg. No.: 023682N
Chartered Accountants

Vikrant Suri
Partner
Membership No.: 505887

For and on behalf of the Board of Directors of
ACORN DEVELOPERS PRIVATE LIMITED

Saveta Maharaj
Director
DIN-08380326

Korada Bhavaniprasad
Director
DIN-08129240

Place : New Delhi
Date : 24 June 2020

ACTIVE PROMOTERS PRIVATE LIMITED
STANDALONE BALANCE SHEET AS AT 31 MARCH 2020
(Amount in rupees, unless otherwise stated)

	Notes	As at 31 March 2020	As at 31 March 2019
ASSETS			
Non-current assets			
Financial assets			
Investments	3	65,71,155	65,71,155
		65,71,155	65,71,155
Current assets			
Inventories	4	36,74,44,716	36,74,44,716
Financial assets			
Cash and cash equivalents	5	20,450	1,15,23,747
Other bank balances	6	7,90,043	7,17,716
Other financial assets	7	1,09,33,059	1,44,29,634
Other current assets	8	30,15,244	30,74,945
Total Assets		38,87,74,667	40,37,61,913
EQUITY AND LIABILITIES			
Equity			
Equity share capital	9	2,00,000	2,00,000
Other equity	10	(75,57,385)	(1,34,09,926)
Total equity		(73,57,385)	(1,32,09,926)
LIABILITIES			
Current liabilities			
Financial liabilities			
Trade payables	11	-	-
-total outstanding dues of micro and small enterprises		-	-
-total outstanding dues other than micro and small enterprises		2,55,100	45,83,302
Other current liabilities	12	39,58,76,952	41,23,88,537
Total liabilities		39,61,32,052	41,69,71,839
Total Equity and Liabilities		38,87,74,667	40,37,61,913

Summary of significant accounting policies

2

The accompanying notes are an integral part of the financial statements.

As per our report of even date

For Rajeev & Ajay
Firm registration No : 009977N
Chartered Accountants

Rajeev Sabharwal
Partner
Membership No : 084833



For and on behalf of the Board of Directors of
ACTIVE PROMOTERS PRIVATE LIMITED

Rohit Mehta
Director
DIN-06961182

Naveen Chaudhan
Director
DIN- 08595719

Place : New Delhi
Date : 24 June 2020

ACTIVE PROMOTERS PRIVATE LIMITED
STANDALONE STATEMENT OF PROFIT AND LOSS FOR THE YEAR ENDED 31 MARCH 2020
(Amount in rupees, unless otherwise stated)

Particulars	Notes	31 March 2020	31 March 2019
Revenue from operations	13	-	2,273
Other income	14	61,50,501	45,57,004
Total Income (I)		61,50,501	45,59,277
EXPENSES			
Finance costs	15	1,493	643
Other expenses	16	2,55,467	69,75,374
Total Expenses (II)		2,56,960	69,76,017
Profit/ (Loss) before tax from continuing operations (I-II)		58,93,541	(24,16,740)
Tax expense:			
Current tax		41,000	-
Profit/ (Loss) for the year from continuing operations		58,52,541	(24,16,740)
Other comprehensive income		-	-
Total other comprehensive income for the year, net of tax		-	-
Total comprehensive profit/ (loss) for the year, net of tax		58,52,541	(24,16,740)
Earnings per equity share:	17		
(1) Basic		292.63	(120.84)
(2) Diluted		292.63	(120.84)

Summary of significant accounting policies 2

The accompanying notes are an integral part of the financial statements.

As per our report of even date

For Rajeev & Ajay
Firm registration No : 009977N
Chartered Accountants

Rajeev Sabharwal
Partner
Membership No. : 084833



For and on behalf of the Board of Directors of
ACTIVE PROMOTERS PRIVATE LIMITED

Rohit Mehta
Director
DIN-06961182

Naveen Chauhan
Director
DIN-08595719

Place : New Delhi
Date : 24 June 2020

Active Securities Limited
Balance sheet as at 31 March 2020
(Amount in Rupees thousands, unless otherwise stated)

	Note	31 March 2020	31 March 2019
ASSETS			
Non-current assets			
Property, plant and equipment	3	-	-
Investment property	4	4,69,116.74	4,76,720.79
Financial assets			
Other financial assets	5	1,768.20	1,768.20
Non-current tax assets (net)	6	38,350.99	33,523.90
		<u>5,09,235.93</u>	<u>5,12,012.89</u>
Current assets			
Financial assets			
Trade receivable	7	61,379.73	21,168.19
Cash and cash equivalents	8	5,736.42	-
Other bank balances	9	2,872.77	2,673.05
Other current assets	10	1,587.99	1,455.18
		<u>71,576.91</u>	<u>25,296.42</u>
		<u>5,80,812.84</u>	<u>5,37,309.31</u>
EQUITY AND LIABILITIES			
Equity			
Equity share capital	11	751.00	751.00
Other equity	12	2,19,161.41	1,70,881.89
Total equity		<u>2,19,912.41</u>	<u>1,71,632.89</u>
LIABILITIES			
Non-current liabilities			
Deferred tax liabilities (net)	13	21,486.77	11,727.87
		<u>21,486.77</u>	<u>11,727.87</u>
Current liabilities			
Financial liabilities			
Borrowings	14	3,30,712.03	3,40,219.14
Trade payables	15	-	-
-total outstanding dues of micro and small enterprises		4,633.62	6,130.10
-total outstanding dues other than micro and small enterprises		2,669.19	5,412.29
Other financial liabilities	16	1,398.82	2,187.02
Other current liabilities	17	-	-
		<u>3,60,900.43</u>	<u>3,65,676.42</u>
		<u>5,80,812.84</u>	<u>5,37,309.31</u>

Summary of significant accounting policies

2

The accompanying notes are an integral part of the financial statements.

This is the balance sheet referred to in our report of ever date.

For Walker Chandio & Co LLP
Chartered Accountants
Firm's Registration No.: 001076N/N500013

Manish Agrawal
Partner
Membership No. 507000



For and on behalf of the Board of Directors of
Active Securities Limited

Shishir Lal
Director
DIN-02210170

Kul Bhushan
Director
DIN- 08129099

Place : Ghaziabad
Date : 24 June 2020

Place : Gurugram
Date : 24 June 2020

Place : Gurugram
Date : 24 June 2020

Active Securities Limited

Statement of profit and loss for the year ended 31 March 2020
(Amount in Rupees thousands, unless otherwise stated)

	Note	31 March 2020	31 March 2019
Income			
Revenue from operations	18	1,03,281.96	80,349.10
Other income	19	3,348.37	696.14
		<u>1,06,630.33</u>	<u>81,045.24</u>
Expenses			
Depreciation expense	20	7,604.05	10,091.28
Finance costs	21	652.17	216.04
Other expenses	22	28,706.09	26,933.15
		<u>36,962.31</u>	<u>37,240.47</u>
Profit before tax		<u>69,668.02</u>	<u>43,804.16</u>
Tax expense:	23		
Current tax		15,582.30	9,017.41
Deferred tax charge		5,805.60	3,436.79
Profit for the year		<u>48,280.12</u>	<u>31,349.96</u>
Other comprehensive income		-	-
Other comprehensive income for the year, net of tax		-	-
Total comprehensive income for the year, net of tax		<u>48,280.12</u>	<u>31,349.96</u>
Earnings per equity share:	24		
Basic (Rs.)		642.88	417.44
Diluted (Rs.)		642.88	417.44

Summary of significant accounting policies

2

The accompanying notes are an integral part of the financial statements.

This is the statement of profit and loss referred to in our report of even date.

For Walker Chandiok & Co LLP

Chartered Accountants


Firm's Registration No.: 001076N/N500013

Manish Agrawal

Manish Agrawal

Partner

Membership No. 507000



For and on behalf of the Board of Directors of
Active Securities Limited



Shishir Lal

Shishir Lal

Director

DIN-02210170

Kul Bhushan

Kul Bhushan

Director

DIN- 08129099

Place : Ghaziabad

Date : 24 June 2020

Place : Gurugram

Date : 24 June 2020

Place : Gurugram

Date : 24 June 2020

ACUTECH ESTATES PRIVATE LIMITED
BALANCE SHEET AS AT 31 MARCH 2020
(Amount in Rupees, unless otherwise stated)

	Notes	As at 31 March 2020	As at 31 March 2019
ASSETS			
Current assets			
Inventories	3	31,43,93,114	31,43,93,114
Financial assets			
Cash and cash equivalents	4	24,004	14,553
Other current assets	5	-	-
Total Assets		31,44,17,118	31,44,07,667
EQUITY AND LIABILITIES			
Equity			
Equity share capital	6	10,00,000	10,00,000
Other equity	7	(3,71,109)	(3,60,104)
Total equity		6,28,891	6,39,896
LIABILITIES			
Current liabilities			
Financial liabilities			
Trade payables	8	-	-
-total outstanding dues of micro and small enterprises		5,900	5,900
-total outstanding dues other than micro and small enterprises	9	31,37,82,327	31,37,61,871
Other current liabilities		-	-
Total Equity and Liabilities		31,44,17,118	31,44,07,667

Summary of significant accounting policies

2

The accompanying notes are an integral part of the financial statements.

As per our report of even date

For Rajeev & Ajay
Firm registration No : 009977N
Chartered Accountants

Rajeev Sabharwal
Partner
Membership No. :084833



Place : New Delhi
Date : 24 June 2020

For and on behalf of the Board of Directors of
ACUTECH ESTATES PRIVATE LIMITED

Praveen Kumar Madan
Director
DIN-08595762

Sweta Maharaj
Director
DIN-08380326

20

ACUTECH ESTATES PRIVATE LIMITED
STATEMENT OF PROFIT AND LOSS FOR THE YEAR ENDED 31 MARCH 2020
(Amount in Rupees, unless otherwise stated)

Particulars	Notes	31 March 2020	31 March 2019
Revenue		-	-
Total Income		-	-
EXPENSES			
Finance costs	10	649	118
Other expenses	11	10,356	12,846
Total Expenses		11,005	12,964
Profit/(Loss) before tax from continuing operations		(11,005)	(12,964)
Tax expense:			
Current tax		-	-
Profit/(Loss) for the year from continuing operations		(11,005)	(12,964)
Other comprehensive income		-	-
Total other comprehensive income for the year, net of tax		-	-
Total comprehensive income for the year, net of tax		(11,005)	(12,964)
Earnings per equity share:	12		
(1) Basic		(0.11)	(0.13)
(2) Diluted		(0.11)	(0.13)
Summary of significant accounting policies	2		

The accompanying notes are an integral part of the financial statements.

As per our report of even date

For Rajeev & Ajny
Firm registration No : 009977N
Chartered Accountants

Rajeev Sabharwal
Partner
Membership No. :084833



Place : New Delhi
Date : 24 June 2020

For and on behalf of the Board of Directors of
ACUTECH ESTATES PRIVATE LIMITED

Praveen Kumar Madan
Director
DIN-08595762

Sweta Maharaj
Director
DIN-08380326

ADZE PROPERTIES PRIVATE LIMITED
BALANCE SHEET AS AT 31 MARCH 2020
(Amount in Rupees, unless otherwise stated)

ASSETS

Current assets

Inventories

Financial assets

Cash and cash equivalents

Other current assets

Total Assets

EQUITY AND LIABILITIES

Equity

Equity share capital

Other equity

Total equity

LIABILITIES

Current liabilities

Financial liabilities

Trade payables

-total outstanding dues of micro and small enterprises

-total outstanding dues other than micro and small enterprises

Other current liabilities

Total liabilities

Total Equity and Liabilities


Summary of significant accounting policies

The accompanying notes are an integral part of the financial statements.

As per our report of even date

For Rajeev & Ajay
Firm registration No. 009977N
Chartered Accountants

Rajeev Babbarwal
Partner
Membership No. :084833



Place : New Delhi
Date : 24 June 2020

Notes	As at 31 March 2020	As at 31 March 2019
3	8,44,08,287	8,44,08,287
4	22,999	12,315
5	-	-
	8,44,31,286	8,44,20,602
6	1,00,000	1,00,000
7	(14,60,995)	(11,19,436)
	(13,60,995)	(10,19,436)
8	-	-
	5,900	6,695
9	8,57,86,381	8,54,33,343
	8,57,92,281	8,54,40,038
	8,44,31,286	8,44,20,602

2

For and on behalf of the Board of Directors of
ADZE PROPERTIES PRIVATE LIMITED

Kamal Malik
Director
DIN-08129137

Chandran Singh
Director
DIN-08129090

3m

ADZE PROPERTIES PRIVATE LIMITED
STATEMENT OF PROFIT AND LOSS FOR THE YEAR ENDED 31 MARCH 2020
(Amount in Rupees, unless otherwise stated)

	Notes	31 March 2020	31 March 2019
Other income	10	800	-
Total Income		800	-
EXPENSES			
Finance costs	11	667	136
Other expenses	12	3,41,692	87,393
Total Expenses		3,42,359	87,529
Profit/(Loss) before tax from continuing operations		(3,41,559)	(87,529)
Tax expense:			
Current tax		-	-
Profit/(Loss) for the year from continuing operations		(3,41,559)	(87,529)
Other comprehensive income		-	-
Total other comprehensive income for the year, net of tax		-	-
Total comprehensive income for the year, net of tax		(3,41,559)	(87,529)
Earnings per equity share:	13		
(1) Basic		(34.16)	(8.75)
(2) Diluted		(34.16)	(8.75)

Summary of significant accounting policies

2

The accompanying notes are an integral part of the financial statements.

As per our report of even date

For Rajeev & Ajay
Firm registration No : 009972
Chartered Accountants
Rajeev Subharwal
Partner
Membership No. :084833



For and on behalf of the Board of Directors of
ADZE PROPERTIES PRIVATE LIMITED

Kamal Malik
Director
DIN-08129137

Chaitan Singh
Director
DIN-08129090

Place : New Delhi
Date : 24 June 2020

ALLIED REALTY PRIVATE LIMITED
BALANCE SHEET AS AT 31 MARCH 2020
(Amount in Rupees, unless otherwise stated)

ASSETS

Current assets

Inventories

Total assets

Notes	31 March 2020	31 March 2019
3	80,18,87,092	80,13,69,142
	80,18,87,092	80,13,69,142

EQUITY AND LIABILITIES

Equity

Equity share capital

Other equity

Total equity

4	1,00,000	1,00,000
5	(79,02,047)	(67,28,085)
	(78,02,047)	(66,28,085)

LIABILITIES

Current liabilities

Financial liabilities

Trade payables

-total outstanding dues of micro and small enterprises

-total outstanding dues other than micro and small enterprises

Other financial liabilities

Other current liabilities

Total liabilities

6	-	-
	7,72,800	6,00,901
7	6,38,126	2,02,662
8	80,82,78,213	80,71,93,664
	80,96,89,139	80,79,97,227

Total equity and liabilities

80,18,87,092	80,13,69,142
---------------------	---------------------

Summary of significant accounting policies

2

The accompanying notes are an integral part of the financial statements.

As per our report of even date

For MNV & CO.

Firm Reg. No.: 023682N

Chartered Accountants

Vikrant Suri

Partner

Membership No.: 505887

For and on behalf of the Board of Directors of
ALLIED REALTY PRIVATE LIMITED

Vincent

Director

DIN- 08129156

Chandan Singh

Director

DIN-08129090

Place : New Delhi

Date : 24 June 2020

374

ALLIED REALTY PRIVATE LIMITED
STATEMENT OF PROFIT AND LOSS FOR THE YEAR ENDED 31 MARCH 2020
(Amount in Rupees, unless otherwise stated)

Particulars	Notes	31 March 2020	31 March 2019
Revenue		-	-
Total Income		-	-
EXPENSES			
Finance costs	9	703	881
Other expenses	10	11,73,259	16,14,811
Total Expenses		11,73,962	16,15,692
Profit/(Loss) before tax from continuing operations		(11,73,962)	(16,15,692)
Tax expense:			
Current tax		-	-
Profit/(Loss) for the year from continuing operations		(11,73,962)	(16,15,692)
Other comprehensive income		-	-
Total other comprehensive income for the year, net of tax		-	-
Total comprehensive income for the year, net of tax		(11,73,962)	(16,15,692)
Earnings per equity share:	11		
Basic (Rs.)		(117.40)	(161.57)
Diluted (Rs.)		(117.40)	(161.57)

Summary of significant accounting policies 2


The accompanying notes are an integral part of the financial statements.


As per our report of even date

For MNV & CO.
Firm Reg. No.: 023682N
Chartered Accountants

Vikram Suri
Partner
Membership No.: 505887

For and on behalf of the Board of Directors of
ALLIED REALTY PRIVATE LIMITED


Vincent
Director
DIN- 08129156


Chandan Singh
Director
DIN-08129090

Place : New Delhi
Date : 24 June 2020

ALPINE BUILDCON PRIVATE LIMITED
BALANCE SHEET AS AT 31 MARCH 2020
(Amount in Rupees, unless otherwise stated)

	Notes	As at 31 March 2020	As at 31 March 2019
ASSETS			
Current assets			
Inventories	3	13,12,06,046	13,12,06,046
Financial assets			
Cash and cash equivalents	4	24,434	16,983
Total Assets		13,12,30,480	13,12,23,029
EQUITY AND LIABILITIES			
Equity			
Equity share capital	5	10,00,000	10,00,000
Other equity	6	(10,61,094)	(10,50,732)
Total equity		(61,094)	(50,732)
LIABILITIES			
Current liabilities			
Financial liabilities			
Trade payables	7		
-total outstanding dues of micro and small enterprises			
-total outstanding dues other than micro and small enterprises		5,900	5,901
Other current liabilities	8	13,12,85,674	13,12,67,860
Total liabilities		13,12,91,574	13,12,73,761
Total Equity and Liabilities		13,12,30,480	13,12,23,029

Summary of significant accounting policies

2

The accompanying notes are an integral part of the financial statements.

As per our report of even date

For Rajeev & Ajay
Firm registration No : 089977N
Chartered Accountants

Rajeev Sabharwal
Partner
Membership No. :084833



Place : New Delhi
Date : 24 June 2020

For and on behalf of the Board of Directors of
ALPINE BUILDCON PRIVATE LIMITED

Kamal Bajaj
Director
DIN-06713913

Sweta Maharaj
Director
DIN-08380326

20

ALPINE BUILDCON PRIVATE LIMITED
STATEMENT OF PROFIT AND LOSS FOR THE YEAR ENDED 31 MARCH 2020
(Amount in Rupees, unless otherwise stated)

	Notes	31 March 2020	31 March 2019
Revenue		-	-
Total Income		-	-
EXPENSES			
Finance costs	9	649	89
Other expenses	10	9,713	29,939
Total Expenses		10,362	30,028
Profit/(Loss) before tax from continuing operations		(10,362)	(30,028)
Tax expense			
Current tax		-	-
Profit/(Loss) for the year from continuing operations		(10,362)	(30,028)
Other comprehensive income		-	-
Total other comprehensive income for the year, net of tax		-	-
Total comprehensive income/(loss) for the year, net of tax		(10,362)	(30,028)
Earnings per equity share:	11		
(1) Basic		(0.10)	(0.30)
(2) Diluted		(0.10)	(0.30)

Summary of significant accounting policies

2

The accompanying notes are an integral part of the financial statements.

As per our report of even date

For Rajeev & Ajay
Firm registration No. 009977N
Chartered Accountants

Rajeev Sabharwal
Partner
Membership No. :084833



Place : New Delhi
Date : 24 June 2020

For and on behalf of the Board of Directors of
ALPINE BUILDCON PRIVATE LIMITED

Kamal Bajaj
Kamal Bajaj
Director
DIN-06713913

Sweta
Sweta Maharaj
Director
DIN-08380326

AMAR GYAN DEVELOPMENTS PRIVATE LIMITED
BALANCE SHEET AS AT 31 MARCH 2020
(Amount in rupees, unless otherwise stated)

	Notes	As at 31 March 2020	As at 31 March 2019
ASSETS			
Current assets			
Inventories	3	16,43,95,267	16,43,95,267
Financial assets			
Cash and cash equivalents	4	17,757	24,306
Other financial assets	5	4,29,656	8,42,297
Other current assets	6	5,33,810	5,33,810
Total assets		16,53,76,490	16,57,95,680
EQUITY AND LIABILITIES			
Equity			
Equity share capital	7	1,00,000	1,00,000
Other equity	8	10,52,698	10,63,313
Total equity		11,52,698	11,63,313
LIABILITIES			
Current liabilities			
Financial liabilities			
Trade payables	9	-	-
-total outstanding dues of micro and small enterprises		-	-
-total outstanding dues other than micro and small enterprises		5,900	5,901
Other current liabilities	10	16,42,17,892	16,46,26,466
Total liabilities		16,42,23,792	16,46,32,367
Total equity and liabilities		16,53,76,490	16,57,95,680


Summary of significant accounting policies

2

The accompanying notes are an integral part of the financial statements.

As per our report of even date

For MNV & CO.
Firm Reg. No.: 023682N
Chartered Accountants



Nishu Mittal
Partner
Membership No.: 095371



Place : New Delhi
Date : 24 June 2020

For and on behalf of the Board of Directors of
AMAR GYAN DEVELOPMENTS PRIVATE LIMITED


Suman Jain
Director
DIN- 08385675


Vibhu Goyal
Director
DIN- 07807106

AMAR GYAN DEVELOPMENTS PRIVATE LIMITED
STATEMENT OF PROFIT AND LOSS FOR THE YEAR ENDED 31 MARCH 2020
(Amount in rupees, unless otherwise stated)


Particulars	Notes	31 March 2020	31 March 2019
Revenue		-	-
Total Income		-	-
EXPENSES			
Finance costs	11	649	610
Other expenses	12	9,966	2,38,379
Total Expenses		10,615	2,38,989
(Loss) before tax from continuing operations		(10,615)	(2,38,989)
Tax expense:			
Current tax		-	-
(Loss) for the year from continuing operations		(10,615)	(2,38,989)
Other comprehensive income		-	-
Total other comprehensive income for the year, net of tax		-	-
Total comprehensive (loss) for the year, net of tax		(10,615)	(2,38,989)
Earnings per equity share:	13		
(1) Basic		(0.11)	(2.39)
(2) Diluted		(0.11)	(2.39)

Summary of significant accounting policies

2

The accompanying notes are an integral part of the financial statements.

As per our report of even date


For MNV & CO.
Firm Reg. No.: 023682N
Chartered Accountants

Nitish Mittal
Partner
Membership No.: 095371



Place : New Delhi
Date : 24 June 2020

For and on behalf of the Board of Directors of
AMAR GYAN DEVELOPMENTS PRIVATE LIMITED


Suman Jain
Director
DIN- 08385675


Vibha Goyal
Director
DIN- 07807106

21

AMARDEEP BUILDCON PRIVATE LIMITED
BALANCE SHEET AS AT 31 MARCH 2020
(Amount in rupees, unless otherwise stated)

	Notes	As at 31 March 2020	As at 31 March 2019
ASSETS			
Current assets			
Inventories	3	389,555,846	389,555,846
Financial assets			
Cash and cash equivalents	4	22,334	-
Other financial assets	5	18,769,496	19,003,382
Other current assets	6	308,301	308,301
Total Assets		408,655,977	408,867,529
EQUITY AND LIABILITIES			
Equity			
Equity share capital	7	100,000	100,000
Other equity	8	(7,116,907)	(7,107,114)
Total equity		(7,016,907)	(7,007,114)
LIABILITIES			
Current liabilities			
Financial liabilities			
Trade payables	9	5,900	5,900
Other financial liabilities	10	-	6,118
Other current liabilities	11	415,666,984	415,862,625
Total liabilities		415,672,884	415,874,643
Total Equity and Liabilities		408,655,977	408,867,529

Summary of significant accounting policies

2

The accompanying notes are an integral part of the financial statements.

As per our report of even date

For MNV & CO.
Firm Registration No.: 023682N
Chartered Accountants


Nitish Mittal

Partner

Membership No.: 095371

For and on behalf of the Board of Directors of
AMARDEEP BUILDCON PRIVATE LIMITED


Sweta Maharaj
Director
DIN- 08380326


Shishir Lal
Director
DIN-02210170

Place : New Delhi
Date : 24 June 2020



AMARDEEP BUILDCON PRIVATE LIMITED
STATEMENT OF PROFIT AND LOSS FOR THE YEAR ENDED 31 MARCH 2020
(Amount in rupees, unless otherwise stated)

Particulars	Notes	31 March 2020	31 March 2019
Other income	12	-	120,276
Total Income		-	120,276
EXPENSES			
Finance costs	13	649	223
Other expenses	14	9,144	7,962
Total Expenses		9,793	8,185
Profit/(loss) before tax from continuing operations		(9,793)	112,091
Tax expense:			
Current tax		-	29,144
Profit/(Loss) for the year from continuing operations		(9,793)	82,947
Other comprehensive income		-	-
Total other comprehensive income for the year, net of tax		-	-
Total comprehensive income/(loss) for the year, net of tax		(9,793)	82,947
Earnings per equity share:	15		
(1) Basic		(0.10)	0.83
(2) Diluted		(0.10)	0.83

Summary of significant accounting policies

2

The accompanying notes are an integral part of the financial statements.

As per our report of even date

For MNV & CO.

Firm Registration No.: 023682N
Chartered Accountants



Nidish Mittal

Partner

Membership No.: 095371

For and on behalf of the Board of Directors of
AMARDEEP BUILDCON PRIVATE LIMITED



Sweta Maharaj

Director

DIN- 08380326



Shishir Lal

Director

DIN-02210170

Place : New Delhi

Date : 24 June 2020

APARAJIT PROMOTERS PRIVATE LIMITED
BALANCE SHEET AS AT 31 MARCH 2020
(Amount in Rupees, unless otherwise stated)

	Notes	As at 31 March 2020	As at 31 March 2019
ASSETS			
Current assets			
Financial assets			
Cash and cash equivalents	3	23,989	24,538
Other financial assets	4	7,84,51,162	7,84,60,167
Total Assets		7,84,75,151	7,84,84,705
EQUITY AND LIABILITIES			
Equity			
Equity share capital	5	10,90,000	10,90,000
Other equity	6	7,73,79,250	7,73,88,804
Total equity		7,84,69,250	7,84,78,804
LIABILITIES			
Current liabilities			
Financial liabilities			
Trade payables	7	-	-
-total outstanding dues of micro and small enterprises		5,901	5,901
-total outstanding dues other than micro and small enterprises		-	-
Total liabilities		5,901	5,901
Total Equity and Liabilities		7,84,75,151	7,84,84,705

Summary of significant accounting policies

2

The accompanying notes are an integral part of the financial statements.

As per our report of even date

For Rajeev & Ajay
Firm registration No : 009977
Chartered Accountants

Rajeev Saharwal
Partner
Membership No. :084833



For and on behalf of the Board of Directors of
APARAJIT PROMOTERS PRIVATE LIMITED

Navneet
Navneet Kaur
Director
DIN-08324165

Sweta
Sweta Mahanaj
Director
DIN-08380326

Place : New Delhi
Date : 24 June 2020

APARAJIT PROMOTERS PRIVATE LIMITED
STATEMENT OF PROFIT AND LOSS FOR THE YEAR ENDED 31 MARCH 2020
(Amount in Rupees, unless otherwise stated)

	Notes	31 March 2020	31 March 2019
Other income	8	-	1,730
Total Income		-	1,730
EXPENSES			
Finance costs	9	649	-
Other expenses	10	8,905	11,391
Total Expenses		9,554	11,391
(Loss) before tax from continuing operations		(9,554)	(9,661)
Tax expense:			
Current tax		-	-
(Loss) for the year from continuing operations		(9,554)	(9,661)
Other comprehensive income		-	-
Total other comprehensive income for the year, net of tax		-	-
Total comprehensive income/(loss) for the year, net of tax		(9,554)	(9,661)
Earnings per equity share:	11		
(1) Basic		(0.09)	(0.09)
(2) Diluted		(0.09)	(0.09)
Summary of significant accounting policies	2		

The accompanying notes are an integral part of the financial statements.

As per our report of even date

For Rajeev & Ajay
Firm registration No : 0097774
Chartered Accountants

Rajeev Sabharwal
Partner
Membership No. : 084833



For and on behalf of the Board of Directors of
APARAJIT PROMOTERS PRIVATE LIMITED

Navneet Kaur
Director
DIN-08324165

Sweta Maharaj
Director
DIN-08380326

Place : New Delhi
Date : 24 June 2020

ARCHIT PROMOTERS PRIVATE LIMITED
BALANCE SHEET AS AT 31 MARCH 2020
(Amount in Rupees, unless otherwise stated)

	Notes	As at 31 March 2020	As at 31 March 2019
ASSETS			
Current assets			
Inventories	3	21,50,01,909	21,50,01,909
Financial assets			
Cash and cash equivalents	4	24,095	16,644
Total Assets		21,50,26,004	21,50,18,553
EQUITY AND LIABILITIES			
Equity			
Equity share capital	5	10,00,000	10,00,000
Other equity	6	(7,23,688)	(7,13,326)
Total equity		2,76,312	2,86,674
LIABILITIES			
Current liabilities			
Financial liabilities			
Trade payables	7	-	-
-total outstanding dues of micro and small enterprises		5,900	5,900
-total outstanding dues other than micro and small enterprises			
Other current liabilities	8	21,47,43,792	21,47,25,979
Total liabilities		21,47,49,692	21,47,31,879
Total Equity and Liabilities		21,50,26,004	21,50,18,553

Summary of significant accounting policies

2

The accompanying notes are an integral part of the financial statements.

As per our report of even date

For Rajeev & Ajay
Firm registration No : 00992
Chartered Accountants

Rajeev Sabharwal
Partner
Membership No. : 084833



For and on behalf of the Board of Directors of
ARCHIT PROMOTERS PRIVATE LIMITED

Ramesh Khulbe
Director
DIN-07109071

Sweta Maharaj
Director
DIN-08380326

Place : New Delhi
Date : 24 June 2020

70

ARCHIT PROMOTERS PRIVATE LIMITED
STATEMENT OF PROFIT AND LOSS FOR THE YEAR ENDED 31 MARCH 2020
(Amount in Rupees, unless otherwise stated)

	Notes	31 March 2020	31 March 2019
Revenue		-	-
Total Income		-	-
EXPENSES			
Finance costs	9	649	118
Other expenses	10	9,713	29,522
Total Expenses		10,362	29,640
Profit/(Loss) before tax from continuing operations		(10,362)	(29,640)
Tax expense:			
Current tax		-	-
Profit/(Loss) for the year from continuing operations		(10,362)	(29,640)
Other comprehensive income		-	-
Total other comprehensive income for the year, net of tax		-	-
Total comprehensive income/(loss) for the year, net of tax		(10,362)	(29,640)
Earnings per equity share:	11		
(1) Basic		(0.10)	(0.30)
(2) Diluted		(0.10)	(0.30)

Summary of significant accounting policies

2

The accompanying notes are an integral part of the financial statements.

As per our report of even date

For Rajeev & Ajay

Firm registration No : 009977

Chartered Accountants

Rajeev Sabharwal

Partner

Membership No. : 084833



For and on behalf of the Board of Directors of
ARCHIT PROMOTERS PRIVATE LIMITED

Ramesh Khulbe
 Director
 DIN-07109071

Sweta Maharaj
 Director
 DIN-08380326

Place : New Delhi

Date : 24 June 2020

ARDOR CONBUILD PRIVATE LIMITED
BALANCE SHEET AS AT 31 MARCH 2020
(Amount in Rupees, unless otherwise stated)

	Notes	As at 31 March 2020	As at 31 March 2019
ASSETS			
Current assets			
Inventories	3	46,87,461	46,87,461
Financial assets			
Cash and cash equivalents	4	23,881	14,430
Total Assets		47,11,342	47,01,891
EQUITY AND LIABILITIES			
Equity			
Equity share capital	5	1,00,000	1,00,000
Other equity	6	(2,67,083)	(2,57,798)
Total equity		(1,67,083)	(1,57,798)
LIABILITIES			
Current liabilities			
Financial liabilities			
Trade payables	7		
-total outstanding dues of micro and small enterprises			
-total outstanding dues other than micro and small enterprises		5,900	5,900
Other current liabilities	8	48,72,526	48,53,789
Total liabilities		48,78,426	48,59,689
Total Equity and Liabilities		47,11,342	47,01,891

Summary of significant accounting policies 2

The accompanying notes are an integral part of the financial statements.

As per our report of even date

For Rajeev & Ajay
Firm registration No: 009977N
Chartered Accountants

Rajeev Sabharwal
Partner
Membership No. :084833



For and on behalf of the Board of Directors of
ARDOR CONBUILD PRIVATE LIMITED

Sweta Maharaj
Director
DIN-08380326

Balmukund Singh
Director
DIN-08293706

Place : New Delhi
Date : 24 June 2020

20

ARDOR CONBUILD PRIVATE LIMITED
STATEMENT OF PROFIT AND LOSS FOR THE YEAR ENDED 31 MARCH 2020
(Amount in Rupees, unless otherwise stated)

	Notes	31 March 2020	31 March 2019
Revenue		-	-
Total Income		-	-
EXPENSES			
Finance costs	9	649	118
Other expenses	10	8,636	8,172
Total Expenses		9,285	8,290
Profit/(Loss) before tax from continuing operations		(9,285)	(8,290)
Tax expense:			
Current tax		-	-
Profit/(Loss) for the year from continuing operations		(9,285)	(8,290)
Other comprehensive income		-	-
Total other comprehensive income for the year, net of tax		-	-
Total comprehensive income/(loss) for the year, net of tax		(9,285)	(8,290)
Earnings per equity share:	11		
(1) Basic		(0.93)	(0.83)
(2) Diluted		(0.93)	(0.83)

Summary of significant accounting policies

2

The accompanying notes are an integral part of the financial statements.

As per our report of even date

For Rajeev & Ajay
Firm registration No : 009977N
Chartered Accountants

Rajeev Sabharwal
Partner
Membership No. : 084833



For and on behalf of the Board of Directors of
ARDOR CONBUILD PRIVATE LIMITED

Sweta
Sweta Maharaj
Director
DIN-08380326

Balmukund Singh
Director
DIN-08293706

Place : New Delhi
Date : 24 June 2020

ARMA BUILDMORE PRIVATE LIMITED
BALANCE SHEET AS AT 31 MARCH 2020
(Amount in Rupees, unless otherwise stated)

	Notes	As at 31 March 2020	As at 31 March 2019
ASSETS			
Current assets			
Inventories	3	7,18,83,945	7,18,83,945
Financial assets			
Cash and cash equivalents	4	23,618	14,167
Total Assets		7,19,07,563	7,18,98,112
EQUITY AND LIABILITIES			
Equity			
Equity share capital	5	1,00,000	1,00,000
Other equity	6	(11,44,301)	(11,32,307)
Total equity		(10,44,301)	(10,32,307)
LIABILITIES			
Current liabilities			
Financial liabilities			
Trade payables	7		
-total outstanding dues of micro and small enterprises			
-total outstanding dues other than micro and small enterprises		5,901	5,901
Other current liabilities	8	7,29,45,963	7,29,24,518
Total liabilities		7,29,51,864	7,29,30,419
Total Equity and Liabilities		7,19,07,563	7,18,98,112
Summary of significant accounting policies	2		

The accompanying notes are an integral part of the financial statements.

As per our report of even date

For Rajeev & Ajay
Firm registration No. 009977N
Chartered Accountants

Rajeev Sahharwal
Partner
Membership No. : 084833



For and on behalf of the Board of Directors of
ARMA BUILDMORE PRIVATE LIMITED

Navneet Kaur
Director
DIN-08324165

Manish Kumar
Director
DIN-08376582

Place : New Delhi
Date : 24 June 2020

m

ARMA BUILDMORE PRIVATE LIMITED
STATEMENT OF PROFIT AND LOSS FOR THE YEAR ENDED 31 MARCH 2020
(Amount in Rupees, unless otherwise stated)

	Notes	31 March 2020	31 March 2019
Other Income		-	-
Total Income		-	-
EXPENSES			
Finance costs	9	649	826
Other expenses	10	11,345	8,484
Total Expenses		11,994	9,310
Profit/(Loss) before tax from continuing operations		(11,994)	(9,310)
Tax expense:			
Current tax		-	-
Profit/(Loss) for the year from continuing operations		(11,994)	(9,310)
Other comprehensive income		-	-
Total other comprehensive income for the year, net of tax		-	-
Total comprehensive income/(loss) for the year, net of tax		(11,994)	(9,310)
Earnings per equity share:	11		
(1) Basic		(1.20)	(0.93)
(2) Diluted		(1.20)	(0.93)

Summary of significant accounting policies

2

The accompanying notes are an integral part of the financial statements.

As per our report of even date

For Rajeev & Ajay
Firm registration No. 009977N
Chartered Accountants

Rajeev Sahharwal
Partner
Membership No. : 084833



For and on behalf of the Board of Directors of
ARMA BUILDMORE PRIVATE LIMITED

Navneet Kaur
Director
DIN-08324165

Manish Kumar
Director
DIN-08376582

Place : New Delhi
Date : 24 June 2020

ARMAN PROMOTERS PRIVATE LIMITED
BALANCE SHEET AS AT 31 MARCH 2020
(Amount in rupees, unless otherwise stated)

	Notes	As at 31 March 2020	As at 31 March 2019
ASSETS			
Current assets			
Inventories	3	69,260,166	69,260,166
Financial assets			
Cash and cash equivalents	4	19,661	810,000
Other bank balances	5	552,531	552,531
Other financial assets	6	60,447	504,790
Other current assets	7	753,908	778,818
Total Assets		70,646,713	71,906,305
EQUITY AND LIABILITIES			
Equity			
Equity share capital	8	100,000	100,000
Other equity	9	6,124,971	6,105,201
Total equity		6,224,971	6,205,201
LIABILITIES			
Current liabilities			
Financial liabilities			
Trade payables	10	-	-
-total outstanding dues of micro and small enterprises		5,901	5,901
-total outstanding dues other than micro and small enterprises		-	-
Other current liabilities	11	64,415,841	65,695,203
Total liabilities		64,421,742	65,701,104
Total Equity and Liabilities		70,646,713	71,906,305

Summary of significant accounting policies

2

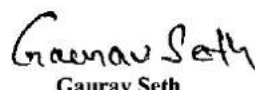
The accompanying notes are an integral part of the financial statements.

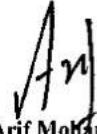
As per our report of even date

For MNV & CO.
Firm registration No.: 023682N
Chartered Accountants

Vikram Suri
Partner
Membership No.: 505887

For and on behalf of the Board of Directors of
ARMAN PROMOTERS PRIVATE LIMITED


Gaurav Seth
Director
DIN- 08129148


Arif Mohamad
Director
DIN-07119219

Place : New Delhi
Date : 24 June 2020

IM

ARMAN PROMOTERS PRIVATE LIMITED
STATEMENT OF PROFIT AND LOSS FOR THE YEAR ENDED 31 MARCH 2020
(Amount in rupees, unless otherwise stated)

Particulars	Notes	31 March 2020	31 March 2019
Other income	12	35,455	212,482
Total Income		35,455	212,482
EXPENSES			
Finance costs	13	649	131
Other expenses	14	8,336	880,220
Total Expenses		8,985	880,351
Profit/ (Loss) before tax from continuing operations		26,470	(667,868)
Tax expense:			
Current tax		6,700	-
Profit/ (Loss) for the year from continuing operations		19,770	(667,868)
Other comprehensive income		-	-
Total other comprehensive income for the year, net of tax		-	-
Total comprehensive profit/ (loss) for the year, net of tax		19,770	(667,868)
Earnings per equity share:	15		
(1) Basic		1.98	(66.79)
(2) Diluted		1.98	(66.79)

Summary of significant accounting policies

2

The accompanying notes are an integral part of the financial statements.

As per our report of even date

For MNV & CO.
Firm registration No.: 023682N
Chartered Accountants

Vikrant Suri
Partner
Membership No.: 505887

For and on behalf of the Board of Directors of
ARMAN PROMOTERS PRIVATE LIMITED


Gaurav Seth
Director
DIN- 08129148


Arif Mohiuddin
Director
DIN-07119219

Place : New Delhi
Date : 24 June 2020

ARMOUR PROPERTIES PRIVATE LIMITED
BALANCE SHEET AS AT 31 MARCH 2020
(Amount in rupees, unless otherwise stated)

	Notes	As at 31 March 2020	As at 31 March 2019
ASSETS			
Current assets			
Inventories	3	2,98,92,043	2,98,92,043
Financial assets			
Cash and cash equivalents	4	24,938	14,488
Other current assets	5	-	-
Total Assets		2,99,16,981	2,99,06,531
EQUITY AND LIABILITIES			
Equity			
Equity share capital	6	1,00,000	1,00,000
Other equity	7	7,77,859	7,86,841
Total equity		8,77,859	8,86,841
LIABILITIES			
Current liabilities			
Financial liabilities			
Trade payables	8	-	-
-total outstanding dues of micro and small enterprises		5,899	5,901
-total outstanding dues other than micro and small enterprises		-	-
Other current liabilities	9	2,90,33,223	2,90,13,789
Total liabilities		2,90,39,122	2,90,19,690
Total Equity and Liabilities		2,99,16,981	2,99,06,531

Summary of significant accounting policies

2

The accompanying notes are an integral part of the financial statements.

As per our report of even date

For Rajeev & Ajay
Firm registration No : 009977N
Chartered Accountants

Rajeev Sabharwal
Partner
Membership No. : 084833



For and on behalf of the Board of Directors of
ARMOUR PROPERTIES PRIVATE LIMITED

Purushottam Grover
Director
DIN-08315022

Vineet
Director
DIN-08129156

Place : New Delhi
Date : 24 June 2020

ARMOUR PROPERTIES PRIVATE LIMITED
STATEMENT OF PROFIT AND LOSS FOR THE YEAR ENDED 31 MARCH 2020
(Amount in rupees, unless otherwise stated)

Particulars	Notes	31 March 2020	31 March 2019
Other income		-	-
Total Income (I)		-	-
EXPENSES			
Finance costs	10	649	118
Other expenses	11	8,333	9,726
Total Expenses (II)		8,982	9,844
(Loss) before tax from continuing operations (I-II)		(8,982)	(9,844)
Tax expense:			
Current tax		-	-
(Loss) for the year from continuing operations		(8,982)	(9,844)
Other comprehensive income		-	-
Total other comprehensive income for the year, net of tax		-	-
Total comprehensive (loss) for the year, net of tax		(8,982)	(9,844)
Earnings per equity share:	12		
(1) Basic		(0.90)	(0.98)
(2) Diluted		(0.90)	(0.98)

Summary of significant accounting policies

2

The accompanying notes are an integral part of the financial statements.

As per our report of even date

For Rajeev & Ajay
Firm registration No : 009977N
Chartered Accountants

Rajeev Sabharwal
Partner
Membership No. : 084833



For and on behalf of the Board of Directors of
ARMOUR PROPERTIES PRIVATE LIMITED

Purushottam Grover
Director
DIN-08315022

Vinod
Director
DIN-08129156

Place : New Delhi
Date : 24 June 2020


AUSPICIOUS REALTORS PRIVATE LIMITED
BALANCE SHEET AS AT 31 MARCH 2020
(Amount in rupees, unless otherwise stated)

	Notes	As at 31 March 2020	As at 31 March 2019
ASSETS			
Current assets			
Inventories	3	3,37,48,132	3,37,48,132
Financial assets			
Cash and cash equivalents	4	17,837	17,386
Total Assets		3,37,65,969	3,37,65,518
EQUITY AND LIABILITIES			
Equity			
Equity share capital	5	1,00,000	1,00,000
Other equity	6		
Retained earnings		36,55,589	36,64,874
Total equity		37,55,589	37,64,874
LIABILITIES			
Current liabilities			
Financial liabilities			
Trade payables	7		
-total outstanding dues of micro and small enterprises		-	-
-total outstanding dues other than micro and small enterprises		5,900	5,900
Other current liabilities	8	3,00,04,480	2,99,94,744
Total liabilities		3,00,10,380	3,00,00,644
Total Equity and Liabilities		3,37,65,969	3,37,65,518
Summary of significant accounting policies	2		

The accompanying notes are an integral part of the financial statements.

As per our report of even date

For MNV & CO.
Firm registration No.: 023682N
Chartered Accountants


Vikrant Suri
Partner
Membership No.: 505887

For and on behalf of the Board of Directors of
AUSPICIOUS REALTORS PRIVATE LIMITED


Vineet
Director
DIN- 08129156


Ketan Luthra
Director
DIN- 08384025

Place : New Delhi
Date : 24 June 2020



AUSPICIOUS REALTORS PRIVATE LIMITED
STATEMENT OF PROFIT AND LOSS FOR THE YEAR ENDED 31 MARCH 2020
(Amount in rupees, unless otherwise stated)

Particulars	Notes	31 March 2020	31 March 2019
Other income		-	-
Total Income		-	-
EXPENSES			
Finance costs	9	649	118
Other expenses	10	8,636	8,482
Total Expenses		9,285	8,600
(Loss) before tax from continuing operations		(9,285)	(8,600)
Tax expense:			
Current tax		-	-
(Loss) for the year from continuing operations		(9,285)	(8,600)
Other comprehensive income		-	-
Total other comprehensive income for the year, net of tax		-	-
Total comprehensive (loss) for the year, net of tax		(9,285)	(8,600)
Earnings per equity share:	11		
(1) Basic		(0.93)	(0.86)
(2) Diluted		(0.93)	(0.86)


Summary of significant accounting policies

2

The accompanying notes are an integral part of the financial statements.


As per our report of even date

For MNV & CO.
Firm registration No.: 023682N
Chartered Accountants


Vikrant Suri
Partner

Membership No.: 505887

For and on behalf of the Board of Directors of
AUSPICIOUS REALTORS PRIVATE LIMITED


Vineet
Director
DIN- 08129156


Ketan Luthra
Director
DIN- 08384025

Place : New Delhi
Date : 24 June 2020

AUTHENTIC PROPERTIES PRIVATE LIMITED
BALANCE SHEET AS AT 31 MARCH 2020
(Amount in rupees, unless otherwise stated)

ASSETS

Current assets

Inventories
Financial assets
Cash and cash equivalents
Other current assets

Total Assets

EQUITY AND LIABILITIES

Equity

Equity share capital
Other equity
Total equity

LIABILITIES

Current liabilities

Trade payables
-total outstanding dues of micro and small enterprises
-total outstanding dues other than micro and small enterprises

Other current liabilities

Total liabilities

Total Equity and Liabilities

Summary of significant accounting policies

The accompanying notes are an integral part of the financial statements.

As per our report of even date

For MNV & CO.

Firm Reg. No.: 023682N

Chartered Accountants

Vikrant Suri

Partner

Membership No.: 505887



Place : New Delhi

Date : 24 June 2020

Notes	As at 31 March 2020	As at 31 March 2019
3	9,61,03,946	9,61,03,946
4	20,346	24,718
5	1,43,44,689	-
	11,04,68,981	9,61,28,664
6	1,00,000	1,00,000
7	(10,28,60,458)	(10,28,57,627)
	(10,27,60,458)	(10,27,57,627)
8	-	-
	5,900	10,215
9	21,32,23,539	19,88,76,076
	21,32,29,439	19,88,86,291
	11,04,68,981	9,61,28,664

2

For and on behalf of the Board of Directors of

AUTHENTIC PROPERTIES PRIVATE LIMITED

[Signature]

Vineet

Director

DIN- 08129156

[Signature]

Ramesh Khulbe

Director

DIN-07109071

[Signature]

AUTHENTIC PROPERTIES PRIVATE LIMITED
STATEMENT OF PROFIT AND LOSS FOR THE YEAR ENDED 31 MARCH 2020
(Amount in rupees, unless otherwise stated)

Particulars	Notes	31 March 2020	31 March 2019
Revenue			
Revenue from operations	10	6,198	8,048
Total Income		6,198	8,048
EXPENSES			
Finance costs	11	696	58
Other expenses	12	8,333	13,722
Total Expenses		9,029	13,780
(Loss)/profit before tax from continuing operations		(2,831)	(5,732)
Tax expense:			
Current tax		-	-
(Loss)/profit for the year from continuing operations		(2,831)	(5,732)
Other comprehensive income		-	-
Total other comprehensive income for the year, net of tax		-	-
Total comprehensive (loss)/income for the year, net of tax		(2,831)	(5,732)
Earnings per equity share:	13		
(1) Basic		(0.28)	(0.57)
(2) Diluted		(0.28)	(0.57)

Summary of significant accounting policies

2

The accompanying notes are an integral part of the financial statements.

As per our report of even date

For MNV & CO.
Firm Reg. No.: 023682N
Chartered Accountants

Vikrant Suri
Partner
Membership No.: 505887



For and on behalf of the Board of Directors of
AUTHENTIC PROPERTIES PRIVATE LIMITED

Vineet
Director
DIN- 08129156

Ramesh Khulbe
Director
DIN-07109071

Place : New Delhi
Date : 24 June 2020

BAILIWICK BUILDERS PRIVATE LIMITED
BALANCE SHEET AS AT 31 MARCH 2020
(Amount in rupees, unless otherwise stated)

	Notes	As at 31 March 2020	As at 31 March 2019
ASSETS			
Current assets			
Inventories	3	24,44,24,019	24,44,24,019
Financial assets			
Cash and cash equivalents	4	18,816	25,365
Other current assets	5	-	-
Total Assets		24,44,42,835	24,44,49,384
Decrease in inventories			
Equity			
Equity share capital	6	1,00,000	1,00,000
Other equity	7	(5,99,404)	(5,90,119)
Total equity		(4,99,404)	(4,90,119)
LIABILITIES			
Current liabilities			
Financial liabilities			
Trade payables	8	-	-
-total outstanding dues of micro and small enterprises		5,900	5,900
-total outstanding dues other than micro and small enterprises	9	24,49,36,339	24,49,33,603
Other current liabilities		24,49,42,239	24,49,39,503
Total liabilities		24,44,42,835	24,44,49,384
Total Equity and Liabilities		24,44,42,835	24,44,49,384

Summary of significant accounting policies

2

The accompanying notes are an integral part of the financial statements.

As per our report of even date

For MNV & CO.
Firm registration No. 022682N
Chartered Accountants

Vikram Sarabhai
Partners
Membership No.: 505887

Place : New Delhi
Date : 24 June 2020

For and on behalf of the Board of Directors of
BAILIWICK BUILDERS PRIVATE LIMITED

Ketan Luthra
Director
DIN- 08384025

Rohit Mehta
Director
DIN-06961182

BAILIWICK BUILDERS PRIVATE LIMITED
STATEMENT OF PROFIT AND LOSS FOR THE YEAR ENDED 31 MARCH 2020
(Amount in rupees, unless otherwise stated)

Particulars	Notes	31 March 2020	31 March 2019
Other income		-	-
Total Income (I)		-	-
EXPENSES			
Finance costs	10	649	17,700
Other expenses	11	8,636	8,168
Total Expenses (II)		9,285	25,868
(Loss) before tax from continuing operations (I-II)		(9,285)	(25,868)
Tax expense:			
Current tax		-	-
(Loss) for the year from continuing operations		(9,285)	(25,868)
Other comprehensive income		-	-
Total other comprehensive income for the year, net of tax		-	-
Total comprehensive (loss) for the year, net of tax		(9,285)	(25,868)
Earnings per equity share:	12		
(1) Basic		(0.09)	(0.26)
(2) Diluted		(0.09)	(0.26)

Summary of significant accounting policies

2

The accompanying notes are an integral part of the financial statements.

As per our report of even date

For MNV & CO.
Firm registration No.: 022682N
Chartered Accountants
Vikram Suri
Partner
Membership No.: 505887

Place : New Delhi
Date : 24 June 2020

For and on behalf of the Board of Directors of
BAILIWICK BUILDERS PRIVATE LIMITED

Ketan Luthra
Director
DIN- 08384025

Rohit Mehta
Director
DIN-06961182


BALALAIKA BUILDERS PRIVATE LIMITED
BALANCE SHEET AS AT 31 MARCH 2020
(Amount in rupees, unless otherwise stated)

	Notes	As at 31 March 2020	As at 31 March 2019
ASSETS			
Current assets			
Inventories	3	1,79,17,478	1,79,17,478
Financial assets			
Cash and cash equivalents	4	20,778	2,62,73,607
Other financial assets	5	19,19,487	19,19,487
Other current assets	6	4,10,855	4,10,855
Total Assets		2,02,68,598	4,65,21,427
EQUITY AND LIABILITIES			
Equity			
Equity share capital	7	1,00,000	1,00,000
Other equity	8	(3,56,787)	(3,46,858)
Total equity		(2,56,787)	(2,46,858)
LIABILITIES			
Current liabilities			
Trade payables	9	-	-
-total outstanding dues of micro and small enterprises		-	-
-total outstanding dues other than micro and small enterprises		5,900	5,903
Other current liabilities	10	2,05,19,485	4,67,62,382
Total liabilities		2,05,25,385	4,67,68,285
Total Equity and Liabilities		2,02,68,598	4,65,21,427
Summary of significant accounting policies			
	2		

The accompanying notes are an integral part of the financial statements.

As per our report of even date

For MNV & CO.
Firm registration No.: 023682N
Chartered Accountants


Vikram Suri
Partner
Membership No.: 505887

For and on behalf of the Board of Directors of
BALALAIKA BUILDERS PRIVATE LIMITED


Praveen Kumar Madan
Director
DIN- 08595762


Chandan Singh
Director
DIN-08129090

Place : New Delhi
Date : 24 June 2020

7m

BALALAIKA BUILDERS PRIVATE LIMITED
STATEMENT OF PROFIT AND LOSS FOR THE YEAR ENDED 31 MARCH 2020
(Amount in rupees, unless otherwise stated)

Particulars	Notes	31 March 2020	31 March 2019
Other income	11	-	41,08,556
Total Income		-	41,08,556
EXPENSES			
Finance costs	12	679	118
Other expenses	13	9,251	41,16,724
Total Expenses		9,929	41,16,842
(Loss) before tax from continuing operations		(9,929)	(8,286)
Tax expense:			
Current tax		-	-
(Loss) for the year from continuing operations		(9,929)	(8,286)
Other comprehensive income		-	-
Total other comprehensive income for the year, net of tax		-	-
Total comprehensive (loss) for the year, net of tax		(9,929)	(8,286)
Earnings per equity share:	14		
(1) Basic		(0.99)	(0.83)
(2) Diluted		(0.99)	(0.83)

Summary of significant accounting policies 2

The accompanying notes are an integral part of the financial statements.

As per our report of even date

For MNV & CO.
Firm registration No.: 023682N
Chartered Accountants

Vibran Suri
Partner

Membership No.: 505887

For and on behalf of the Board of Directors of
BALALAIKA BUILDERS PRIVATE LIMITED

Praveen Kumar Madan
Director
DIN- 08595762

Chandan Singh
Director
DIN-08129090

Place : New Delhi
Date : 24 June 2020

BALLAD CONBUILD PRIVATE LIMITED
BALANCE SHEET AS AT 31 MARCH 2020
(Amount in Rupees, unless otherwise stated)

ASSETS

Current assets

Inventories

Financial assets

Cash and cash equivalents

Other current assets

Total Assets

Notes	As at 31 March 2020	As at 31 March 2019
3	9,63,23,924	9,63,23,924
4	26,760	25,568
5	-	-
	9,63,50,684	9,63,49,492

EQUITY AND LIABILITIES

Equity

Equity share capital

Other equity

Total equity

6	1,00,000	1,00,000
7	(5,33,024)	(5,33,765)
	(4,33,024)	(4,33,765)

LIABILITIES

Current liabilities

Financial liabilities

Trade payables

-total outstanding dues of micro and small enterprises

-total outstanding dues other than micro and small enterprises

Other current liabilities

Provisions

Total liabilities

8	-	-
	5,900	16,900
9	9,67,77,508	9,67,66,357
10	300	-
	9,67,83,708	9,67,83,257
	9,63,50,684	9,63,49,492

Total Equity and Liabilities

Summary of significant accounting policies


2

The accompanying notes are an integral part of the financial statements.

As per our report of even date

For Rajeev & Ajay
Firm registration No : 009977N
Chartered Accountants

Rajeev Sabharwal
Partner
Membership No. : 084833



For and on behalf of the Board of Directors of
BALLAD CONBUILD PRIVATE LIMITED

Charan Singh
Director
DIN-08129090

Praveen Kumar Madan
Director
DIN-08595762

Place : New Delhi
Date : 24 June 2020

87

BALLAD CONBUILD PRIVATE LIMITED
STATEMENT OF PROFIT AND LOSS FOR THE YEAR ENDED 31 MARCH 2020
(Amount in Rupees, unless otherwise stated)

Particulars	Notes	31 March 2020	31 March 2019
Other Income	11	11,000	-
Total Income		11,000	-
EXPENSES			
Finance costs	12	708	-
Other expenses	13	9,251	10,349
Total Expenses		9,959	10,349
Profit/(Loss) before tax from continuing operations		1,041	(10,349)
Tax expense:			
Current tax		300	-
Profit/(Loss) for the year from continuing operations		741	(10,349)
Other comprehensive income		-	-
Total other comprehensive income for the year, net of tax		-	-
Total comprehensive income/(loss) for the year, net of tax		741	(10,349)
Earnings per equity share:	14		
(1) Basic		0.07	(1.03)
(2) Diluted		0.07	(1.03)

Summary of significant accounting policies

2

The accompanying notes are an integral part of the financial statements.

As per our report of even date

For Rajeev & Ajay
Firm registration No : 009977N
Chartered Accountants

Rajeev Sabharwal
Partner
Membership No. : 084833



For and on behalf of the Board of Directors of
BALLAD CONBUILD PRIVATE LIMITED

Chandran Singh
Director
DIN-08129090

Praveen Kumar Madan
Director
DIN-08595762

Place : New Delhi
Date : 24 June 2020

BHAVISHYA BUILDCON PRIVATE LIMITED
BALANCE SHEET AS AT 31 MARCH 2020
(Amount in rupees, unless otherwise stated)

ASSETS

Current assets

Inventories
Financial assets
Cash and cash equivalents
Other current assets

Total Assets

EQUITY AND LIABILITIES

Equity

Equity share capital
Other equity
Total equity

LIABILITIES

Current liabilities

Financial liabilities
Trade payables
-total outstanding dues of micro and small enterprises
-total outstanding dues other than micro and small enterprises
Other current liabilities
Total liabilities

Total Equity and Liabilities

Summary of significant accounting policies

The accompanying notes are an integral part of the financial statements.

As per our report of even date

For MNV & CO.

Firm registration No. 023682N
Chartered Accountants



Place : New Delhi
Date : 24 June 2020

Notes	As at 31 March 2020	As at 31 March 2019
3	5,83,41,192	5,83,41,192
4	19,374	16,586
5	3	-
	5,83,60,569	5,83,57,778
6	10,00,000	10,00,000
7	(6,20,384)	(4,11,222)
	3,79,616	5,88,778
8	-	-
	5,900	21,827
9	5,79,75,053	5,77,47,173
	5,79,80,953	5,77,69,000
	5,83,60,569	5,83,57,778

2

For and on behalf of the Board of Directors of
BHAVISHYA BUILDCON PRIVATE LIMITED


Sushma Sharma
Director
DIN- 08657450


Ketan Luthra
Director
DIN- 08384025



BHAVISHYA BUILDCON PRIVATE LIMITED
STATEMENT OF PROFIT AND LOSS FOR THE YEAR ENDED 31 MARCH 2020
(Amount in rupees, unless otherwise stated)

Particulars	Notes	31 March 2020	31 March 2019
Other Income	10	15,930	-
Total Income		15,930	-
EXPENSES			
Finance costs	11	962	123
Other expenses	12	2,24,130	12,016
Total Expenses		2,25,092	12,139
(Loss) before tax from continuing operations		(2,09,162)	(12,139)
Tax expense:			
Current tax		-	-
(Loss) for the year from continuing operations		(2,09,162)	(12,139)
Other comprehensive income		-	-
Total other comprehensive income for the year, net of tax		-	-
Total comprehensive (loss) for the year, net of tax		(2,09,162)	(12,139)
Earnings per equity share:	13		
(1) Basic		(2.09)	(0.12)
(2) Diluted		(2.09)	(0.12)

Summary of significant accounting policies

2


The accompanying notes are an integral part of the financial statements.

As per our report of even date

For MNV & CO.

Firm registration No. 023682N

Chartered Accountants



Vikrant Suri

Partner

Membership No. 505887

For and on behalf of the Board of Directors of
BHAVISHYA BUILDCON PRIVATE LIMITED

Sushma Sharma
Director
DIN- 08657450

Ketan Luthra
Director
DIN- 08384025

Place : New Delhi

Date : 24 June 2020

Bhavya Conbuild Private Limited
Balance Sheet as at 31 March 2020
(Amount in Rupees, unless otherwise stated)

	Notes	As at 31 March 2020	As at 31 March 2019
ASSETS			
Financial assets			
Cash and cash equivalents	3	24,184	14,834
Total assets		24,184	14,834
EQUITY AND LIABILITIES			
Equity			
Equity share capital	4	1,00,000	1,00,000
Other equity	5	(1,35,858)	(1,25,251)
Total equity		(35,858)	(25,251)
LIABILITIES			
Current liabilities			
Financial liabilities			
Trade payables	6	-	-
-total outstanding dues of micro and small enterprises		-	-
-total outstanding dues other than micro and small enterprises		11,800	5,901
Other current liabilities	7	48,242	34,184
Total liabilities		60,043	40,085
Total equity and liabilities		24,184	14,834

Summary of significant accounting policies

2

The accompanying notes are an integral part of the financial statements.

As per our report of even date

For **Rajeev & Ajay**


Firm registration No : 0099276N

Chartered Accountants

Rajeev Sabharwal

Partner

Membership No. : 084833



For and on behalf of the Board of Directors of
Bhavya Conbuild Private Limited

Reena
Director
DIN-08129092

Ketan Luthra
Director
DIN-08384025

Place : New Delhi
Date : 24 June 2020

20

Bhavya Conbuild Private Limited
Statement of Profit and Loss for the Year ended 31 March 2020
(Amount in Rupees, unless otherwise stated)

	Notes	31 March 2020	31 March 2019
REVENUE			
Revenue from operations		-	-
Total Income		-	-
EXPENSES			
Finance costs	8	649	118
Other expenses	9	9,958	12,221
Total Expenses		10,607	12,339
Profit/(Loss) before tax from continuing operations		(10,607)	(12,339)
Current tax		-	-
Profit/(Loss) for the year from continuing operations		(10,607)	(12,339)
Other comprehensive income		-	-
Total other comprehensive income for the year, net of tax		-	-
Total comprehensive income for the year, net of tax		(10,607)	(12,339)
Earnings per equity share:	10		
Basic (Rs.)		(1.06)	(1.23)
Diluted (Rs.)		(1.06)	(1.23)

Summary of significant accounting policies

2

The accompanying notes are an integral part of the financial statements.

As per our report of even date

For **Rajeev & Ajay**

Firm registration No : 00997
Chartered Accountants

Rajeev Sabharwal
Partner
Membership No. : 084833



For and on behalf of the Board of Directors of
Bhavya Conbuild Private Limited

Reena
Director
DIN-08129092

Ketan Luthra
Director
DIN-08384025

Place : New Delhi
Date : 24 June 2020

BHUMIKA PROMOTERS PRIVATE LIMITED
BALANCE SHEET AS AT 31 MARCH 2020
(Amount in rupees, unless otherwise stated)

	Notes	As at 31 March 2020	As at 31 March 2019
ASSETS			
Current assets			
Inventories	3	11,98,63,349	11,98,63,349
Financial assets			
Cash and cash equivalents	4	34,631	25,180
Other current assets	5	-	-
Total Assets		11,98,97,980	11,98,88,529
EQUITY AND LIABILITIES			
Equity			
Equity share capital	6	10,00,000	10,00,000
Other equity	7	(7,82,617)	(6,42,228)
Total equity		2,17,383	3,57,772
LIABILITIES			
Current liabilities			
Financial liabilities			
Trade payables	8	-	-
-total outstanding dues of micro and small enterprises		-	-
-total outstanding dues other than micro and small enterprises		5,900	5,900
Other current liabilities	9	11,96,74,697	11,95,24,857
Total liabilities		11,96,80,597	11,95,30,757
Total Equity and Liabilities		11,98,97,980	11,98,88,529

Summary of significant accounting policies

2

The accompanying notes are an integral part of the financial statements.

As per our report of even date

For MNV & CO.
Firm Reg. No.: 023682N
Chartered Accountants

Vikrant Suri
Partner
Membership No.: 505887



Place : New Delhi
Date : 24 June 2020

For and on behalf of the Board of Directors of
BHUMIKA PROMOTERS PRIVATE LIMITED

Vibhu Goyal
Director
DIN- 07807 06

Ketan Luthra
Director
DIN- 08384025

(Signature of Vibhu Goyal)

(Signature of Ketan Luthra)

BHUMIKA PROMOTERS PRIVATE LIMITED
STATEMENT OF PROFIT AND LOSS FOR THE YEAR ENDED 31 MARCH 2020
(Amount in rupees, unless otherwise stated)

Particulars	Notes	31 March 2020	31 March 2019
Revenue		-	-
Total Income		-	-
EXPENSES			
Finance costs	10	649	75
Other expenses	11	1,39,740	10,979
Total Expenses		1,40,389	11,054
(Loss) before tax from continuing operations		(1,40,389)	(11,054)
Tax expense:			
Current tax		-	-
(Loss) for the year from continuing operations		(1,40,389)	(11,054)
Other comprehensive income		-	-
Total other comprehensive income for the year, net of tax		-	-
Total comprehensive (loss) for the year, net of tax		(1,40,389)	(11,054)
Earnings per equity share:	12		
(1) Basic		(1.40)	(0.11)
(2) Diluted		(1.40)	(0.11)

Summary of significant accounting policies

2

The accompanying notes are an integral part of the financial statements.

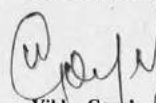
As per our report of even date

For MNV & CO.
Firm Reg. No.: 023682N
Chartered Accountants

Vikrant Suri
Partner
Membership No.: 505887



For and on behalf of the Board of Directors of
BHUMIKA PROMOTERS PRIVATE LIMITED


Vibhu Goyal
Director
DIN- 07807106


Ketan Luthra
Director
DIN- 08384025

Place : New Delhi
Date : 24 June 2020

BRIJBASI PROJECTS PRIVATE LIMITED
STANDALONE BALANCE SHEET AS AT 31 MARCH 2020
(Amount in rupees, unless otherwise stated)

	Notes	As at 31 March 2020	As at 31 March 2019
ASSETS			
Non-current assets			
Financial assets			
Investments	3	4,00,000	4,00,000
		4,00,000	4,00,000
Current assets			
Inventories	4	20,03,47,696	20,03,47,696
Financial assets			
Cash and cash equivalents	5	11,178	25,077
Other financial assets	6	2,45,47,249	2,45,47,249
Other current assets	7	1,230	1,230
Total Assets		22,53,07,353	22,53,21,252
EQUITY AND LIABILITIES			
Equity			
Equity share capital	8	1,00,000	1,00,000
Other equity	9	(7,39,44,549)	(7,39,29,464)
Total equity		(7,38,44,549)	(7,38,29,464)
LIABILITIES			
Current liabilities			
Financial liabilities			
Trade payables	10	-	-
-total outstanding dues of micro and small enterprises		-	-
-total outstanding dues other than micro and small enterprises		5,900	14,000
Other current liabilities	11	29,91,46,002	29,91,36,716
Total liabilities		29,91,51,902	29,91,50,716
Total Equity and Liabilities		22,53,07,353	22,53,21,252
Summary of significant accounting policies			
	2		


The accompanying notes are an integral part of the financial statements.

As per our report of even date

For MNV & CO.
Firm registration No.: 023682N
Chartered Accountants

Vikrant Suri
Partner
Membership No.: 505887

For and on behalf of the Board of Directors of
BRIJBASI PROJECTS PRIVATE LIMITED


Naveen Chauhan
Director
DIN- 08595719


Kul Bhushan
Director
DIN- 08129099

Place : New Delhi
Date : 24 June 2020

7m

BRIJBASI PROJECTS PRIVATE LIMITED
STANDALONE STATEMENT OF PROFIT AND LOSS FOR THE YEAR ENDED 31 MARCH 2020
(Amount in rupees, unless otherwise stated)


Particulars	Notes	31 March 2020	31 March 2019
Other income		-	-
Total Income		-	-
EXPENSES			
Finance costs	12	649	354
Other expenses	13	14,436	28,675
Total Expenses		15,085	29,029
(Loss) before tax from continuing operations		(15,085)	(29,029)
Tax expense:			
Current tax		-	-
(Loss) for the year from continuing operations		(15,085)	(29,029)
Other comprehensive income		-	-
Total other comprehensive income for the year, net of tax		-	-
Total comprehensive income/(loss) for the year, net of tax		(15,085)	(29,029)
Earnings per equity share:	14		
(1) Basic		(1.51)	(2.90)
(2) Diluted		(1.51)	(2.90)

Summary of significant accounting policies


2

The accompanying notes are an integral part of the financial statements.

As per our report of even date

For MNV & CO.
Firm registration No.: 023682N
Chartered Accountants

Vikram Suri
Partner
Membership No.: 505887

For and on behalf of the Board of Directors of
BRIJBASI PROJECTS PRIVATE LIMITED


Naveen Chauhan
Director
DIN- 08595719


Rul Bhushan
Director
DIN- 08129099

Place : New Delhi
Date : 24 June 2020

BRILLIANT BUILD TECH PRIVATE LIMITED
BALANCE SHEET AS AT 31 MARCH 2020
(Amount in rupees, unless otherwise stated)

	Notes	As at 31 March 2020	As at 31 March 2019
ASSETS			
Non-current assets			
Property, plant and equipment	3	-	-
Investment property	4	4,38,58,453	7,30,28,121
		<u>4,38,58,453</u>	<u>7,30,28,121</u>
Current assets			
Inventories	5	9,28,01,199	10,31,32,832
Financial assets			
Cash and cash equivalents	6	28,36,938	49,82,293
Other financial assets	7	5,48,58,299	4,78,10,011
Other current assets	8	80,82,716	55,82,728
		<u>15,85,79,151</u>	<u>16,15,07,864</u>
Total Assets		<u>20,24,37,604</u>	<u>23,45,35,985</u>
EQUITY AND LIABILITIES			
Equity			
Equity share capital	9	1,00,000	1,00,000
Other equity	10	(15,44,02,430)	(14,19,06,497)
Total equity		<u>(15,43,02,430)</u>	<u>(14,18,06,497)</u>
Current liabilities			
Financial liabilities			
Borrowings	11	33,84,01,925	35,08,34,264
Trade payables	12	-	-
-total outstanding dues of micro and small enterprises		-	-
-total outstanding dues other than micro and small enterprises		65,72,031	74,92,746
Other financial liabilities	13	65,59,058	43,31,698
Other current liabilities	14	52,07,019	46,83,774
Total liabilities		<u>35,67,40,034</u>	<u>37,63,42,482</u>
Total Equity and Liabilities		<u>20,24,37,604</u>	<u>23,45,35,985</u>
Summary of significant accounting policies	2		

The accompanying notes are an integral part of the financial statements.

As per our report of even date

For Rajeev & Ajay
Firm registration No : 009977N
Chartered Accountants

Rajeev Sabharwal
Partner
Membership No : 084833



For and on behalf of the Board of Directors of
BRILLIANT BUILD TECH PRIVATE LIMITED

Tapan Kumar Barik
Director
DIN-08455171

Manoj Saha
Director
DIN-08129479

Place : New Delhi
Date : 24 June 2020

Im

BRILLIANT BUILD TECH PRIVATE LIMITED
STATEMENT OF PROFIT AND LOSS FOR THE YEAR ENDED 31 MARCH 2020
(Amount in rupees, unless otherwise stated)

Particulars	Notes	31 March 2020	31 March 2019
Revenue from operations	15	5,18,03,571	4,17,61,968
Other income	16	5,63,075	-
Total Income		5,23,66,646	4,17,61,968
EXPENSES			
Cost of revenue	17	4,04,40,765	3,57,02,431
Depreciation and amortization expense	18	11,75,860	12,88,868
Finance costs	19	8,44,191	12,92,462
Other expenses	20	41,32,353	4,10,442
Total Expenses		4,65,93,169	3,86,94,203
Profit/(Loss) before exceptional items and tax from continuing operations		57,73,477	30,67,765
Exceptional items:			
Provision for diminution in inventory		1,03,31,634	-
Provision for impairment in investment property		79,37,777	-
Profit/(Loss) before tax from continuing operations		(1,24,95,933)	30,67,765
Tax expense:			
Current tax (Including MAT tax of Rs. 590,238 for the financial year 2018-19)		-	(15,10,026)
Profit for the year from continuing operations		(1,24,95,933)	45,77,791
Other comprehensive income		-	-
Total other comprehensive income for the year, net of tax		-	-
Total comprehensive income for the year, net of tax		(1,24,95,933)	45,77,791
Earnings per equity share :	21		
(1) Basic		(1,230)	458
(2) Diluted		(1,250)	458

Summary of significant accounting policies

2

The accompanying notes are an integral part of the financial statements.

As per our report of even date

For Rajeev & Ajay
Firm registration No: 009977N
Chartered Accountants

Rajeev Sabharwal
Partner
Membership No.: 084833



Place : New Delhi
Date : 24 June 2020

For and on behalf of the Board of Directors of
BRILLIANT BUILD TECH PRIVATE LIMITED

Tapan Kumar Barik

Tapan Kumar Barik
Director
DIN-08455171

Manoj Soni
Manoj Soni
Director
DIN-08129470

72

BUDGET HOTELS INDIA PRIVATE LIMITED
BALANCE SHEET AS AT 31 MARCH 2020
(Amount in Rupees, unless otherwise stated)

Particulars	Notes	As at 31 March 2020	As at 31 March 2019
ASSETS			
Non-current assets			
Property, plant and equipment	3	6,31,31,119	6,31,31,119
Capital work-in-progress	4	3,80,17,204	3,80,17,204
		10,11,48,323	10,11,48,323
Current assets			
Financial assets			
Cash and cash equivalents	5	40,836	9,94,515
Other Bank Balances	6	-	10,00,000
Other financial assets	7	-	94,035
Other current assets	8	2,01,03,095	2,00,76,436
		2,01,43,931	2,21,64,986
Total Assets		12,12,92,254	12,33,13,309
EQUITY AND LIABILITIES			
Equity			
Equity share capital	9	19,36,70,990	19,36,70,990
Other equity	10		
Retained Earnings		(7,25,16,595)	(7,13,58,779)
Total equity		12,11,54,395	12,23,12,211
Current liabilities			
Financial liabilities			
Trade payables	11		
- total outstanding dues of micro and small enterprises		-	-
- total outstanding dues other than micro and small enterprises		44,359	1,098
Other Financial liabilities	12	91,000	10,00,000
Other Current liabilities	13	2,500	-
Total liabilities		1,37,859	10,01,098
Total Equity and Liabilities		12,12,92,254	12,33,13,309
Summary of significant accounting policies	2		

The accompanying notes are an integral part of the financial statements.

As per our report of even date

For Rajeev & Ajay
Firm registration No : 009977N
Chartered Accountants

Rajeev Sabharwal
Partner
Membership No. : 084833

Place : New Delhi
Date : 24 June 2020

For and on behalf of the Board of Directors of
BUDGET HOTELS INDIA PRIVATE LIMITED

Sudhanshu Varma
Director
DIN-08291481

Vandana Bansal
Chief Financial Officer

Balvinder Sahrawat
Director
DIN-07096881

Shweta Jain
Chief Executive Officer

Meehakshi Tanwar
Company Secretary
M.No - A44083

BUDGET HOTELS INDIA PRIVATE LIMITED
STATEMENT OF PROFIT AND LOSS FOR THE YEAR ENDED 31 MARCH 2020
(Amount in Rupees, unless otherwise stated)

Particulars	Notes	31 March 2020	31 March 2019
Revenue from Operations	14	10,00,000	-
Other Income	15	50,158	88,035
Total Income (I)		10,50,158	88,035
EXPENSES			
Employee benefits expense	16	5,46,000	5,46,000
Other expenses	17	15,84,235	5,14,092
Total Expenses (II)		21,30,235	10,60,092
Profit/(Loss) before tax from continuing operations (I-II)		(10,80,077)	(9,72,057)
Tax expense:			
Current Tax (pertaining to earlier year)		77,739	32,740
Profit/(Loss) for the year from continuing operations		(11,57,816)	(10,04,797)
Other Comprehensive Income		-	-
Total other comprehensive income for the year, net of tax		-	-
Total comprehensive income/(loss) for the year, net of tax		(11,57,816)	(10,04,797)
Earnings per equity share (computed on the basis of profit/(loss) for the year):	18		
(1) Basic		(0.06)	(0.05)
(2) Diluted		(0.06)	(0.05)
Summary of significant accounting policies	2		

The accompanying notes are an integral part of the financial statements.

As per our report of even date

For Rajeev & Ajay
Firm registration No : 009977N
Chartered Accountants

Rajeev Sabharwal
Partner
Membership No. : 084833

Place : New Delhi
Date : 24 June 2020

For and on behalf of the Board of Directors of
BUDGET HOTELS INDIA PRIVATE LIMITED

Sudhanshu Varma
Director
DIN-08291481

Balvinder Sahrawat
Director
DIN-07096881

Vandana Bansal
Chief Financial Officer

Shweta Jain
Chief Executive Officer

Meenakshi Tanwar
Company Secretary
M.No - A44083

CAMAREDERIE PROPERTIES PRIVATE LIMITED
STANDALONE BALANCE SHEET AS AT 31 MARCH 2020
(Amount in rupees, unless otherwise stated)

	Notes	As at 31 March 2020	As at 31 March 2019
ASSETS			
Non-current assets			
Financial Assets			
Investments	3	35,02,750	35,02,750
		35,02,750	35,02,750
Current assets			
Inventories	4	4,64,96,875	4,64,96,875
Financial assets			
Cash and cash equivalents	5	12,124	69,54,656
Other financial assets	6	58,26,358	58,26,358
Other current assets	7	3,23,934	3,23,934
		5,26,59,291	5,96,01,823
Total Assets		5,61,62,041	6,31,04,573
EQUITY AND LIABILITIES			
Equity			
Equity share capital	8	1,00,000	1,00,000
Other equity	9	41,13,141	41,22,203
Total equity		42,13,141	42,22,203
LIABILITIES			
Current liabilities			
Financial liabilities			
Trade payables	10	-	-
-total outstanding dues of micro and small enterprises		-	-
-total outstanding dues other than micro and small enterprises		5,900	14,000
Other financial liabilities	11	1,00,000	1,00,000
Other current liabilities	12	5,18,43,001	5,87,68,370
Total liabilities		5,19,48,901	5,88,82,370
Total Equity and Liabilities		5,61,62,041	6,31,04,573
Summary of significant accounting policies			
	2		

The accompanying notes are an integral part of the financial statements.

As per our report of even date.

For MNV & CO.
Firm Reg. No.: 022682N
Chartered Accountants
Vikram Chauri
Partner
Membership No.: 505887



For and on behalf of the Board of Directors of
CAMAREDERIE PROPERTIES PRIVATE LIMITED

Kamal Malik
Director
DIN- 08129137

Chandap Singh
Director
DIN- 08129090

Place : New Delhi
Date : 24 June 2020

m

CAMAREDERIE PROPERTIES PRIVATE LIMITED
STANDALONE STATEMENT OF PROFIT AND LOSS FOR THE YEAR ENDED 31 MARCH 2020
(Amount in rupees, unless otherwise stated)


Particulars	Notes	31 March 2020	31 March 2019
Other income	13	-	30,04,130
Total Income		-	30,04,130
EXPENSES			
Other expenses	14	8,030	30,30,933
Finance costs	15	1,033	327
Total Expenses		9,062	30,31,260
(Loss) before tax from continuing operations		(9,062)	(27,130)
Tax expense:			
Current tax		-	-
(Loss) for the year from continuing operations		(9,062)	(27,130)
Other comprehensive income		-	-
Total other comprehensive income for the year, net of tax		-	-
Total comprehensive (loss) for the year, net of tax		(9,062)	(27,130)
Earnings per equity share:	16		
(1) Basic		(0.91)	(2.71)
(2) Diluted		(0.91)	(2.71)

Summary of significant accounting policies


2


The accompanying notes are an integral part of the financial statements.

As per our report of even date

For MNV & CO. 
Firm Reg. No.: 022682N
Chartered Accountants
Vikrant Suri
Partner
Membership No.: 505887

For and on behalf of the Board of Directors of
CAMAREDERIE PROPERTIES PRIVATE LIMITED


Kamal Malik
Director
DIN- 08129137


Chandan Singh
Director
DIN- 08129090

Place : New Delhi
Date : 24 June 2020

CAMELLIA PROPERTIES PRIVATE LIMITED
BALANCE SHEET AS AT 31 MARCH 2020
(Amount in Rupees, unless otherwise stated)

ASSETS

Current assets

Financial assets

Cash and cash equivalents

Other current assets

Total Assets

EQUITY AND LIABILITIES

Equity

Equity share capital

Other equity

Total equity

LIABILITIES

Current liabilities

Financial liabilities

Trade payables

-total outstanding dues of micro and small enterprises

-total outstanding dues other than micro and small enterprises

Other current liabilities

Total liabilities

Total equity and liabilities

*Summary of significant accounting policies

The accompanying notes are an integral part of the financial statements.

As per our report of even date

For Sanjay Rastogi & Associates

Firm registration No : 014056N

Chartered Accountants

[Signature]

CA Sanjay Rastogi

Proprietor

Membership No. : 075033



For and on behalf of the Board of Directors of

CAMELLIA PROPERTIES PRIVATE LIMITED

[Signature]

Dhiraj Kumar Singh

Director

DIN-08375395

[Signature]

Manish Kumar

Director

DIN-08376582

Place : New Delhi

Date : 24 June 2020

Notes	31 March 2020	31 March 2019
3	26,762	23,311
4	-	-
	<u>26,762</u>	<u>23,311</u>
	<u>26,762</u>	<u>23,311</u>
5	100,000	100,000
6	(2,243,458)	(2,234,173)
	<u>(2,143,458)</u>	<u>(2,134,173)</u>
7	-	-
	5,900	5,900
8	<u>2,164,320</u>	<u>2,151,584</u>
	<u>2,170,220</u>	<u>2,157,484</u>
	<u>26,762</u>	<u>23,311</u>

2

m

CAMELLIA PROPERTIES PRIVATE LIMITED
STATEMENT OF PROFIT AND LOSS FOR THE YEAR ENDED 31 MARCH 2020
(Amount in Rupees, unless otherwise stated)

Particulars	Notes	31 March 2020	31 March 2019
Revenue		-	-
Total income		-	-
Expenses			
Finance costs	9	649	-
Other expenses	10	8,636	8,168
Total Expenses		9,285	8,168
Loss before tax from continuing operations		(9,285)	(8,168)
Tax expense:			
Current tax		-	-
Loss for the year from continuing operations		(9,285)	(8,168)
Other comprehensive income		-	-
Total other comprehensive loss for the year, net of tax		-	-
Total comprehensive income for the year, net of tax		(9,285)	(8,168)
Earnings per equity share:	11		
Basic (Rs.)		(0.93)	(0.82)
Diluted (Rs.)		(0.93)	(0.82)

Summary of significant accounting policies

2

The accompanying notes are an integral part of the financial statements.

As per our report of even date

For Sanjay Rastogi & Associates
Firm registration No : 014056N
Chartered Accountants

Sanjay Rastogi

C A Sanjay Rastogi
Proprietor
Membership No. : 075033



For and on behalf of the Board of Directors of
CAMELLIA PROPERTIES PRIVATE LIMITED

Dhiraj Kumar Singh
Dhiraj Kumar Singh
Director
DIN-08375395

Manish Kumar
Manish Kumar
Director
DIN-08376582

Place : New Delhi
Date : 24 June 2020

CAPEX PROJECTS PRIVATE LIMITED
BALANCE SHEET AS AT 31 MARCH 2020
(Amount in rupees, unless otherwise stated)

	Notes	As at 31 March 2020	As at 31 March 2019
ASSETS			
Current assets			
Inventories	3	9,35,64,709	9,35,64,709
Financial assets			
Cash and cash equivalents	4	20,021	24,670
Other financial assets	5	6,75,986	6,75,986
Other current assets	6	4,46,302	7,21,390
Total Assets		9,47,07,018	9,49,86,755
EQUITY AND LIABILITIES			
Equity			
Equity share capital	7	1,00,000	1,00,000
Other equity	8	(98,78,499)	(98,80,510)
Total equity		(97,78,499)	(97,80,510)
LIABILITIES			
Current liabilities			
Financial liabilities			
Trade payables	9	-	-
-total outstanding dues of micro and small enterprises		5,900	5,900
-total outstanding dues other than micro and small enterprises		-	-
Other current liabilities	10	10,44,79,617	10,47,61,365
Total liabilities		10,44,85,517	10,47,67,265
Total Equity and Liabilities		9,47,07,018	9,49,86,755

Summary of significant accounting policies 2

The accompanying notes are an integral part of the financial statements.

As per our report of even date

For MNV & CO.
Firm Reg. No.: 023682N
Chartered Accountants

Vikram Suri
Partner
Membership No.: 505887



For and on behalf of the Board of Directors of
CAPEX PROJECTS PRIVATE LIMITED

Chaydan Singh
Director
DIN- 08129090

Ahil Kumar Beniwal
Director
DIN- 08129129

Place : New Delhi
Date : 24 June 2020

m

CAPEX PROJECTS PRIVATE LIMITED
STATEMENT OF PROFIT AND LOSS FOR THE YEAR ENDED 31 MARCH 2020
(Amount in rupees, unless otherwise stated)

Particulars	Notes	31 March 2020	31 March 2019
Other income	11	12,512	27,43,881
Total Income		12,512	27,43,881
Expenses			
Finance costs	12	649	27,59,950
Other expenses	13	9,152	41
Total Expenses		9,801	27,59,991
Profit/ (Loss) before tax from continuing operations		2,711	(16,110)
Tax expense:			
Current tax		700	-
Profit/ (Loss) for the year from continuing operations		2,011	(16,110)
Other comprehensive income		-	-
Total other comprehensive income for the year, net of tax		-	-
Total comprehensive profit/(loss) for the year, net of tax		2,011	(16,110)
Earnings per equity share:	14		
(1) Basic (Rs.)		0.20	(1.61)
(2) Diluted (Rs.)		0.20	(1.61)

Summary of significant accounting policies

2

The accompanying notes are an integral part of the financial statements.

As per our report of even date

For MNV & CO.
Firm Reg. No.: 023682N
Chartered Accountants

Vikrant Suri
Partner
Membership No.: 505887



For and on behalf of the Board of Directors of
CAPEX PROJECTS PRIVATE LIMITED

Chandan Singh
Director
DIN- 08129090

Anil Kumar Beniwal
Director
DIN- 08129129

Place : New Delhi
Date : 24 June 2020

CASING PROPERTIES PRIVATE LIMITED
BALANCE SHEET AS AT 31 MARCH 2020
(Amount in rupees, unless otherwise stated)

	Notes	As at 31 March 2020	As at 31 March 2019
ASSETS			
Current assets			
Inventories	3	3,00,86,210	3,00,86,210
Financial assets			
Cash and cash equivalents	4	25,287	24,836
Other financial assets	5	42,88,882	42,88,882
Total Assets		3,44,00,379	3,43,99,928
EQUITY AND LIABILITIES			
Equity			
Equity share capital	6	1,00,000	1,00,000
Other equity	7	(19,24,167)	(19,12,519)
Total equity		(18,24,167)	(18,12,519)
LIABILITIES			
Current liabilities			
Financial liabilities			
Trade payables	8	-	-
-total outstanding dues of micro and small enterprises		-	-
-total outstanding dues other than micro and small enterprises		5,901	5,897
Other current liabilities	9	3,62,18,645	3,62,06,550
Total liabilities		3,62,24,546	3,62,12,447
Total Equity and Liabilities		3,44,00,379	3,43,99,928

Summary of significant accounting policies

2

The accompanying notes are an integral part of the financial statements.

As per our report of even date

For Rajeev & Ajay
Firm registration No : 009977N
Chartered Accountants

Rajeev Sabharwal
Partner
Membership No. : 084833



Place : New Delhi
Date : 24 June 2020

For and on behalf of the Board of Directors of
CASING PROPERTIES PRIVATE LIMITED

Akshat Maheshwari
Director
DIN-07504909

Suman Jain
Director
DIN-08385675

20

CASING PROPERTIES PRIVATE LIMITED
STATEMENT OF PROFIT AND LOSS FOR THE YEAR ENDED 31 MARCH 2020
(Amount in Rupees, unless otherwise stated)

Particulars	Notes	31 March 2020	31 March 2019
Other income		-	-
Total Income		-	-
EXPENSES			
Finance costs	10	649	4
Other expenses	11	10,999	14,302
Total Expenses		11,648	14,306
Profit/(Loss) before tax from continuing operations		(11,648)	(14,306)
Tax expense:			
Current tax		-	-
Profit/(Loss) for the year from continuing operations		(11,648)	(14,306)
Other comprehensive income		-	-
Total other comprehensive income for the year, net of tax		-	-
Total comprehensive income/(loss) for the year, net of tax		(11,648)	(14,306)
Earnings per equity share:	12		
(1) Basic (Rs.)		(1.16)	(1.43)
(2) Diluted (Rs.)		(1.16)	(1.43)

Summary of significant accounting policies

2

The accompanying notes are an integral part of the financial statements.

As per our report of even date

For **Rajeev & Ajay**
Firm registration No : 009977N
Chartered Accountants

Rajeev Sabharwal
Partner
Membership No : 084833



Place : New Delhi
Date : 24 June 2020

For and on behalf of the Board of Directors of
CASING PROPERTIES PRIVATE LIMITED

Akshat Maheshwari
Director
DIN-07504909

Suman Jain
Director
DIN-08385675

CATS EYE PROPERTIES PRIVATE LIMITED
BALANCE SHEET AS AT 31 MARCH 2020
(Amount in rupees, unless otherwise stated)

	Notes	As at 31 March 2020	As at 31 March 2019
ASSETS			
Current assets			
Inventories	3	5,87,34,895	5,87,34,895
Financial assets			
Cash and cash equivalents	4	17,708	17,257
Total Assets		5,87,52,603	5,87,52,152
EQUITY AND LIABILITIES			
Equity			
Equity share capital	5	1,00,000	1,00,000
Other equity	6	38,00,707	38,09,689
Total equity		39,00,707	39,09,689
LIABILITIES			
Current liabilities			
Financial liabilities			
Trade payables	7		
-total outstanding dues of micro and small enterprises			
-total outstanding dues other than micro and small enterprises		5,900	5,901
Other current liabilities	8	5,48,45,996	5,48,36,562
Total liabilities		5,48,51,896	5,48,42,463
Total Equity and Liabilities		5,87,52,603	5,87,52,152

Summary of significant accounting policies 2

The accompanying notes are an integral part of the financial statements.

As per our report of even date

For MNV & CO.
Firm registration No.: 023682N
Chartered Accountants

Vikram Suri
Partner
Membership No.: 505887

For and on behalf of the Board of Directors of
CATS EYE PROPERTIES PRIVATE LIMITED

Neeru Sareen
Director
DIN- 08383149

Rohit Mehta
Director
DIN- 06961182

Place : New Delhi
Date : 24 June 2020

mm

CATS EYE PROPERTIES PRIVATE LIMITED
STATEMENT OF PROFIT AND LOSS FOR THE YEAR ENDED 31 MARCH 2020
(Amount in rupees, unless otherwise stated)

Particulars	Notes	31 March 2020	31 March 2019
Revenue		-	-
Total income		-	-
EXPENSES			
Finance costs	9	649	118
Other expenses	10	8,333	15,755
Total Expenses		8,982	15,873
(Loss) before tax from continuing operations		(8,982)	(15,873)
Tax expense:			
Current tax		-	-
(Loss) for the year from continuing operations		(8,982)	(15,873)
Other comprehensive income		-	-
Total other comprehensive income for the year, net of tax		-	-
Total comprehensive income for the year, net of tax		(8,982)	(15,873)
Earnings per equity share:	11		
(1) Basic		(0.90)	(1.59)
(2) Diluted		(0.90)	(1.59)

Summary of significant accounting policies

2

The accompanying notes are an integral part of the financial statements.

As per our report of even date

For MNV & CO.
Firm registration No.: 023682N
Chartered Accountants

Vijayant Suri
Partner
Membership No.: 505887

For and on behalf of the Board of Directors of
CATS EYE PROPERTIES PRIVATE LIMITED

Neeru Sareen
Director
DIN- 08383149

Rohit Mehta
Director
DIN- 06961182

Place : New Delhi
Date : 24 June 2020

CHARBHUJA PROPERTIES PRIVATE LIMITED
BALANCE SHEET AS AT 31 MARCH 2020
(Amount in rupees, unless otherwise stated)

	Notes	As at 31 March 2020	As at 31 March 2019
ASSETS			
Current assets			
Inventories	3	79,69,47,704	79,69,47,704
Financial assets			
Cash and cash equivalents	4	33,532	16,402
		79,69,81,236	79,69,64,106
Total Assets		79,69,81,236	79,69,64,106
EQUITY AND LIABILITIES			
Equity			
Equity share capital	5	1,00,000	1,00,000
Other equity	6	7,82,885	9,69,776
Total equity		8,82,885	10,69,776
LIABILITIES			
Current liabilities			
Financial liabilities			
Trade payables	7	5,900	10,221
Other current liabilities	8	79,60,92,451	79,58,84,109
Total liabilities		79,60,98,351	79,58,94,330
Total Equity and Liabilities		79,69,81,236	79,69,64,106

Summary of significant accounting policies

2

The accompanying notes are an integral part of the financial statements.

As per our report of even date

For MNV & CO.
Firm registration No.: 023682N
Chartered Accountants

Vijayant Suri
Partner
Membership No.: 505887

For and on behalf of the Board of Directors of
CHARBHUJA PROPERTIES PRIVATE LIMITED

Navneet Kaur
Director
DIN-08324165

Neeru Sareen
Director
DIN-08383149

Place : New Delhi
Date : 24 June 2020

3M

CHARBHUJA PROPERTIES PRIVATE LIMITED
STATEMENT OF PROFIT AND LOSS FOR THE YEAR ENDED 31 MARCH 2020
(Amount in rupees, unless otherwise stated)

Particulars	Notes	31 March 2020	31 March 2019
Revenue from operations		-	-
Total Income		-	-
Expenses			
Finance costs	9	649	118
Other expenses	10	1,86,242	13,201
Total Expenses		1,86,891	13,319
(Loss) before tax from continuing operations		(1,86,891)	(13,319)
Tax expense:			
Current tax		-	-
(Loss) for the year from continuing operations		(1,86,891)	(13,319)
Other comprehensive income		-	-
Total other comprehensive income/(loss) for the year, net of tax		-	-
Total comprehensive (loss)/income for the year, net of tax		(1,86,891)	(13,319)
Earnings per equity share:	11		
(1) Basic		(18.69)	(1.33)
(2) Diluted		(18.69)	(1.33)
Summary of significant accounting policies	2		

The accompanying notes are an integral part of the financial statements.

As per our report of even date

For MNV & CO.
Firm registration No.: 023682N
Chartered Accountants

Vijant Suri
Partner
Membership No.: 505887

For and on behalf of the Board of Directors of
CHARBHUJA PROPERTIES PRIVATE LIMITED

Navneet Kaur
Director
DIN-08324165

Neeru Sareen
Director
DIN-08383149

Place : New Delhi
Date : 24 June 2020

CHARISMATIC REALTORS PRIVATE LIMITED
BALANCE SHEET AS AT 31 MARCH 2020
(Amount in rupees, unless otherwise stated)

ASSETS

Current assets

Inventories

Financial assets

Cash and cash equivalents

Other current assets

Total Assets

EQUITY AND LIABILITIES

Equity

Equity share capital

Other equity

Total equity

LIABILITIES

Current liabilities

Financial liabilities

Trade payables

-total outstanding dues of micro and small enterprises

-total outstanding dues other than micro and small enterprises

Other current liabilities

Total liabilities

Total Equity and Liabilities

Summary of significant accounting policies


The accompanying notes are an integral part of the financial statements.

As per our report of even date

For MNV & CO.

Firm Reg. No.: 023682N

Chartered Accountants


Vikram Suri
Partner
Membership No.: 505387

Place : New Delhi


Date : 24 June 2020

Notes	As at 31 March 2020	As at 31 March 2019
3	1,88,14,000	1,88,14,000
4	18,154	14,704
5	714	714
	1,88,32,868	1,88,29,418
6	1,00,000	1,00,000
7	11,83,906	11,93,191
	12,83,906	12,93,191
8	-	-
	5,900	5,901
9	1,75,43,063	1,75,30,326
	1,75,48,963	1,75,36,227
	1,88,32,868	1,88,29,418

2

For and on behalf of the Board of Directors of
CHARISMATIC REALTORS PRIVATE LIMITED


Neeru Sareen
Director
DIN- 08383149


Pankaj Kishore Chaturvedi
Director
DIN- 07119298

CHARISMATIC REALTORS PRIVATE LIMITED
STATEMENT OF PROFIT AND LOSS FOR THE YEAR ENDED 31 MARCH 2020
(Amount in rupees, unless otherwise stated)

Particulars	Notes	31 March 2020	31 March 2019
Revenue		-	-
Total Income		-	-
Expenses			
Finance costs	10	649	118
Other expenses	11	8,636	10,350
Total Expenses		9,285	10,468
(Loss) before tax from continuing operations		(9,285)	(10,468)
Tax expense:			
Current tax		-	-
(Loss) for the year from continuing operations		(9,285)	(10,468)
Other comprehensive income		-	-
Total other comprehensive income for the year, net of tax		-	-
Total comprehensive (loss) for the year, net of tax		(9,285)	(10,468)
Earnings per equity share:	12		
(1) Basic (Rs.)		(0.93)	(1.05)
(2) Diluted (Rs.)		(0.93)	(1.05)

Summary of significant accounting policies

2

The accompanying notes are an integral part of the financial statements.

As per our report of even date

For MNV & CO.


Firm Reg. No. 023682N

Chartered Accountants


Vikrant Suri
Partner
Membership No. 305887

For and on behalf of the Board of Directors of
CHARISMATIC REALTORS PRIVATE LIMITED


Neeru Sareen
Director
DIN- 08383149


Pankaj Kishore Chaturvedi
Director
DIN- 07119298

Place : New Delhi
Date : 24 June 2020

CHINTZ CONBUILD PRIVATE LIMITED
BALANCE SHEET AS AT 31 MARCH 2020
(Amount in rupees, unless otherwise stated)

	Notes	As at 31 March 2020	As at 31 March 2019
ASSETS			
Current assets			
Inventories	3	12,57,38,783	12,57,38,783
Financial assets			
Cash and cash equivalents	4	24,538	16,087
Other financial assets	5	73,98,972	73,98,972
Other current assets	6	-	-
Total Assets		13,31,62,293	13,31,53,842
EQUITY AND LIABILITIES			
Equity			
Equity share capital	7	1,00,000	1,00,000
Other equity	8	(4,06,475)	(3,96,713)
Total equity		(3,06,475)	(2,96,713)
LIABILITIES			
Current liabilities			
Financial liabilities			
Trade payables	9	-	-
-total outstanding dues of micro and small enterprises		-	-
-total outstanding dues other than micro and small enterprises		5,900	5,900
Other current liabilities	10	13,34,62,868	13,34,44,655
Total liabilities		13,34,68,768	13,34,50,555
Total Equity and Liabilities		13,31,62,293	13,31,53,842

Summary of significant accounting policies

2

The accompanying notes are an integral part of the financial statements.

As per our report of even date

For Rajeev & Ajay
Firm registration No : 009977N
Chartered Accountants

Rajeev Sabharwal
Partner
Membership No. : 84833



For and on behalf of the Board of Directors of
CHINTZ CONBUILD PRIVATE LIMITED

Sushma
Sushma Sharma
Director
DIN-08657450

Neeru
Neeru Sareen
Director
DIN-08383149

Place : New Delhi
Date : 24 June 2020

m

CHINTZ CONBUILD PRIVATE LIMITED
STATEMENT OF PROFIT AND LOSS FOR THE YEAR ENDED 31 MARCH 2020
(Amount in rupees, unless otherwise stated)

Particulars	Notes	31 March 2020	31 March 2019
Revenue from operations		-	-
Total Income		-	-
EXPENSES			
Finance costs	11	649	118
Other expenses	12	9,113	8,480
Total Expenses		9,762	8,598
Profit/(Loss) before tax from continuing operations		(9,762)	(8,598)
Tax expense:			
Current tax		-	-
Profit/(Loss) for the year from continuing operations		(9,762)	(8,598)
Other comprehensive income		-	-
Total other comprehensive income for the year, net of tax		-	-
Total comprehensive (loss) for the year, net of tax		(9,762)	(8,598)
Earnings per equity share:	13		
(1) Basic		(0.98)	(0.86)
(2) Diluted		(0.98)	(0.86)


Summary of significant accounting policies

2

The accompanying notes are an integral part of the financial statements.

As per our report of even date

For Rajeev & Ajay
Firm registration No : 009977N
Chartered Accountants
Rajeev Sahdev
Partner
Membership No : 84833



For and on behalf of the Board of Directors of
CHINTZ CONBUILD PRIVATE LIMITED

Sushma
Sushma Sharma
Director
DIN-08657450

Neeru
Neeru Sareen
Director
DIN-08383149

Place : New Delhi
Date : 24 June 2020

CHIRAYU BUILDTECH PRIVATE LIMITED
BALANCE SHEET AS AT 31 MARCH 2020
(Amount in rupees, unless otherwise stated)

	Notes	As at 31 March 2020	As at 31 March 2019
ASSETS			
Current assets			
Inventories	3	-	-
Financial assets			
Cash and cash equivalents	4	3,57,828	31,357
Other financial assets	5	12,01,51,007	12,01,51,007
Other current assets	6	4,53,787	8,11,907
Total Assets		12,09,62,622	12,09,94,271
EQUITY AND LIABILITIES			
Equity			
Equity share capital	7	1,00,000	1,00,000
Other equity	8	(54,45,565)	(54,50,172)
Total equity		(53,45,565)	(53,50,172)
LIABILITIES			
Current liabilities			
Financial liabilities			
Trade payables	9	-	-
-total outstanding dues of micro and small enterprises		-	-
-total outstanding dues other than micro and small enterprises		5,900	5,902
Other current liabilities	10	12,63,02,287	12,63,38,541
Total liabilities		12,63,08,187	12,63,44,443
Total Equity and Liabilities		12,09,62,622	12,09,94,271

Summary of significant accounting policies

2

The accompanying notes are an integral part of the financial statements.

As per our report of even date

For Rajeev & Ajay
Firm registration No : 009977N
Chartered Accountants

Rajeev Sahharwal
Partner
Membership No. : 084833



For and on behalf of the Board of Directors of
CHIRAYU BUILDTECH PRIVATE LIMITED

Kamal Bajaj
Kamal Bajaj
Director
DIN-06713913

Neeru Sareen
Neeru Sareen
Director
DIN-08383149

Place : New Delhi
Date : 24 June 2020

mm

11


CHIRAYU BUILDTECH PRIVATE LIMITED
STATEMENT OF PROFIT AND LOSS FOR THE YEAR ENDED 31 MARCH 2020
(Amount in rupees, unless otherwise stated)

Particulars	Notes	31 March 2020	31 March 2019
Other income	11	16,000	-
Total Income		16,000	-
EXPENSES			
Finance costs	12	649	-
Other expenses	13	9,144	9,314
Total Expenses		9,793	9,314
Profit/(Loss) before tax from continuing operations		6,207	(9,314)
Tax expense:			
Current tax		1,600	-
Profit/(Loss) for the year from continuing operations		4,607	(9,314)
Other comprehensive income		-	-
Total other comprehensive income for the year, net of tax		-	-
Total comprehensive (loss) for the year, net of tax		4,607	(9,314)
Earnings per equity share:	14		
(1) Basic		0.46	(0.93)
(2) Diluted		0.46	(0.93)

Summary of significant accounting policies 2

The accompanying notes are an integral part of the financial statements.

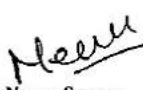
As per our report of even date

For Rajeev & Ajay
Firm registration No. 009977N
Chartered Accountants

Rajeev Sahbarwal
Partner
Membership No. : 084833



For and on behalf of the Board of Directors of
CHIRAYU BUILDTECH PRIVATE LIMITED


Kamal Bajaj
Director
DIN-06713913


Neeru Sareen
Director
DIN-08383149

Place : New Delhi
Date : 24 June 2020

CHOIR DEVELOPERS PRIVATE LIMITED
BALANCE SHEET AS AT 31 MARCH 2020
(Amount in Rupees, unless otherwise stated)

	Notes	As at 31 March 2020	As at 31 March 2019
ASSETS			
Current assets			
Inventories	3	28,08,10,015	28,08,10,015
Financial assets			
Cash and cash equivalents	4	25,495	15,044
Other current assets	5	-	-
Total Assets		28,08,35,510	28,08,25,059
EQUITY AND LIABILITIES			
Equity			
Equity share capital	6	1,00,000	1,00,000
Other equity	7	(5,36,234)	(5,26,784)
Total equity		(4,36,234)	(4,26,784)
LIABILITIES			
Current liabilities			
Financial liabilities			
Trade payables	8	-	-
-total outstanding dues of micro and small enterprises		-	-
-total outstanding dues other than micro and small enterprises		5,900	5,900
Other current liabilities	9	28,12,65,844	28,12,45,943
Total liabilities		28,12,71,744	28,12,51,843
Total Equity and Liabilities		28,08,35,510	28,08,25,059

Summary of significant accounting policies 2

The accompanying notes are an integral part of the financial statements.

As per our report of even date

For Rajeev & Ajay
Firm registration No. 009977N
Chartered Accountants

Rajeev Subharwal
Partner
Membership No. : 084833



For and on behalf of the Board of Directors of
CHOIR DEVELOPERS PRIVATE LIMITED

Rohit Mehta

Rohit Mehta
Director
DIN-06961182

Neeru Sareen

Neeru Sareen
Director
DIN-08383149

Place : New Delhi
Date : 24 June 2020

3m

CHOIR DEVELOPERS PRIVATE LIMITED
STATEMENT OF PROFIT AND LOSS FOR THE YEAR ENDED 31 MARCH 2020
(Amount in Rupees, unless otherwise stated)

Particulars	Notes	31 March 2020	31 March 2019
Revenue		-	-
Total Income		-	-
EXPENSES			
Finance costs	10	649	118
Other expenses	11	8,801	11,285
Total Expenses		9,450	11,403
Profit/(Loss) before tax from continuing operations		(9,450)	(11,403)
Tax expense:			
Current tax		-	-
Profit/(Loss) for the year from continuing operations		(9,450)	(11,403)
Other comprehensive income		-	-
Total other comprehensive income for the year, net of tax		-	-
Total comprehensive income/(loss) for the year, net of tax		(9,450)	(11,403)
Earnings per equity share:	12		
(1) Basic		(0.95)	(1.14)
(2) Diluted		(0.95)	(1.14)

Summary of significant accounting policies 2

The accompanying notes are an integral part of the financial statements.


As per our report of even date

For Rajeev & Ajay
Firm registration No : 009977N
Chartered Accountants

Rajeev Sabharwal
Partner
Membership No. : 084833



For and on behalf of the Board of Directors of
CHOIR DEVELOPERS PRIVATE LIMITED


Rohit Mehta
Director
DIN-06961182


Neeru Sareen
Director
DIN-08383149

Place : New Delhi
Date : 24 June 2020

CHUM PROPERTIES PRIVATE LIMITED
BALANCE SHEET AS AT 31 MARCH 2020
(Amount in rupees, unless otherwise stated)

ASSETS

Current assets

Inventories
Financial assets
Cash and cash equivalents
Other current assets

Total Assets

EQUITY AND LIABILITIES

Equity

Equity share capital
Other equity
Total equity

LIABILITIES

Current liabilities

Financial liabilities
Trade payables
-total outstanding dues of micro and small enterprises
-total outstanding dues other than micro and small enterprises
Other current liabilities

Total liabilities

Total Equity and Liabilities


Summary of significant accounting policies

The accompanying notes are an integral part of the financial statements.

As per our report of even date

For Rajeev & Ajay
Firm registration No : 009977N
Chartered Accountants

Rajeev Sabharwal
Partner
Membership No. : 084833



Place : New Delhi
Date : 24 June 2020

Notes	As at 31 March 2020	As at 31 March 2019
3	28,07,49,446	28,07,49,446
4	25,471	15,020
5	-	-
	28,07,74,917	28,07,64,466
6	1,00,000	1,00,000
7	(3,15,448)	(3,05,557)
	(2,15,448)	(2,05,557)
8	-	-
9	5,900	5,901
	28,09,84,465	28,09,64,122
	28,09,90,365	28,09,70,023
	28,07,74,917	28,07,64,466

For and on behalf of the Board of Directors of
CHUM PROPERTIES PRIVATE LIMITED

Praveen Kumar Madan
Praveen Kumar Madan
Director
DIN-08595762

Neeru Sareen
Neeru Sareen
Director
DIN-08383149

m

CHUM PROPERTIES PRIVATE LIMITED
STATEMENT OF PROFIT AND LOSS FOR THE YEAR ENDED 31 MARCH 2020
(Amount in rupees, unless otherwise stated)

Particulars	31 March 2020	31 March 2019
Revenue	-	-
Total Income	-	-
EXPENSES		
Finance costs	10 649	118
Other expenses	11 9,242	10,973
Total Expenses	9,891	11,091
Profit/(Loss) before tax from continuing operations	(9,891)	(11,091)
Tax expense:		
Current tax	-	-
Profit/(Loss) for the year from continuing operations	(9,891)	(11,091)
Other comprehensive income	-	-
Total other comprehensive income for the year, net of tax	-	-
Total comprehensive (loss) for the year, net of tax	(9,891)	(11,091)
Earnings per equity share:	12	
(1) Basic	(0.99)	(1.11)
(2) Diluted	(0.99)	(1.11)

Summary of significant accounting policies

2


The accompanying notes are an integral part of the financial statements.

As per our report of even date

For Rajeev & Ajay

Firm registration No : 009977
Chartered Accountants

Rajeev Sabharwal
Partner
Membership No. : 084835



For and on behalf of the Board of Directors of
CHUM PROPERTIES PRIVATE LIMITED

Praveen Kumar Madan Neeru Sareen
Director Director
DIN-08395762 DIN-08383149

Place : New Delhi
Date : 24 June 2020

COMPACT PROJECTS PRIVATE LIMITED
BALANCE SHEET AS AT 31 MARCH 2020
(Amount in rupees, unless otherwise stated)

	Notes	As at 31 March 2020	As at 31 March 2019
ASSETS			
Current assets			
Inventories	3	4,98,33,104	4,98,33,104
Financial assets			
Cash and cash equivalents	4	24,694	14,243
Total Assets		4,98,57,798	4,98,47,347
EQUITY AND LIABILITIES			
Equity			
Equity share capital	5	1,00,000	1,00,000
Other equity	6	(5,44,722)	(5,35,749)
Total equity		(4,44,722)	(4,35,749)
LIABILITIES			
Current liabilities			
Financial liabilities			
Trade payables	7	-	-
-total outstanding dues of micro and small enterprises			
-total outstanding dues other than micro and small enterprises		5,900	5,900
Other current liabilities	8	5,02,96,620	5,02,77,196
Total liabilities		5,03,02,520	5,02,83,096
Total Equity and Liabilities		4,98,57,798	4,98,47,347
Summary of significant accounting policies			
	2		

The accompanying notes are an integral part of the financial statements.

As per our report of even date

For Rajeev & Ajay
Firm registration No : 009977N
Chartered Accountants

Rajeev Sabharwal
Partner
Membership No. : 084833



For and on behalf of the Board of Directors of
COMPACT PROJECTS PRIVATE LIMITED


Shaji Kumar Sasidharan
Director
DIN-07119343


Mayank Sharma
Director
DIN-08129100

Place : New Delhi
Date : 24 June 2020



COMPACT PROJECTS PRIVATE LIMITED
STATEMENT OF PROFIT AND LOSS FOR THE YEAR ENDED 31 MARCH 2020
(Amount in rupees, unless otherwise stated)

Particulars	Notes	31 March 2020	31 March 2019
Revenue		-	-
Total Income		-	-
EXPENSES			
Finance costs	9	649	118
Other expenses	10	8,324	10,869
Total Expenses		8,973	10,987
Profit/(Loss) before tax from continuing operations		(8,973)	(10,987)
Tax expense:			
Current tax		-	-
Profit/(Loss) for the year from continuing operations		(8,973)	(10,987)
Other comprehensive income		-	-
Total other comprehensive income for the year, net of tax		-	-
Total comprehensive (loss) for the year, net of tax		(8,973)	(10,987)
Earnings per equity share:	11		
(1) Basic		(0.90)	(1.10)
(2) Diluted		(0.90)	(1.10)

Summary of significant accounting policies

2

The accompanying notes are an integral part of the financial statements.

As per our report of even date

For Rajeev & Ajay
Firm registration No : 009977N
Chartered Accountants

Rajeev Saharwal
Partner
Membership No. : 084833



Place : New Delhi
Date : 24 June 2020

For and on behalf of the Board of Directors of
COMPACT PROJECTS PRIVATE LIMITED

Shaji Kumar Sasidharan
Director
DIN-07119343

Mayank Sharma
Director
DIN-08129100

CONSUMMATE PROPERTIES PRIVATE LIMITED
BALANCE SHEET AS AT 31 MARCH 2020
(Amount in rupees, unless otherwise stated)

ASSETS

Current assets

Inventories

Financial assets

Cash and cash equivalents

Total Assets

EQUITY AND LIABILITIES

Equity

Equity share capital

Other equity

Total equity

LIABILITIES

Current liabilities

Financial liabilities

Trade payables

-total outstanding dues of micro and small enterprises

-total outstanding dues other than micro and small enterprises

Other current liabilities

Total liabilities

Total Equity and Liabilities

Summary of significant accounting policies

The accompanying notes are an integral part of the financial statements.

As per our report of even date

For MNV & CO.

Firm Reg. No. 023682N

Chartered Accountants

Vikrant Suri

Partner

Membership No: 505827

Place : New Delhi

Date : 24 June 2020

Notes	As at 31 March 2020	As at 31 March 2019
3	31,60,81,876	31,60,81,876
4	48,658	37,308
	31,61,30,534	31,61,19,184
5	1,00,000	1,00,000
6	(6,09,022)	(5,40,737)
	(5,09,022)	(4,40,737)
7	-	-
	56,800	5,902
8	31,65,82,756	31,65,54,019
	31,66,39,556	31,65,59,921
	31,61,30,534	31,61,19,184

2

For and on behalf of the Board of Directors of
CONSUMMATE PROPERTIES PRIVATE LIMITED

Neeru Sareen

Director

DIN- 08383149

Purushottam Grover

Director

DIN- 08315022

CONSUMMATE PROPERTIES PRIVATE LIMITED
STATEMENT OF PROFIT AND LOSS FOR THE YEAR ENDED 31 MARCH 2020
(Amount in rupees, unless otherwise stated)

Particulars	Notes	31 March 2020	31 March 2019
Other income		-	-
Total Income		-	-
EXPENSES			
Finance costs	9	649	118
Other expenses	10	67,636	9,728
Total Expenses		68,285	9,846
(Loss) before tax from continuing operations		(68,285)	(9,846)
Tax expense:			
Current tax		-	-
(Loss) for the year from continuing operations		(68,285)	(9,846)
Other comprehensive income		-	-
Total other comprehensive income for the year, net of tax		-	-
Total comprehensive (loss) for the year, net of tax		(68,285)	(9,846)
Earnings per equity share:	11		
(1) Basic		(6.83)	(0.98)
(2) Diluted		(6.83)	(0.98)

Summary of significant accounting policies

2

The accompanying notes are an integral part of the financial statements.

As per our report of even date

For MNV & CO.

Firm Reg. No.: 0236822N

Chartered Accountants



Vikrant Suri

Partner

Membership No.: 505887

Place : New Delhi

Date : 24 June 2020

For and on behalf of the Board of Directors of
CONSUMMATE PROPERTIES PRIVATE LIMITED

Neeru Sareen

Director

DIN- 08383149

Purushottam Grover

Director

DIN- 08315022

CROCK BUILDWELL PRIVATE LIMITED
BALANCE SHEET AS AT 31 MARCH 2020
(Amount in rupees, unless otherwise stated)

	Notes	As at 31 March 2020	As at 31 March 2019
ASSETS			
Current assets			
Inventories	3	81,77,963	81,77,963
Financial assets			
Cash and cash equivalents	4	28,645	-
Other financial assets	5	1,03,69,582	1,03,69,582
Other current assets	6	-	1,311
Total Assets		1,85,76,190	1,85,48,856
EQUITY AND LIABILITIES			
Equity			
Equity share capital	7	1,00,000	1,00,000
Other equity	8	(7,05,868)	(6,86,845)
Total equity		(6,05,868)	(5,86,845)
LIABILITIES			
Current liabilities			
Financial liabilities			
Trade payables	9	-	-
-total outstanding dues of micro and small enterprises		-	-
-total outstanding dues other than micro and small enterprises		5,900	5,901
Other financial liabilities	10	-	18,227
Other current liabilities	11	1,91,68,403	1,91,11,573
Provisions	12	7,755	-
Total liabilities		1,91,82,058	1,91,35,791
Total Equity and Liabilities		1,85,76,190	1,85,48,856

Summary of significant accounting policies

2

The accompanying notes are an integral part of the financial statements.


As per our report of even date

For MNV & CO.

Firm registration No. 023682N
Chartered Accountants

Nitin Mittal
Partner

Membership No.: 095371



For and on behalf of the Board of Directors of
CROCK BUILDWELL PRIVATE LIMITED

Anil Kumar Beniwal
Director
DIN- 08129129

Manish Aggarwal
Director
DIN- 08383049

Place : New Delhi
Date : 24 June 2020

CROCK BUILDWELL PRIVATE LIMITED
STATEMENT OF PROFIT AND LOSS FOR THE YEAR ENDED 31 MARCH 2020
(Amount in rupees, unless otherwise stated)

Particulars	Notes	31 March 2020	31 March 2019
Other income	13	354	139,500
Total income		354	139,500
EXPENSES			
Finance costs	14	649	203
Other expenses	15	18,728	9,727
Total Expenses		19,377	9,930
Profit/(loss) before tax from continuing operations		(19,023)	129,570
Tax expense:			
Current tax		-	33,689
Profit/(loss) for the year from continuing operations		(19,023)	95,881
Other comprehensive income		-	-
Total other comprehensive income for the year, net of tax		-	-
Total comprehensive income/(loss) for the year, net of tax		(19,023)	95,881
Earnings per equity share:	16		
(1) Basic		(1.90)	9.59
(2) Diluted		(1.90)	9.59

Summary of significant accounting policies

2

The accompanying notes are an integral part of the financial statements.

As per our report of even date

For MNV & CO.

Firm registration No.: 023682N

Chartered Accountants

Nitin Mittal
Nitin Mittal
Partner
Membership No.: 095341



For and on behalf of the Board of Directors of
CROCK BUILDWELL PRIVATE LIMITED

Anil Kumar Beniwal
Anil Kumar Beniwal
Director
DIN- 08129129

Manish Aggarwal
Manish Aggarwal
Director
DIN- 08383049

Place : New Delhi
Date : 24 June 2020

CROCUS BUILDERS PRIVATE LIMITED
BALANCE SHEET AS AT 31 MARCH 2020
(Amount in rupees, unless otherwise stated)

	Notes	As at 31 March 2020	As at 31 March 2019
ASSETS			
Current assets			
Inventories	3	34,52,82,330	34,52,82,330
Financial assets			
Cash and cash equivalents	4	25,320	14,869
Total Assets		34,53,07,650	34,52,97,199
EQUITY AND LIABILITIES			
Equity			
Equity share capital	5	1,00,000	1,00,000
Other equity	6	(8,14,806)	(8,05,351)
Total equity		(7,14,806)	(7,05,351)
LIABILITIES			
Current liabilities			
Financial liabilities			
Trade payables	7	-	-
-total outstanding dues of micro and small enterprises		-	-
-total outstanding dues other than micro and small enterprises		5,900	5,900
Other current liabilities	8	34,60,16,556	34,59,96,650
Total liabilities		34,60,22,456	34,60,02,550
Total Equity and Liabilities		34,53,07,650	34,52,97,199
Summary of significant accounting policies	2		

The accompanying notes are an integral part of the financial statements.

As per our report of even date

For Rajeev & Ajay
Firm registration No : 009977N
Chartered Accountants

Rajeev Sabharwal
Partner
Membership No. : 084833



For and on behalf of the Board of Directors of
CROCUS BUILDERS PRIVATE LIMITED

Reena
Director
DIN-08129092

Manish Aggarwal
Director
DIN-08383049

Place : New Delhi
Date : 24 June 2020

me

CROCUS BUILDERS PRIVATE LIMITED
STATEMENT OF PROFIT AND LOSS FOR THE YEAR ENDED 31 MARCH 2020
(Amount in rupees, unless otherwise stated)

Particulars	Notes	31 March 2020	31 March 2019
Other income		-	-
Total Income		-	-
EXPENSES			
Finance costs	9	649	118
Other expenses	10	8,806	7,547
Total Expenses		9,455	7,665
Profit/(Loss) before tax from continuing operations		(9,455)	(7,665)
Tax expense:			
Current tax		-	-
Profit/(Loss) for the year from continuing operations		(9,455)	(7,665)
Other comprehensive income		-	-
Total other comprehensive income for the year, net of tax		-	-
Total comprehensive (loss) for the year, net of tax		(9,455)	(7,665)
Earnings per equity share:	11		
(1) Basic		(0.95)	(0.77)
(2) Diluted		(0.95)	(0.77)

Summary of significant accounting policies

2

The accompanying notes are an integral part of the financial statements.

As per our report of even date

For Rajeev & Ajay
Firm registration No: 009977N
Chartered Accountants

Rajeev Soodharwal
Partner
Membership No. : 084833



For and on behalf of the Board of Directors of
CROCUS BUILDERS PRIVATE LIMITED

Reena
Director
DIN-08129092

Manish Aggarwal
Director
DIN-08383049

Place : New Delhi
Date : 24 June 2020

CRONY BUILDERS PRIVATE LIMITED
BALANCE SHEET AS AT 31 MARCH 2020
(Amount in rupees, unless otherwise stated)

	Notes	As at 31 March 2020	As at 31 March 2019
ASSETS			
Current assets			
Inventories	3	32,53,14,742	32,53,14,742
Financial assets			
Cash and cash equivalents	4	23,855	25,200
Other current assets	5	-	8,14,100
		32,53,38,597	32,61,54,042
Total Assets		32,53,38,597	32,61,54,042
EQUITY AND LIABILITIES			
Equity			
Equity share capital	6	1,00,000	1,00,000
Other equity	7	(4,66,326)	(2,91,243)
Total equity		(3,66,326)	(1,91,243)
LIABILITIES			
Current liabilities			
Financial liabilities			
Trade payables	8	-	-
-total outstanding dues of micro and small enterprises			
-total outstanding dues other than micro and small enterprises		5,901	5,901
Other current liabilities	9	32,56,99,021	32,63,39,384
Total liabilities		32,57,04,922	32,63,45,285
Total Equity and Liabilities		32,53,38,596	32,61,54,042

Summary of significant accounting policies

2

The accompanying notes are an integral part of the financial statements.

As per our report of even date

For Rajeev & Ajay
Firm registration No 009977N
Chartered Accountants

Rajeev Sabharwal
Partner
Membership No. : 084833



For and on behalf of the Board of Directors of
CRONY BUILDERS PRIVATE LIMITED

Praveen Kumar Madan
Director
DIN-08595762

Chaudhan Singh
Director
DIN-08129090

Place : New Delhi
Date : 24 June 2020

dm

CRONY BUILDERS PRIVATE LIMITED
STATEMENT OF PROFIT AND LOSS FOR THE YEAR ENDED 31 MARCH 2020
(Amount in rupees, unless otherwise stated)

Particulars	Notes	31 March 2020	31 March 2019
Revenue	10	22,319	-
Total Income (I)		22,319	-
EXPENSES			
Finance costs	11	1,88,151	41
Other expenses	12	9,251	25,068
Total Expenses (II)		1,97,402	25,109
Profit/(Loss) before tax from continuing operations (I-II)		(1,75,083)	(25,109)
Tax expense:			
Current tax		-	-
Profit/(Loss) for the year from continuing operations		(1,75,083)	(25,109)
Other comprehensive income		-	-
Total other comprehensive income for the year, net of tax		-	-
Total comprehensive (loss) for the year, net of tax		(1,75,083)	(25,109)
Earnings per equity share:	13		
(1) Basic		(17.51)	(2.51)
(2) Diluted		(17.51)	(2.51)

Summary of significant accounting policies

2

The accompanying notes are an integral part of the financial statements.

As per our report of even date

For Rajeev & Ajay
Firm registration No : 009977N
Chartered Accountants

Rajeev Sahharwal
Partner
Membership No. : 084833



For and on behalf of the Board of Directors of
CRONY BUILDERS PRIVATE LIMITED

Praveen Kumar Madan
Director
DIN-08595762

Chandan Singh
Director
DIN-08129090

Place : New Delhi
Date : 24 June 2020

DEEP JYOTI PROJECTS PRIVATE LIMITED
BALANCE SHEET AS AT 31 MARCH 2020
(Amount in rupees, unless otherwise stated)

ASSETS

Current assets

- Inventories
- Financial assets
- Cash and cash equivalents
- Other current assets

Total Assets

EQUITY AND LIABILITIES

Equity

- Equity share capital
- Other equity
- Total equity**

LIABILITIES

Current liabilities

- Financial liabilities
- Trade payables
- total outstanding dues of micro and small enterprises
- total outstanding dues other than micro and small enterprises
- Other current liabilities
- Total liabilities**

Total Equity and Liabilities

Summary of significant accounting policies

The accompanying notes are an integral part of the financial statements.

As per our report of even date

For MNV & CO.

Firm Reg. No.: 023682N
Chartered Accountants

Vikrant Suri

Partner

Membership No.: 505887

Place : New Delhi
Date : 24 June 2020

Notes	As at 31 March 2020	As at 31 March 2019
3	209,019,291	209,019,291
4	18,046	14,595
5	117,406	117,406
	209,154,743	209,151,292
6	100,000	100,000
7	389,816	400,009
	489,816	500,009
8	-	-
9	55,400	55,400
	208,609,527	208,595,883
	208,664,927	208,651,283
	209,154,743	209,151,292

2

For and on behalf of the Board of Directors of
DEEP JYOTI PROJECTS PRIVATE LIMITED

Sushma
Sushma Sharma
Director
DIN-08657450

Manish
Manish Aggarwal
Director
DIN-08383049

m

DEEP JYOTI PROJECTS PRIVATE LIMITED
STATEMENT OF PROFIT AND LOSS FOR THE YEAR ENDED 31 MARCH 2020
(Amount in rupees, unless otherwise stated)

Particulars	Notes	31 March 2020	31 March 2019
Other income		-	-
Total Income		-	-
EXPENSES			
Finance costs	10	649	179
Other expenses	11	9,544	9,729
Total Expenses		10,193	9,908
(Loss) before tax from continuing operations		(10,193)	(9,908)
Tax expense:			
Current tax		-	-
(Loss) for the year from continuing operations		(10,193)	(9,908)
Other comprehensive income		-	-
Total other comprehensive income for the year, net of tax		-	-
Total comprehensive (loss) for the year, net of tax		(10,193)	(9,908)
Earnings per equity share:	12		
(1) Basic		(1.02)	(0.99)
(2) Diluted		(1.02)	(0.99)

Summary of significant accounting policies

2

The accompanying notes are an integral part of the financial statements.

As per our report of even date


For MNV & CO.
Firm Reg. No.: 023682N
Chartered Accountants




Vikrant Suri
Partner
Membership No.: 505887

Place : New Delhi
Date : 24 June 2020

For and on behalf of the Board of Directors of
DEEP JYOTI PROJECTS PRIVATE LIMITED


Sushma Sharma
Director
DIN-08657450


Manish Aggarwal
Director
DIN-08383049

DIVIT ESTATES PRIVATE LIMITED
BALANCE SHEET AS AT 31 MARCH 2020
(Amount in rupees, unless otherwise stated)

ASSETS

Current assets

Inventories

Financial assets

Cash and cash equivalents

Other current assets

Total Assets

EQUITY AND LIABILITIES

Equity

Equity share capital

Other equity

Total equity

LIABILITIES

Current liabilities

Financial liabilities

Trade payables

-total outstanding dues of micro and small enterprises

-total outstanding dues other than micro and small enterprises

Other current liabilities

Provisions

Total liabilities

Total Equity and Liabilities

Summary of significant accounting policies

The accompanying notes are an integral part of the financial statements.

As per our report of even date

For MNV & CO.

Firm registration No.: 022682N

Chartered Accountants

Vikrant Suri

Partner

Membership No.: 505887

Place : New Delhi

Date : 24 June 2020

Notes	As at 31 March 2020	As at 31 March 2019
3	15,938,862	15,938,862
4	18,712	15,261
5	12,500,000	12,500,000
	28,457,574	28,454,123
6	100,000	100,000
7	(19,107,744)	(19,094,275)
	(19,007,744)	(18,994,275)
8	-	-
9	12,505,900	12,505,900
10	34,959,418	34,942,498
	47,465,318	47,448,398
	28,457,574	28,454,123

2

For and on behalf of the Board of Directors of
DIVIT ESTATES PRIVATE LIMITED

Nikhil Srivastava

Director

DIN-08077388

Manish Aggarwal

Director

DIN-08383049

m

DIVIT ESTATES PRIVATE LIMITED
STATEMENT OF PROFIT AND LOSS FOR THE YEAR ENDED 31 MARCH 2020
(Amount in rupees, unless otherwise stated)


Particulars	Notes	31 March 2020	31 March 2019
Revenue		-	-
Total Income		-	-
EXPENSES			
Finance costs	11	649	118
Other expenses	12	12,820	11,186
Total Expenses		13,469	11,304
(Loss) before tax from continuing operations		(13,469)	(11,304)
Tax expense:			
Current tax		-	-
(Loss) for the year from continuing operations		(13,469)	(11,304)
Other comprehensive income		-	-
Total other comprehensive income for the year, net of tax		-	-
Total comprehensive (loss) for the year, net of tax		(13,469)	(11,304)
Earnings per equity share:	13		
(1) Basic		(1.35)	(1.13)
(2) Diluted		(1.35)	(1.13)

Summary of significant accounting policies

2


The accompanying notes are an integral part of the financial statements.

As per our report of even date

For MNV & CO.
Firm registration No.: 023682N
Chartered Accountants

Vikram Suri
Partner
Membership No.: 505887

For and on behalf of the Board of Directors of
DIVIT ESTATES PRIVATE LIMITED


Nikhil Srivastava
Director
DIN-08077388


Manish Aggarwal
Director
DIN-08383049

Place : New Delhi
Date : 24 June 2020

DOVE PROMOTERS PRIVATE LIMITED
BALANCE SHEET AS AT 31 MARCH 2020
(Amount in rupees, unless otherwise stated)

	Notes	As at 31 March 2020	As at 31 March 2019
ASSETS			
Non-current assets			
Investments	3	3,00,000	3,00,000
		<u>3,00,000</u>	<u>3,00,000</u>
Current assets			
Inventories	4	58,22,25,202	58,22,25,202
Financial assets			
Cash and cash equivalents	5	25,782	12,764
Other bank balances	6	7,32,730	7,32,730
Other financial assets	7	1,35,183	85,952
Other current assets	8	2,83,784	2,83,784
Total Assets		<u>58,37,02,681</u>	<u>58,36,40,432</u>
EQUITY AND LIABILITIES			
Equity			
Equity share capital	9	2,00,000	2,00,000
Other equity	10	(83,49,166)	(86,19,643)
Total equity		<u>(81,49,166)</u>	<u>(84,19,643)</u>
LIABILITIES			
Current liabilities			
Financial liabilities			
Trade payables	11	-	-
-total outstanding dues of micro and small enterprises			
-total outstanding dues other than micro and small enterprises		3,07,800	1,01,301
Other current liabilities	12	59,14,23,702	59,18,67,286
Provisions	13	1,20,345	91,488
Total liabilities		<u>59,18,51,847</u>	<u>59,20,60,075</u>
Total Equity and Liabilities		<u>58,37,02,681</u>	<u>58,36,40,432</u>

Summary of significant accounting policies

2

The accompanying notes are an integral part of the financial statements.

As per our report of even date

For Rajeev & Ajay

Firm registration No : 009977N

Chartered Accountants

Rajeev Sabharwal

Partner

Membership No. : 084839



For and on behalf of the Board of Directors of
DOVE PROMOTERS PRIVATE LIMITED

Kamal Malik

Director

DIN-08129137

Manish Aggarwal

Director

DIN-08383049

Place : New Delhi

Date : 24 June 2020

DOVE PROMOTERS PRIVATE LIMITED
STATEMENT OF PROFIT AND LOSS FOR THE YEAR ENDED 31 MARCH 2020
(Amount in rupees, unless otherwise stated)

Particulars	Notes	31 March 2020	31 March 2019
Revenue from operations	14	-	17,501
Other income	15	5,49,964	49,096
Total Income (I)		5,49,964	66,597
EXPENSES			
Finance costs	16	702	96
Other expenses	17	2,66,185	72,719
Total Expenses (II)		2,66,887	72,815
Profit/(Loss) before tax from continuing operations (I-II)		2,83,077	(6,218)
Tax expense:			
Current tax		12,600	-
Profit/(Loss) for the year from continuing operations		2,70,477	(6,218)
Other comprehensive income		-	-
Total other comprehensive income for the year, net of tax		-	-
Total comprehensive (loss)/income for the year, net of tax		2,70,477	(6,218)
Earnings per equity share:	18		
(1) Basic		13.52	(0.31)
(2) Diluted		13.52	(0.31)

Summary of significant accounting policies

2

The accompanying notes are an integral part of the financial statements.

As per our report of even date

For Rajeev & Ajay
Firm registration No. 009977N
Chartered Accountants

Rajeev Kumar
Partner
Membership No. : 084833



For and on behalf of the Board of Directors of
DOVE PROMOTERS PRIVATE LIMITED

Kamal Malik
Director
DIN-08129137

Manish Agarwal
Director
DIN-08383049

Place : New Delhi
Date : 24 June 2020

DUCAT BUILDERS PRIVATE LIMITED
BALANCE SHEET AS AT 31 MARCH 2020
(Amount in Rupees, unless otherwise stated)


	Notes	31 March 2020	31 March 2019
ASSETS			
Current assets			
Financial assets			
Cash and cash equivalents	3	26,234	22,782
Other financial assets	4	19,018,795	19,033,808
Total assets		19,045,029	19,056,590
EQUITY AND LIABILITIES			
Equity			
Equity share capital	5	27,200,000	27,200,000
Other equity	6	(8,160,871)	(8,149,309)
Total equity		19,039,129	19,050,691
LIABILITIES			
Current liabilities			
Financial liabilities			
Trade payables	7	-	-
-total outstanding dues of micro and small enterprises		-	-
-total outstanding dues other than micro and small enterprises		5,900	5,899
Total liabilities		5,900	5,899
Total equity and liabilities		19,045,029	19,056,590

Summary of significant accounting policies 2


The accompanying notes are an integral part of the financial statements.

As per our report of even date

For Sanjay Rastogi & Associates
Firm registration No. 014056N
Chartered Accountants



CA Sanjay Rastogi
Proprietor
Membership No. : 075033



For and on behalf of the Board of Directors of
DUCAT BUILDERS PRIVATE LIMITED


Purneshottam Grover
Director
DIN-08315022


Manish Aggarwal
Director
DIN-08385049

Place : New Delhi
Date : 24 June 2020



DUCAT BUILDERS PRIVATE LIMITED
STATEMENT OF PROFIT AND LOSS FOR THE YEAR ENDED 31 MARCH 2020
(Amount in Rupees, unless otherwise stated)

Particulars	Notes	31 March 2020	31 March 2019
Revenue		-	-
Total Income		-	-
EXPENSES			
Finance costs	8	649	-
Other expenses	9	10,913	12,220
Total Expenses		11,562	12,220
Loss before tax from continuing operations		(11,562)	(12,220)
Tax expense:			
Current tax		-	-
Loss for the year from continuing operations		(11,562)	(12,220)
Other comprehensive income		-	-
Total other comprehensive income for the year, net of tax		-	-
Total comprehensive income for the year, net of tax		(11,562)	(12,220)
Earnings per equity share:	10		
Basic (Rs.)		(0.00)	(0.00)
Diluted (Rs.)		(0.00)	(0.00)


Summary of significant accounting policies

2

The accompanying notes are an integral part of the financial statements.

As per our report of even date

For Sanjay Rastogi & Associates
Firm registration No. 014056N
Chartered Accountants



CA Sanjay Rastogi
Proprietor
Membership No. : 075033



For and on behalf of the Board of Directors of
DUCAT BUILDERS PRIVATE LIMITED



Purushottam Grover
Director
DIN-08315022



Manish Aggarwal
Director
DIN-08383019

Place : New Delhi
Date : 24 June 2020

DUMDUM BUILDERS PRIVATE LIMITED
BALANCE SHEET AS AT 31 MARCH 2020
(Amount in Rupees, unless otherwise stated)

	Notes	As at 31 March 2020	As at 31 March 2019
ASSETS			
Current assets			
Inventories	3	9,48,76,783	9,48,76,783
Financial assets			
Cash and cash equivalents	4	25,494	15,044
Total Assets		9,49,02,277	9,48,91,827
EQUITY AND LIABILITIES			
Equity			
Equity share capital	5	1,00,000	1,00,000
Other equity	6	(3,11,668)	(3,01,116)
Total equity		(2,11,668)	(2,01,116)
LIABILITIES			
Current liabilities			
Financial liabilities			
Trade payables	7		
-total outstanding dues of micro and small enterprises			
-total outstanding dues other than micro and small enterprises		5,900	5,901
Other current liabilities	8	9,51,08,045	9,50,87,042
Total liabilities		9,51,13,945	9,50,92,943
Total Equity and Liabilities		9,49,02,277	9,48,91,827
Summary of significant accounting policies			
	2		

The accompanying notes are an integral part of the financial statements.

As per our report of even date

For Rajeev & Ajay
Firm registration No : 009977N
Chartered Accountants

Rajeev Subharwal
Partner
Membership No. : 084833



For and on behalf of the Board of Directors of
DUMDUM BUILDERS PRIVATE LIMITED

Mitrakant
Director
DIN-08528740

Bijay Kumar Panda
Director
DIN-08503814

Place : New Delhi
Date : 24 June 2020

DUMDUM BUILDERS PRIVATE LIMITED
STATEMENT OF PROFIT AND LOSS FOR THE YEAR ENDED 31 MARCH 2020
(Amount in Rupees, unless otherwise stated)


Particulars	Notes	31 March 2020	31 March 2019
Revenue		-	-
Total Income (I)		-	-
EXPENSES			
Finance costs	9	649	118
Other expenses	10	9,903	8,481
Total Expenses (II)		10,552	8,599
Profit/(Loss) before tax from continuing operations (I-II)		(10,552)	(8,599)
Tax expense:			
Current Tax		-	-
Profit/(Loss) for the year from continuing operations		(10,552)	(8,599)
Other comprehensive income		-	-
Total other comprehensive income for the year, net of tax		-	-
Total comprehensive income/(loss) for the year, net of tax		(10,552)	(8,599)
Earnings per equity share (computed on the basis of profit/(loss) for the year):	11		
(1) Basic		(1.06)	(0.86)
(2) Diluted		(1.06)	(0.86)

Summary of significant accounting policies

2

The accompanying notes are an integral part of the financial statements.

As per our report of even date

For Rajeev & Ajay
Firm registration No : 009977N
Chartered Accountants

Rajeev Sahrawat
Partner
Membership No. : 084833



For and on behalf of the Board of Directors of
DUMDUM BUILDERS PRIVATE LIMITED


Mitrakant
Director
DIN-08528740


Bijay Kumar Panda
Director
DIN-08503814


Place : New Delhi
Date : 24 June 2020


ECRU BUILDERS PRIVATE LIMITED
BALANCE SHEET AS AT 31 MARCH 2020
(Amount in Rupees, unless otherwise stated)

	Notes	31 March 2020	31 March 2019
ASSETS			
Current assets			
Inventories	3	28,027,485	28,027,485
Financial assets			
Cash and cash equivalents	4	24,711	14,259
Other current assets	5	505	505
Total assets		28,052,701	28,042,249
EQUITY AND LIABILITIES			
Equity			
Equity share capital	6	100,000	100,000
Other equity	7	(165,325)	(155,875)
Total equity		(65,325)	(55,875)
LIABILITIES			
Current liabilities			
Financial liabilities			
Trade payables	8	-	-
-total outstanding dues of micro and small enterprises		5,900	5,900
-total outstanding dues other than micro and small enterprises	9	28,112,126	28,092,224
Other current liabilities		28,118,026	28,098,124
Total liabilities		28,052,701	28,042,249
Total equity and liabilities		28,052,701	28,042,249
Summary of significant accounting policies	2		
The accompanying notes are an integral part of the financial statements.			


As per our report of even date


For Sanjay Rastogi & Associates
Firm registration No : 014056N
Chartered Accountants


CA Sanjay Rastogi
Proprietor
Membership No. : 075033



For and on behalf of the Board of Directors of
ECRU BUILDERS PRIVATE LIMITED


Sushma Sharma
Director
DIN-08657450


Manish Aggarwal
Director
DIN-08383049

Place : New Delhi
Date : 24 June 2020



ECRU BUILDERS PRIVATE LIMITED
STATEMENT OF PROFIT AND LOSS FOR THE YEAR ENDED 31 MARCH 2020
(Amount in Rupees, unless otherwise stated)


Particulars	Notes	31 March 2020	31 March 2019
Revenue		-	-
Total Income		-	-
Expenses			
Finance costs	10	649	118
Other expenses	11	8,801	11,184
Total Expenses		9,450	11,302
Loss before tax from continuing operations		(9,450)	(11,302)
Current tax		-	-
Loss for the year from continuing operations		(9,450)	(11,302)
Other comprehensive income		-	-
Total other comprehensive income for the year, net of tax		-	-
Total comprehensive loss for the year, net of tax		(9,450)	(11,302)
Earnings per equity share:	12		
Basic (Rs.)		(0.95)	(1.13)
Diluted (Rs.)		(0.95)	(1.13)

Summary of significant accounting policies 2

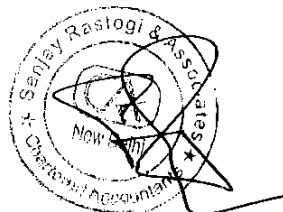
The accompanying notes are an integral part of the financial statements.

As per our report of even date


For Sanjay Rastogi & Associates
Firm registration No : 014056N
Chartered Accountants



CA Sanjay Rastogi
Proprietor
Membership No. : 075033



For and on behalf of the Board of Directors of
ECRU BUILDERS PRIVATE LIMITED


Sushma Sharma
Director
DIN-08657450


Manish Aggarwal
Director
DIN-08383049

Place : New Delhi
Date : 24 June 2020

EDENIC PROPBUILD PRIVATE LIMITED
BALANCE SHEET AS AT 31 MARCH 2020
(Amount in rupees, unless otherwise stated)

ASSETS

Current assets

Financial assets

Cash and cash equivalents

Other financial assets

Other current assets

Total Assets

EQUITY AND LIABILITIES

Equity

Equity share capital

Other equity

Total equity

LIABILITIES

Current liabilities

Financial liabilities

Borrowings

Trade payables

-total outstanding dues of micro and small enterprises

-total outstanding dues other than micro and small enterprises

Other current liabilities

Total liabilities

Total Equity and Liabilities

Summary of significant accounting policies

The accompanying notes are an integral part of the financial statements.

As per our report of even date

For Rajeev & Ajay
Firm registration No. 009977
Chartered Accountants

Rajeev Sabharwal
Partner
Membership No. : 084833

Place : New Delhi
Date : 24 June 2020

Notes	As at 31 March 2020	As at 31 March 2019
3	1,33,299	21,431
4	47,65,05,405	72,65,05,405
5	30,000	2,027
	47,66,68,704	72,65,28,863
	47,66,68,704	72,65,28,863
6	1,00,000	1,00,000
7	(1,74,02,02,967)	(1,73,95,74,681)
	(1,74,01,02,967)	(1,73,94,74,681)
8	2,21,62,34,524	2,46,47,71,493
9	-	-
	5,33,004	12,27,290
10	4,143	4,761
	2,21,67,71,671	2,46,60,03,544
	47,66,68,704	72,65,28,863

2

For and on behalf of the Board of Directors of
EDENIC PROPBUILD PRIVATE LIMITED

Nikhil Srivastava
Director
DIN-08077388

Manish Kumar
Director
DIN-08376582

EDENIC PROPBUILD PRIVATE LIMITED
STATEMENT OF PROFIT AND LOSS FOR THE YEAR ENDED 31 MARCH 2020
(Amount in rupees, unless otherwise stated)

Particulars	Notes	31 March 2020	31 March 2019
Other income	11	6,66,514	22,22,46,452
Total income (I)		6,66,514	22,22,46,452
EXPENSES			
Finance costs	12	1,020	654
Other expenses	13	12,93,780	44,10,37,589
Total Expenses (II)		12,94,800	44,10,38,243
(Loss) before tax from continuing operations (I-II)		(6,28,286)	(21,87,91,791)
Tax expense:			
Current tax		-	-
(Loss) for the year from continuing operations		(6,28,286)	(21,87,91,791)
Other comprehensive income		-	-
Total other comprehensive income for the year, net of tax		-	-
Total comprehensive (loss) for the year, net of tax		(6,28,286)	(21,87,91,791)
Earnings per equity share:	14		
(1) Basic		(62.83)	(21,879.18)
(2) Diluted		(62.83)	(21,879.18)

Summary of significant accounting policies

2

The accompanying notes are an integral part of the financial statements.

As per our report of even date

For Rajeev & Ajay

Firm registration No. 009977N
Chartered Accountants

Rajeev Sabharwal
Partner

Membership No. : 084833



For and on behalf of the Board of Directors of
EDENIC PROPBUILD PRIVATE LIMITED

Nikhil Srivastava
Director
DIN-08077388

Manish Kumar
Director
DIN-08376582

Place : New Delhi
Date : 24 June 2020

EDIT ESTATES PRIVATE LIMITED
BALANCE SHEET AS AT 31 MARCH 2020
(Amount in Rupees, unless otherwise stated)

	Notes	As at 31 March 2020	As at 31 March 2019
ASSETS			
Current assets			
Inventories	3	2,91,08,720	2,91,08,720
Financial assets			
Cash and cash equivalents	4	25,513	15,062
Total Assets		2,91,34,233	2,91,23,782
EQUITY AND LIABILITIES			
Equity			
Equity share capital	5	1,00,000	1,00,000
Other equity	6	(5,56,670)	(5,45,980)
Total equity		(4,56,670)	(4,45,980)
LIABILITIES			
Current liabilities			
Financial liabilities			
Trade payables	7	-	-
-total outstanding dues of micro and small enterprises		5,900	5,901
-total outstanding dues other than micro and small enterprises			
Other current liabilities	8	2,95,85,003	2,95,63,861
Total liabilities		2,95,90,903	2,95,69,762
Total Equity and Liabilities		2,91,34,233	2,91,23,782

Summary of significant accounting policies

2

The accompanying notes are an integral part of the financial statements.

As per our report of even date

For Rajeev & Ajay
Firm registration No. 009977N
Chartered Accountants

Rajeev Subharwal
Partner
Membership No. : 084833



For and on behalf of the Board of Directors of
EDIT ESTATES PRIVATE LIMITED

Rohi Aggarwal
Director
DIN-08388011

Ajit Madathil Pavithran
Director
DIN-07176243

Place : New Delhi
Date : 24 June 2020

EDIT ESTATES PRIVATE LIMITED
STATEMENT OF PROFIT AND LOSS FOR THE YEAR ENDED 31 MARCH 2020
(Amount in Rupees, unless otherwise stated)


Particulars	Notes	As at 31 March 2020	As at 31 March 2019
Revenue Income		-	-
Total Income (I)		-	-
EXPENSES			
Finance costs	9	649	118
Other expenses	10	10,041	17,831
Total Expenses (II)		10,690	17,949
Profit/(Loss) before tax from continuing operations (I-II)		(10,690)	(17,949)
Tax expense			
Current Tax		-	-
(Loss) for the year from continuing operations		(10,690)	(17,949)
Other comprehensive income		-	-
Total other comprehensive income for the year, net of tax		-	-
Total comprehensive income/(loss) for the year, net of tax		(10,690)	(17,949)
Earnings per equity share (computed on the basis of profit/(loss) for the year):	11		
(1) Basic		(1.07)	(1.79)
(2) Diluted		(1.07)	(1.79)

Summary of significant accounting policies

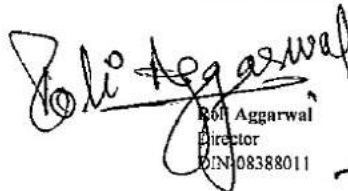
2


The accompanying notes are an integral part of the financial statements.

As per our report of even date

For Rajeev & Ajay
Firm registration No. 009277N
Chartered Accountants

Rajeev Sabharwal
Partner
Membership No. : 084833

For and on behalf of the Board of Directors of
EDIT ESTATES PRIVATE LIMITED


Rohit Aggarwal
Director
DIN: 08388011


Ajit Madan Lal Pavithran
Director
DIN-07196243

Place : New Delhi
Date : 24 June 2020

EDUCT PROPBUILD PRIVATE LIMITED
BALANCE SHEET AS AT 31 MARCH 2020
(Amount in Rupees, unless otherwise stated)

ASSETS

Current assets

Financial assets

Cash and cash equivalents

Total Assets

Notes	As at 31 March 2020	As at 31 March 2019
3	24,870	14,420
	24,870	14,420

EQUITY AND LIABILITIES

Equity

Equity share capital

Other equity

Total equity

4	1,00,000	1,00,000
5	(71,55,114)	(71,44,759)
	(70,55,114)	(70,44,759)

LIABILITIES

Current liabilities

Financial liabilities

Trade payables

-total outstanding dues of micro and small enterprises

-total outstanding dues other than micro and small enterprises

Other Current liabilities

Total liabilities

6	-	-
	6,823	7,131
7	70,73,161	70,52,048
	70,79,984	70,59,179

Total Equity and Liabilities

	24,870	14,420
--	---------------	---------------

Summary of significant accounting policies

2

The accompanying notes are an integral part of the financial statements.

As per our report of even date

For Rajeev & Ajay

Firm registration No : 009977

Chartered Accountants

Rajeev Sabharwal

Partner

Membership No. : 084833



For and on behalf of the Board of Directors of
EDUCT PROPBUILD PRIVATE LIMITED

Niranjana Kumar Jha
Niranjana Kumar Jha
Director
DIN-08376638

Jahangir Ashraf
Jahangir Ashraf
Director
DIN-08587748

Place : New Delhi

Date : 24 June 2020

20

EDUCT PROPBUILD PRIVATE LIMITED
STATEMENT OF PROFIT AND LOSS FOR THE YEAR ENDED 31 MARCH 2020
(Amount in Rupees, unless otherwise stated)

Particulars	Notes	31 March 2020	31 March 2019
Revenue		-	-
Other Income	8	307	-
Total Income (I)		307	-
EXPENSES			
Finance costs	9	649	118
Other expenses	10	10,013	14,617
Total Expenses (II)		10,662	14,735
Profit/(Loss) before tax from continuing operations (I-II)		(10,355)	(14,735)
Tax expense:			
Current Tax		-	-
Profit/(Loss) for the year from continuing operations		(10,355)	(14,735)
Other comprehensive income		-	-
Total other comprehensive income for the year, net of tax		-	-
Total comprehensive (loss) for the year, net of tax		(10,355)	(14,735)
Earnings per equity share:	11		
(1) Basic		(1.04)	(1.47)
(2) Diluted		(1.04)	(1.47)
Summary of significant accounting policies	2		

The accompanying notes are an integral part of the financial statements.

As per our report of even date

For Rajeev & Ajay

Firm registration No : 009977

Chartered Accountants

Rajeev Babbarwal

Partner

Membership No. : 084833



For and on behalf of the Board of Directors of
EDUCT PROPBUILD PRIVATE LIMITED

Niranjan Kumar Jha
Director
DIN-08376638

Shahin Ashraf
Director
DIN-08587748

Place : New Delhi

Date : 24 June 2020

Elan Conbuild Private Limited
BALANCE SHEET AS AT 31 MARCH 2020
(Amount in Rupees, unless otherwise stated)

	Notes	As at 31 March 2020	As at 31 March 2019
ASSETS			
Current assets			
Financial assets			
Cash and cash equivalents	3	25,597	20,124
Other current assets	4	2,50,000	-
Total Assets		2,75,597	20,124
EQUITY AND LIABILITIES			
Equity			
Equity share capital	5	1,00,000	1,00,000
Other equity	6	(70,34,51,135)	(70,53,10,201)
Total equity		(70,33,51,135)	(70,52,10,201)
LIABILITIES			
Current liabilities			
Financial liabilities			
Borrowings	7	69,67,73,271	69,60,84,770
Trade payables	8	-	-
-total outstanding dues of micro and small enterprises		-	-
-total outstanding dues other than micro and small enterprises		21,076	23,13,170
Other financial liabilities	9	68,32,385	68,32,385
Total liabilities		70,36,26,732	70,52,30,325
Total Equity and Liabilities		2,75,597	20,124

Summary of significant accounting policies 2

The accompanying notes are an integral part of the financial statements.

As per our report of even date

For Rajeev & Ajay
Firm registration No : 009977N
Chartered Accountants

Rajeev Sabharwal
Partner
Membership No. : 084833



For and on behalf of the Board of Directors of
Elan Conbuild Private Limited

Manish Kumar
Director
DIN-08376582

Dhiraj Kumar Singh
Director
DIN-08375395

Place : New Delhi
Date : 24 June 2020

Elan Conbuild Private Limited
STATEMENT OF PROFIT AND LOSS FOR THE YEAR ENDED 31 MARCH 2020
(Amount in Rupees, unless otherwise stated)

Particulars	Notes	31 March 2020	31 March 2019
Revenue		-	-
Other Income	10	22,92,094	-
Total Income (I)		22,92,094	-
EXPENSES			
Finance costs	11	686	-
Other expenses	12	4,32,342	30,89,795
Total Expenses		4,33,028	30,89,795
(Loss) before tax from continuing operations		18,59,066	(30,89,795)
Tax expense:			
Current tax		-	-
(Loss) for the year from continuing operations		18,59,066	(30,89,795)
Other comprehensive income		-	-
Total other comprehensive income for the year, net of tax		-	-
Total comprehensive income/(loss) for the year, net of tax		18,59,066	(30,89,795)
Earnings per equity share (computed on the basis of profit/(loss) for the year):	13		
(1) Basic		185.91	(308.98)
(2) Diluted		185.91	(308.98)

Summary of significant accounting policies

2

The accompanying notes are an integral part of the financial statements.

As per our report of even date

For Rajeev & Ajay
Firm registration No : 009977N
Chartered Accountants

Rajeev Sabharwal
Partner
Membership No. : 084833



For and on behalf of the Board of Directors of
Elan Conbuild Private Limited

Manish Kumar
Director
DIN-08376582

Dhiraj Kumar Singh
Director
DIN-08375395

Place : New Delhi
Date : 24 June 2020

ELEGANT PROPBUILD PRIVATE LIMITED
BALANCE SHEET AS AT 31 MARCH 2020
(Amount in Rupees, unless otherwise stated)

ASSETS

Current assets

Inventories

Financial assets

Cash and cash equivalents

Total assets

EQUITY AND LIABILITIES

Equity

Equity share capital

Other equity

Total equity

LIABILITIES

Current liabilities

Financial liabilities

Trade payables

-total outstanding dues of micro and small enterprises

-total outstanding dues other than micro and small enterprises

Other current liabilities

Total liabilities

Total equity and liabilities

Summary of significant accounting policies

The accompanying notes are an integral part of the financial statements.

As per our report of even date

For Sanjay Rastogi & Associates

Firm registration No : 014056N

Chartered Accountants

CA Sanjay Rastogi

Proprietor

Membership No. : 075033

Place : New Delhi

Date : 24 June 2020



Notes	31 March 2020	31 March 2019
3	31,003,868	31,003,868
4	25,352	14,901
	31,029,220	31,018,769
5	200,000	200,000
6	30,736,908	30,746,184
	30,936,908	30,946,184
7		
8	5,900	5,901
	86,412	66,684
	92,312	72,585
	31,029,220	31,018,769
2		

For and on behalf of the Board of Directors of
ELEGANT PROPBUILD PRIVATE LIMITED

Rohi Aggarwal
Director
DIN - 08388011

Vijay Garg
Director
DIN - 08129147

3m

ELEGANT PROPBUILD PRIVATE LIMITED
STATEMENT OF PROFIT AND LOSS FOR THE YEAR ENDED 31 MARCH 2020
 (Amount in Rupees, unless otherwise stated)


Particulars	Notes	31 March 2020	31 March 2019
Revenue		-	-
Total Income		-	-
EXPENSES			
Finance costs	9	649	118
Other expenses	10	8,627	15,445
Total Expenses		9,276	15,563
Loss before tax from continuing operations		(9,276)	(15,563)
Tax expense:			
Current tax		(9,276)	(15,563)
Loss for the year from continuing operations		(9,276)	(15,563)
Other comprehensive income		-	-
Total other comprehensive income for the year, net of tax		-	-
Total comprehensive loss for the year, net of tax		(9,276)	(15,563)
Earnings per equity share:	11		
Basic (Rs.)		(0)	(1)
Diluted (Rs.)		(0)	(1)

Summary of significant accounting policies


The accompanying notes are an integral part of the financial statements.

As per our report of even date


For Sanjay Rastogi & Associates
 Firm registration No : 014056N
 Chartered Accountants



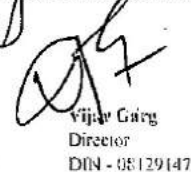
CA Sanjay Rastogi
 Proprietor
 Membership No. : 075033



For and on behalf of the Board of Directors of
ELEGANT PROPBUILD PRIVATE LIMITED



Rishi Aggarwal
 Director
 DIN - 08388011



Vijay Gang
 Director
 DIN - 08129147

Place: New Delhi
 Date : 24 June 2020

Elite Conbuild Private Limited
BALANCE SHEET AS AT 31 MARCH 2020
(Amount in Rupees, unless otherwise stated)

	Notes	As at 31 March 2020	As at 31 March 2019
ASSETS			
Non-current assets			
Capital work-in-progress	3	40,56,70,502	70,10,00,001
		<u>40,56,70,502</u>	<u>70,10,00,001</u>
Current assets			
Financial assets			
Cash and cash equivalents	4	24,760	16,309
Other financial assets	5	63,26,957	63,26,957
Other current assets	6	1,67,58,286	1,67,58,286
		<u>2,31,10,003</u>	<u>2,31,01,552</u>
Total Assets		<u>42,87,80,505</u>	<u>72,41,01,553</u>
EQUITY AND LIABILITIES			
Equity			
Equity share capital	7	1,00,000	1,00,000
Other equity	8	(71,55,51,078)	(42,02,48,069)
Total equity		<u>(71,54,51,078)</u>	<u>(42,01,48,069)</u>
LIABILITIES			
Current liabilities			
Financial liabilities			
Borrowings	9	1,12,32,74,945	1,12,32,56,604
Trade payables	10	-	-
-total outstanding dues of micro and small enterprises		-	-
-total outstanding dues other than micro and small enterprises		1,83,558	2,19,938
Other financial liabilities	11	2,07,73,080	2,07,73,080
Total liabilities		<u>1,14,42,31,583</u>	<u>1,14,42,49,622</u>
Total Equity and Liabilities		<u>42,87,80,505</u>	<u>72,41,01,553</u>

Summary of significant accounting policies 2

The accompanying notes are an integral part of the financial statements.

As per our report of even date

For Rajeev & Ajay

Firm registration No : 009977N

Chartered Accountants

Rajeev Sabharwal

Partner

Membership No. : 084833



For and on behalf of the Board of Directors of
Elite Conbuild Private Limited


Bijay Kumar Panda
Director
DIN-08503814


Rohit Rawat
Director
DIN-08298761

Place : New Delhi

Date : 24 June 2020

121

Elite Conbuild Private Limited
STATEMENT OF PROFIT AND LOSS FOR THE YEAR ENDED 31 MARCH 2020
(Amount in Rupees, unless otherwise stated)

Particulars	Notes	31 March 2020	31 March 2019
Other Income	12	36,381	-
Total Income (I)		36,381	-
EXPENSES			
Finance costs	13	649	-
Other expenses	14	9,242	14,824
Total Expenses (II)		9,891	14,824
Profit/(Loss) before exceptional items and tax from continuing operations (I-II)		26,490	(14,824)
Exceptional items:			
Provision for Impairment		29,53,29,499	-
Profit/(Loss) before tax from continuing operations		(29,53,03,009)	(14,824)
Tax expense:			
Current Tax		-	-
Profit/(Loss) for the year from continuing operations		(29,53,03,009)	(14,824)
Other comprehensive income		-	-
Total other comprehensive income for the year, net of tax		-	-
Total comprehensive income/(loss) for the year, net of tax		(29,53,03,009)	(14,824)
Earnings per equity share:	15		
(1) Basic		(29,530.30)	(1.48)
(2) Diluted		(29,530.30)	(1.48)

Summary of significant accounting policies

2

The accompanying notes are an integral part of the financial statements.

As per our report of even date

For Rajeev & Ajay
Firm registration No : 009977N
Chartered Accountants

Rajeev Sabharwal
Partner
Membership No. : 084833



For and on behalf of the Board of Directors of
Elite Conbuild Private Limited

Vijay Kumar Panda Rohit Rawat
Director Director
DIN-08503814 DIN-08298761

Place : New Delhi
Date : 24 June 2020

Emaar India Community Management Private Limited
Balance sheet as at 31 March 2020

(Amount in Rupees thousands, unless otherwise stated)

	Note	31 March 2020	31 March 2019
ASSETS			
Non-current assets			
Property, plant and equipment	3	2,965.12	2,147.32
Intangible assets	4	1,133.69	2,270.48
Deferred tax assets (net)	15	1,178.10	-
		<u>5,276.91</u>	<u>4,417.79</u>
Current assets			
Financial assets			
Investments	5	177,743.96	141,652.44
Trade receivables	6	378,525.41	418,216.63
Cash and cash equivalents	7	46,828.26	61,178.43
Other bank balances	8	7,313.42	-
Other financial assets	9	6,891.46	-
Other current assets	10	23,993.33	22,086.16
		<u>641,295.83</u>	<u>643,133.67</u>
		<u>646,572.75</u>	<u>647,551.46</u>
EQUITY AND LIABILITIES			
EQUITY			
Equity share capital	11	100.00	100.00
Other equity	12	106,688.23	44,845.07
		<u>106,788.23</u>	<u>44,945.07</u>
LIABILITIES			
Non-current liabilities			
Financial liabilities			
Other financial liabilities	13	221.87	200.00
Provisions	14	4,570.64	2,975.24
Deferred tax liabilities (net)	15	-	115.03
		<u>4,792.51</u>	<u>3,290.27</u>
Current liabilities			
Financial liabilities			
Trade payables	16	-	-
-total outstanding dues of micro and small enterprises		21,232.00	3,737.33
-total outstanding dues other than micro and small enterprises		68,941.78	119,977.78
Other financial liabilities	13	106,653.76	90,442.19
Other current liabilities	17	336,314.03	384,159.01
Provisions	14	101.14	46.80
Current tax liabilities (net)	18	1,749.30	953.01
		<u>534,992.01</u>	<u>599,316.12</u>
		<u>646,572.75</u>	<u>647,551.46</u>

Summary of significant accounting policies


2

The accompanying notes are an integral part of the financial statements.

This is the balance sheet referred to in our report of ever date.

For Walker Chandio & Co LLP
Chartered Accountants
Firm's Registration No.: 001076N/N500013

Manish Agrawal
Partner
Membership No. 507000



Place : Ghaziabad
Date : 24 June 2020

For and on behalf of the Board of Directors of
Emaar India Community Management Private Limited



Vivek Singh
Director
DIN:03466774

Gaurav Seth
Director
DIN:08129148

Place : Gurugram
Date : 24 June 2020

Place : Gurugram
Date : 24 June 2020

Emaar India Community Management Private Limited
Statement of profit and loss for the year ended 31 March 2020
(Amount in Rupees thousands, unless otherwise stated)

	Note	31 March 2020	31 March 2019
Income			
Revenue from operations	19	578,374.93	335,821.61
Other income	20	11,723.73	16,383.03
		<u>590,098.66</u>	<u>352,204.64</u>
Expenses			
Cost of revenue	21	426,703.07	281,392.08
Employee benefits expense	22	47,298.86	37,850.26
Finance costs	24	1,013.15	352.89
Depreciation and amortization expense	23	2,024.76	1,314.36
Impairment losses on financial assets	25 A	28,349.16	2,425.21
Other expenses	25 B	3,149.82	2,239.33
		<u>508,538.75</u>	<u>325,574.13</u>
Profit before tax		<u>81,559.90</u>	<u>26,630.51</u>
Tax expense	26		
Current tax		20,923.31	7,163.06
Deferred tax (credit)/charge		(1,271.34)	115.03
Total tax expense		<u>19,651.96</u>	<u>7,278.09</u>
Net profit for the year		<u>61,907.94</u>	<u>19,352.42</u>
Other comprehensive income			
Items that will not be reclassified to profit or loss			
Re-measurement loss on defined benefit plans		86.57	1,594.52
Income tax effect		(21.79)	(443.59)
Total other comprehensive income for the year, net of tax		<u>64.78</u>	<u>1,150.92</u>
Total comprehensive income for the year, net of tax		<u>61,843.16</u>	<u>18,201.49</u>
Earnings per equity share	27		
Basic (Rs.)		6,190.79	1,935.24
Diluted (Rs.)		6,190.79	1,935.24

Summary of significant accounting policies

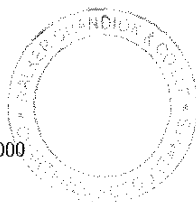
3

The accompanying notes are an integral part of the financial statements.

This is the statement of profit and loss referred to in our report of even date.

For Walker Chandiok & Co LLP
Chartered Accountants
Firm's Registration No.: 001076N/N500013

Manish Agrawal
Partner
Membership No. 507000



Place : Ghaziabad
Date : 24 June 2020

For and on behalf of the Board of Directors of
Emaar India Community Management Private Limited



Vivek Singh
Director
DIN-03466771

Gaurav Seth
Director
DIN-08129148

Place : Gurugram
Date : 24 June 2020

Place : Gurugram
Date : 24 June 2020

Emaar MGF Construction Private Limited
Balance sheet as at 31 March 2020
(Amount in Rupees thousands, unless otherwise stated)

	Note	31 March 2020	31 March 2019
ASSETS			
Non-current assets			
Property, plant and equipment	3	-	-
Financial assets			
Loans	4	2,700.00	2,700.00
Other financial assets	5	1,830,000.00	1,830,000.00
Non-current tax assets (net)	6	468,352.90	462,328.23
Other non-current assets	7	-	101,390.10
		2,301,052.90	2,396,418.33
Current assets			
Inventories	8	502,399.00	521,255.45
Financial assets			
Trade receivables	9	-	386.05
Cash and cash equivalents	10	12,730.54	12,351.26
Other financial assets	11	2,140.78	2,140.79
Other current assets	12	5,127.85	5,248.68
		522,398.17	541,382.23
		2,823,451.07	2,937,800.56
EQUITY AND LIABILITIES			
Equity			
Equity share capital	13	54,853.39	54,853.39
Other equity	14	244,820.50	178,570.23
		299,673.89	233,423.62
LIABILITIES			
Current liabilities			
Financial liabilities			
Trade payables	15	-	-
-total outstanding dues of micro enterprises and small enterprises		-	-
-total outstanding dues other than micro enterprises and small enterprises		276,506.33	309,470.57
Other financial liabilities	16	2,246,975.36	2,345,681.13
Other current liabilities	17	295.49	49,225.24
Provisions		-	-
		2,523,777.18	2,704,376.94
		2,823,451.07	2,937,800.56

Summary of significant accounting policies 2


The accompanying notes are an integral part of the financial statements

This is the balance sheet referred to in our report of ever date.

For **Walker Chandio & Co LLP**
Chartered Accountants
Firm's Registration No.: 001076N/N500013

Manish Agrawal
Partner
Membership No.: 507000

Place: Ghaziabad
Date : 24 June 2020



For and on behalf of the Board of Directors

Akshat Maheshwari
Company Secretary
MNo- A35621


Place : Gurugram
Date : 24 June 2020

Satish Kumar Goyal
Director
DIN-06520570

Place : Gurugram
Date : 24 June 2020

Pravesh Kumar
Director
DIN-08376738

Place : Gurugram
Date : 24 June 2020



Emaar MGF Construction Private Limited
Statement of profit and loss for the year ended 31 March 2020
(Amount in Rupees thousands, unless otherwise stated)

	Note	31 March 2020	31 March 2019
Income			
Revenue from operations	18	23,512.86	2,247.37
Other income	19	83,017.44	20,052.36
		<u>106,530.30</u>	<u>22,299.73</u>
Expenses			
Cost of revenue	20	-	-
Cost incurred during the year		18,856.45	-
Decrease in real estate properties		-	-
Finance costs	21	4.65	1.36
Depreciation expense	22	-	10.06
Other expenses	23	21,418.93	14,259.29
		<u>40,280.03</u>	<u>14,270.71</u>
Profit before tax		<u>66,250.27</u>	<u>8,029.02</u>
Tax expense	30	-	-
Profit for the year		<u>66,250.27</u>	<u>8,029.02</u>
Other comprehensive income			
Items that will not be reclassified to statement of profit or loss			
Re-measurement gains on defined benefit plan		-	-
Other comprehensive income for the year		-	-
Total comprehensive income for the year		<u>66,250.27</u>	<u>8,029.02</u>
Earnings per share :	24		
Basic (Rs.)		12.08	1.46
Diluted (Rs.)		12.08	1.46

Summary of significant accounting policies

2

The accompanying notes are an integral part of the financial statements

This is the statement of profit and loss referred to in our report of even date.

For Walker Chandio & Co LLP
Chartered Accountants
Firm's Registration No.: 001076N/N500013

Manish Agrawal
Partner
Membership No.: 507000

Place: Ghaziabad
Date : 24 June 2020



For and on behalf of the Board of Directors

Akshat Maheshwari
Company Secretary
M.No. - 135621
Place : Gurugram
Date : 24 June 2020

Satish Kumar Goyal
Director
DIN-06520570
Place : Gurugram
Date : 24 June 2020

Pravesh Kumar
Director
DIN-08376738
Place : Gurugram
Date : 24 June 2020



EMINENCE CONBUILD PRIVATE LIMITED
BALANCE SHEET AS AT 31 MARCH 2020
(Amount in Rupees, unless otherwise stated)

	Notes	As at 31 March 2020	As at 31 March 2019
ASSETS			
Current assets			
Financial assets			
Cash and cash equivalents	3	25,604	15,153
Total Assets		25,604	15,153
EQUITY AND LIABILITIES			
Equity			
Equity share capital	4	1,00,000	1,00,000
Other equity	5	(1,55,855)	(1,46,579)
Total equity		(55,855)	(46,579)
LIABILITIES			
Current liabilities			
Financial liabilities			
Trade payables	6	-	-
-total outstanding dues of micro and small enterprises		-	-
-total outstanding dues other than micro and small enterprises		5,900	5,900
Other current liabilities	7	75,559	55,832
Total liabilities		81,459	61,732
Total Equity and Liabilities		25,604	15,153
Summary of significant accounting policies			
	2		

The accompanying notes are an integral part of the financial statements.

As per our report of even date

For Rajeev & Ajay

Firm registration No : 009977N

Chartered Accountants

Rajeev Sabharwal

Partner

Membership No. : 084833



For and on behalf of the Board of Directors of

EMINENCE CONBUILD PRIVATE LIMITED

Dhiraj Kumar Singh
Dhiraj Kumar Singh
Director
DIN-08375395

Manish Kumar
Manish Kumar
Director
DIN-08376582

Place : New Delhi

Date : 24 June 2020

EMINENCE CONBUILD PRIVATE LIMITED
STATEMENT OF PROFIT AND LOSS FOR THE YEAR ENDED 31 MARCH 2020
(Amount in Rupees, unless otherwise stated)

Particulars	Notes	31 March 2020	31 March 2019
Revenue		-	-
Total Income (I)		-	-
EXPENSES			
Finance costs	8	649	118
Other expenses	9	8,627	9,728
Total Expenses (II)		9,276	9,846
Profit/(Loss) before tax from continuing operations (I-II)		(9,276)	(9,846)
Tax expense			
Current tax		-	-
Profit/(Loss) for the year from continuing operations		(9,276)	(9,846)
Other comprehensive income		-	-
Total other comprehensive income for the year, net of tax		-	-
Total comprehensive income/(loss) for the year, net of tax		(9,276)	(9,846)
Earnings per equity share:	10		
(1) Basic		(0.93)	(0.98)
(2) Diluted		(0.93)	(0.98)

Summary of significant accounting policies

2

The accompanying notes are an integral part of the financial statements.

As per our report of even date

For Rajeev & Ajay
Firm registration No : 009977N
Chartered Accountants

Rajeev Sabharwal
Partner
Membership No. : 084833



For and on behalf of the Board of Directors of
EMINENCE CONBUILD PRIVATE LIMITED

[Signature]
Dhiraj Kumar Singh
Director
DIN-08375395

[Signature]
Manish Kumar
Director
DIN-08376582

Place : New Delhi
Date : 24 June 2020

ENAMEL PROPBUILD PRIVATE LIMITED
BALANCE SHEET AS AT 31 MARCH 2020
(Amount in Rupees, unless otherwise stated)

	Notes	As at 31 March 2020	As at 31 March 2019
ASSETS			
Non-current assets			
Financial assets			
Investments	3	-	-
Current assets			
Financial assets			
Cash and cash equivalents	4	25,372	13,921
Total Assets		25,372	13,921
EQUITY AND LIABILITIES			
Equity			
Equity share capital	5	1,00,000	1,00,000
Other equity	6	(2,51,81,761)	(2,51,71,264)
Total equity		(2,50,81,761)	(2,50,71,264)
LIABILITIES			
Current liabilities			
Financial liabilities			
Trade payables	7	-	-
-total outstanding dues of micro and small enterprises		-	-
-total outstanding dues other than micro and small enterprises		5,900	5,900
Other current liabilities	8	2,51,01,233	2,50,79,285
Total liabilities		2,51,07,133	2,50,85,185
Total Equity and Liabilities		25,372	13,921
Summary of significant accounting policies	2		

The accompanying notes are an integral part of the financial statements.

As per our report of even date

For Rajeev & Ajay
Firm registration No : 009977X
Chartered Accountants -

Rajeev Sabharwal
Partner
Membership No. : 084833



For and on behalf of the Board of Directors of
ENAMEL PROPBUILD PRIVATE LIMITED

Jitesh Sharma
Director
DIN-08428478

Niranjan Kumar Jha
Director
DIN-08376638

Place : New Delhi
Date : 24 June 2020

mm

ENAMEL PROPBUILD PRIVATE LIMITED
STATEMENT OF PROFIT AND LOSS FOR THE YEAR ENDED 31 MARCH 2020
(Amount in Rupees, unless otherwise stated)

Particulars	Notes	31 March 2020	31 March 2019
Other income		-	-
Total Income (I)		-	-
EXPENSES			
Finance costs	9	649	826
Other expenses	10	9,848	9,105
Total Expenses(II)		10,497	9,931
(Loss) before tax from continuing operations(I-II)		(10,497)	(9,931)
Tax expense:			
Current tax		-	-
(Loss) for the year from continuing operations		(10,497)	(9,931)
Other comprehensive income		-	-
Total other comprehensive income for the year, net of tax		-	-
Total comprehensive income/(loss) for the year, net of tax		(10,497)	(9,931)
Earnings per equity share:	11		
(1) Basic		(1.05)	(0.99)
(2) Diluted		(1.05)	(0.99)
Summary of significant accounting policies	2		

The accompanying notes are an integral part of the financial statements.

As per our report of even date

For Rajeev & Ajay
Firm registration No : 009977N
Chartered Accountants

Rajeev Sabharwal
Partner
Membership No. : 084833



For and on behalf of the Board of Directors of
ENAMEL PROPBUILD PRIVATE LIMITED

Jitesh Sharma
Director
DIN-08428478

Niranjan Kumar Jha
Director
DIN-08376638

Place : New Delhi
Date : 24 June 2020

ENIGMA PROPERTIES PRIVATE LIMITED
BALANCE SHEET AS AT 31 MARCH 2020
(Amount in rupees, unless otherwise stated)

	Notes	As at 31 March 2020	As at 31 March 2019
ASSETS			
Current assets			
Inventories	3	22,22,72,629	22,22,72,629
Financial assets			
Cash and cash equivalents	4	25,351	14,900
Total Assets		22,22,97,980	22,22,87,529
EQUITY AND LIABILITIES			
Equity			
Equity share capital	5	1,00,000	1,00,000
Other equity	6	(5,05,852)	(4,96,879)
Total equity		(4,05,852)	(3,96,879)
LIABILITIES			
Current liabilities			
Financial liabilities			
Trade payables	7	-	-
-total outstanding dues of micro and small enterprises		5,901	5,901
-total outstanding dues other than micro and small enterprises			
Other current liabilities	8	22,26,97,931	22,26,78,507
Total liabilities		22,27,03,832	22,26,84,408
Total Equity and Liabilities		22,22,97,980	22,22,87,529
Summary of significant accounting policies	2		

The accompanying notes are an integral part of the financial statements.

As per our report of even date

For Rajeev & Ajay
Firm registration No : 009977N
Chartered Accountants

Rajeev Sabharwal
Partner
Membership No. : 0848333



Place : New Delhi
Date : 24 June 2020

For and on behalf of the Board of Directors of
ENIGMA PROPERTIES PRIVATE LIMITED

Rangswamy Harirajan
Director
DIN-06785533

Amitava Chattopadhyay
Director
DIN-07150600

7m

ENIGMA PROPERTIES PRIVATE LIMITED
STATEMENT OF PROFIT AND LOSS FOR THE YEAR ENDED 31 MARCH 2020
(Amount in rupees, unless otherwise stated)

Particulars	Notes	31 March 2020	31 March 2019
Revenue		-	-
Total Income (I)		-	-
EXPENSES			
Finance costs	9	649	118
Other expenses	10	8,324	7,656
Total expenses		8,973	7,774
(Loss) before tax from continuing operations		(8,973)	(7,774)
Tax expense			
Current tax		-	-
(Loss) for the year from continuing operations		(8,973)	(7,774)
Other comprehensive income		-	-
Total other comprehensive income for the year, net of tax		-	-
Total comprehensive income/(loss) for the year, net of tax		(8,973)	(7,774)
Earnings per equity share:	11		
(1) Basic		(0.90)	(0.78)
(2) Diluted		(0.90)	(0.78)

Summary of significant accounting policies

2

The accompanying notes are an integral part of the financial statements.

As per our report of even date

For Rajeev & Ajay

Firm registration No : 009977N

Chartered Accountants

Rajeev Sabharwal
Partner

Membership No. : 084833



For and on behalf of the Board of Directors of
ENIGMA PROPERTIES PRIVATE LIMITED

Rangaswamy Harirajan
Director
DIN-06785533

Amitava Chattopadhyay
Director
DIN-07150600

Place : New Delhi
Date : 24 June 2020

EPITOME PROPBUILD PRIVATE LIMITED
BALANCE SHEET AS AT 31 MARCH 2020
(Amount in Rupees, unless otherwise stated)

	Notes	As at 31 March 2020	As at 31 March 2019
ASSETS			
Current assets			
Financial assets			
Cash and cash equivalents	3	24,537	-
Other financial assets	4	30,64,298	33,73,377
Other current assets	5	-	-
Total Assets		30,88,835	33,73,377
EQUITY AND LIABILITIES			
Equity			
Equity share capital	6	1,00,000	1,00,000
Other equity	7	29,80,781	32,26,624
Total equity		30,80,781	33,26,624
LIABILITIES			
Current liabilities			
Financial liabilities			
Trade payables	8	-	-
-total outstanding dues of micro and small enterprises		-	-
-total outstanding dues other than micro and small enterprises		8,054	5,893
Other financial liabilities	9	-	40,860
Total liabilities		8,054	46,753
Total Equity and Liabilities		30,88,835	33,73,377

Summary of significant accounting policies

2

The accompanying notes are an integral part of the financial statements.

As per our report of even date

For Rajeev & Ajay
Firm registration No. 009977N
Chartered Accountants

Rajeev Shrivastava
Partner
Membership No. : 084833



For and on behalf of the Board of Directors of
EPITOME PROPBUILD PRIVATE LIMITED

Akshat Maheshwari
Director
DIN-07504909

Jitesh Sharma
Director
DIN-08428478

Place : New Delhi
Date : 24 June 2020

m

EPITOME PROPBUILD PRIVATE LIMITED
STATEMENT OF PROFIT AND LOSS FOR THE YEAR ENDED 31 MARCH 2020
(Amount in Rupees, unless otherwise stated)

Particulars	Notes	31 March 2020	31 March 2019
Other income	10	-	400
Total Income (I)		-	400
EXPENSES			
Finance costs	11	720	47
Other expenses	12	2,45,123	10,66,788
Total Expenses		2,45,843	10,66,835
Profit/(Loss) before tax from continuing operations		(2,45,843)	(10,66,435)
Tax expense:			
Current tax (pertaining to previous year)		-	-
Profit/(Loss) for the year from continuing operations		(2,45,843)	(10,66,435)
Other comprehensive income		-	-
Total other comprehensive income for the year, net of tax		-	-
Total comprehensive income/(loss) for the year, net of tax		(2,45,843)	(10,66,435)
Earnings per equity share:	13		
(1) Basic		(24.58)	(106.64)
(2) Diluted		(24.58)	(106.64)

Summary of significant accounting policies

2

The accompanying notes are an integral part of the financial statements.

As per our report of even date

For Rajeev & Ajay
Firm registration No : 009977N
Chartered Accountants

Rajeev Sabharwal
Partner
Membership No. : 084833



For and on behalf of the Board of Directors of
EPITOME PROPBUILD PRIVATE LIMITED

Akshat Maheshwari
Director
DIN-07504909

Jitesh Sharma
Director
DIN-08428478

Place : New Delhi
Date : 24 June 2020

ETERNAL BUILDTECH PRIVATE LIMITED
BALANCE SHEET AS AT 31 MARCH 2020
(Amount in rupees, unless otherwise stated)

	Notes	As at 31 March 2020	As at 31 March 2019
ASSETS			
Current assets			
Inventories	3	18,93,77,780	18,93,77,780
Financial assets			
Cash and cash equivalents	4	25,150	14,699
Other current assets	5	-	-
Total Assets		18,94,02,930	18,93,92,479
EQUITY AND LIABILITIES			
Equity			
Equity share capital	6	1,00,000	1,00,000
Other equity	7	(20,57,140)	(20,47,864)
Total equity		(19,57,140)	(19,47,864)
LIABILITIES			
Current liabilities			
Financial liabilities			
Trade payables	8	-	-
-total outstanding dues of micro and small enterprises		-	-
-total outstanding dues other than micro and small enterprises		5,901	5,901
Other current liabilities	9	19,13,54,169	19,13,34,442
Total liabilities		19,13,60,070	19,13,40,343
Total Equity and Liabilities		18,94,02,930	18,93,92,479

Summary of significant accounting policies

2

The accompanying notes are an integral part of the financial statements.

As per our report of even date

For Rajeev & Ajay
Firm registration No : 009977N
Chartered Accountants

Rajeev Sabharwal
Partner
Membership No. : 084833



For and on behalf of the Board of Directors of
ETERNAL BUILDTECH PRIVATE LIMITED

Rangaswamy Harirajan
Director
DIN-06785533

Amitava Chattopadhyay
Director
DIN-07150600

Place : New Delhi
Date : 24 June 2020

7/1

ETERNAL BUILDTECH PRIVATE LIMITED
STATEMENT OF PROFIT AND LOSS FOR THE YEAR ENDED 31 MARCH 2020
(Amount in rupees, unless otherwise stated)

Particulars	Notes	31 March 2020	31 March 2019
Other income		-	-
Total Income (I)		-	-
EXPENSES			
Finance costs	10	649	118
Other expenses	11	8,627	7,236
Total Expenses (II)		9,276	7,354
(Loss) before tax from continuing operations (I-II)		(9,276)	(7,354)
Tax expense			
Current tax		-	-
(Loss) for the year from continuing operations		(9,276)	(7,354)
Other comprehensive income		-	-
Total other comprehensive income for the year, net of tax		-	-
Total comprehensive income/(loss) for the year, net of tax		(9,276)	(7,354)
Earnings per equity share:	12		
(1) Basic		(0.93)	(0.74)
(2) Diluted		(0.93)	(0.74)

Summary of significant accounting policies

2

The accompanying notes are an integral part of the financial statements.

As per our report of even date

For Rajeev & Ajay
Firm registration No : 009977N
Chartered Accountants

Rajeev Sabharwal
Partner
Membership No. : 084833



For and on behalf of the Board of Directors of
ETERNAL BUILDTECH PRIVATE LIMITED

Rangaswamy Harirajan
Director
DIN-06785533

Amitava Chattopadhyay
Director
DIN-07150600

Place : New Delhi
Date : 24 June 2020

EVERWEL ESTATES PRIVATE LIMITED
BALANCE SHEET AS AT 31 MARCH 2020
(Amount in Rupees, unless otherwise stated)

	Notes	As at 31 March 2020	As at 31 March 2019
ASSETS			
Current assets			
Inventories	3	25,74,03,330	25,74,03,330
Financial assets			
Cash and cash equivalents	4	24,322	14,871
Total Assets		25,74,27,652	25,74,18,201
EQUITY AND LIABILITIES			
Equity			
Equity share capital	5	10,00,000	10,00,000
Other equity	6	(5,23,192)	(5,12,830)
Total equity		4,76,808	4,87,170
LIABILITIES			
Current liabilities			
Financial liabilities			
Trade payables	7	-	-
-total outstanding dues of micro and small enterprises		-	-
-total outstanding dues other than micro and small enterprises		5,901	5,901
Other current liabilities	8	25,69,44,943	25,69,25,130
Total liabilities		25,69,50,844	25,69,31,031
Total Equity and Liabilities		25,74,27,652	25,74,18,201
Summary of significant accounting policies	2		

The accompanying notes are an integral part of the financial statements.

As per our report of even date

For Rajeev & Ajay

Firm registration No. 009977N

Chartered Accountants

Rajeev Sabharwal

Partner

Membership No. : 084833



For and on behalf of the Board of Directors of
EVERWEL ESTATES PRIVATE LIMITED

Jitesh Sharma

Director

DIN-08428478

Rolli Aggarwal

Rolli Aggarwal

Director

DIN-08388011

Place : New Delhi

Date : 24 June 2020

20

EVERWEL ESTATES PRIVATE LIMITED
STATEMENT OF PROFIT AND LOSS FOR THE YEAR ENDED 31 MARCH 2020
(Amount in Rupees, unless otherwise stated)

Particulars	Notes	31 March 2020	31 March 2019
Revenue		-	-
Total Income (I)		-	-
EXPENSES			
Other expenses	9	9,713	10,145
Finance costs	10	649	118
Total expenses (II)		10,362	10,263
Profit/(Loss) before tax from continuing operations (I-II)		(10,362)	(10,263)
Tax expense:			
Current tax		-	-
Profit/(Loss) for the year from continuing operations		(10,362)	(10,263)
Other comprehensive income		-	-
Total other comprehensive income for the year, net of tax		-	-
Total comprehensive income/(loss) for the year, net of tax		(10,362)	(10,263)
Earnings per equity share (computed on the basis of profit/(loss) for the year):	11		
(1) Basic		(0.10)	(0.10)
(2) Diluted		(0.10)	(0.10)

Summary of significant accounting policies

2

The accompanying notes are an integral part of the financial statements.

As per our report of even date

For Rajeev & Ajay
Firm registration No. : 009577N
Chartered Accountants

Rajeev Sabharwal
Partner
Membership No. : 084833



For and on behalf of the Board of Directors of
EVERWEL ESTATES PRIVATE LIMITED

Jitesh Sharma
Director
DIN-08428478

Roli Aggarwal
Director
DIN-08388011

Place : New Delhi
Date : 24 June 2020


EXTREMITY CONBUILD PRIVATE LIMITED
BALANCE SHEET AS AT 31 MARCH 2020
(Amount in rupees, unless otherwise stated)



	Notes	As at 31 March 2020	As at 31 March 2019
ASSETS			
Current assets			
Financial assets			
Cash and cash equivalents	3	24,828	14,378
Other financial assets	4	3,10,68,980	3,10,88,422
Total Assets		3,10,93,808	3,11,02,800
EQUITY AND LIABILITIES			
Equity			
Equity share capital	5	2,00,000	2,00,000
Other equity	6	3,08,87,601	3,08,96,592
Total equity		3,10,87,601	3,10,96,592
LIABILITIES			
Current liabilities			
Financial liabilities			
Trade payables	7	-	-
-total outstanding dues of micro and small enterprises		-	-
-total outstanding dues other than micro and small enterprises		6,207	6,208
Total liabilities		6,207	6,208
Total Equity and Liabilities		3,10,93,808	3,11,02,800

Summary of significant accounting policies 2

The accompanying notes are an integral part of the financial statements.

As per our report of even date

For Rajeev & Ajay
Firm registration No.: 009977N
Chartered Accountants

Rajeev Sabharwal
Partner
Membership No.: 084833

For and on behalf of the Board of Directors of
EXTREMITY CONBUILD PRIVATE LIMITED

Balmukund Singh
Director
DIN-08293706

Rohit Rawat
Director
DIN-08298761

Place : New Delhi
Date : 24 June 2020

EXTREMITY CONBUILD PRIVATE LIMITED
STATEMENT OF PROFIT AND LOSS FOR THE YEAR ENDED 31 MARCH 2020
(Amount in rupees, unless otherwise stated)

Particulars	Notes	31 March 2020	31 March 2019
Revenue		-	-
Total income (1)		-	-
EXPENSES			
Finance costs	8	649	118
Other expenses	9	8,342	8,173
Total Expenses		8,991	8,291
(Loss) before tax from continuing operations		(8,991)	(8,291)
Tax expense:			
Current tax		-	-
(Loss) for the year from continuing operations		(8,991)	(8,291)
Other comprehensive income		-	-
Total other comprehensive income for the year, net of tax		-	-
Total comprehensive income/(loss) for the year, net of tax		(8,991)	(8,291)
Earnings per equity share:	10		
(1) Basic		(0.45)	(0.41)
(2) Diluted		(0.45)	(0.41)
Summary of significant accounting policies	2		

The accompanying notes are an integral part of the financial statements.

As per our report of even date

For Rajeev & Ajay
Firm registration No : 009977N
Chartered Accountants

Rajeev Sabharwal
Partner
Membership No: 084833

Place : New Delhi
Date : 24 June 2020

For and on behalf of the Board of Directors of
EXTREMITY CONBUILD PRIVATE LIMITED

Balmukund Singh
Director
DIN-08293706

Rohit Rawat
Director
DIN-08298761

FABLE CONBUILD PRIVATE LIMITED
BALANCE SHEET AS AT 31 MARCH 2020
(Amount in rupees, unless otherwise stated)

ASSETS

Current assets

Inventories

Financial assets

Cash and cash equivalents

Total Assets

EQUITY AND LIABILITIES

Equity

Equity share capital

Other equity

Total equity

LIABILITIES

Current liabilities

Financial liabilities

Trade payables

-total outstanding dues of micro and small enterprises

-total outstanding dues other than micro and small enterprises

Other current liabilities

Total liabilities

Total Equity and Liabilities

Summary of significant accounting policies

The accompanying notes are an integral part of the financial statements.

As per our report of even date

For Rajeev & Ajay

Firm registration No : 009977N

Chartered Accountants

Rajeev Sabharwal

Partner

Membership No. : 084833



Place : New Delhi

Date : 24 June 2020

Notes	As at 31 March 2020	As at 31 March 2019
3	78,34,240	78,34,240
4	24,416	14,965
	78,58,656	78,49,205
5	1,00,000	1,00,000
6	(2,74,191)	(2,63,997)
	(1,74,191)	(1,63,997)
7		
	5,900	5,900
8	80,26,947	80,07,302
	80,32,847	80,13,202
	78,58,656	78,49,205

2

For and on behalf of the Board of Directors of
FABLE CONBUILD PRIVATE LIMITED

Jahangir Ashraf
Director
DIN-08587748

Bijay Kumar Panda
Director
DIN-08503814

2m

FABLE CONBUILD PRIVATE LIMITED
STATEMENT OF PROFIT AND LOSS FOR THE YEAR ENDED 31 MARCH 2020
(Amount in rupees, unless otherwise stated)

Particulars	Notes	31 March 2020	31 March 2019
Revenue		-	-
Total Income		-	-
EXPENSES			
Finance costs	9	649	118
Other expenses	10	9,545	14,202
Total Expenses		10,194	14,320
(Loss) before tax from continuing operations		(10,194)	(14,320)
Tax expense:			
Current tax		-	-
(Loss) for the year from continuing operations		(10,194)	(14,320)
Other comprehensive income		-	-
Total other comprehensive income for the year, net of tax		-	-
Total comprehensive income/(loss) for the year, net of tax		(10,194)	(14,320)
Earnings per equity share:	11		
(1) Basic		(1.02)	(1.43)
(2) Diluted		(1.02)	(1.43)
Summary of significant accounting policies	2		

The accompanying notes are an integral part of the financial statements.

As per our report of even date

For Rajeev & Ajay
Firm registration No. 009977N
Chartered Accountants

Rajeev Boharwal
Partner
Membership No. : 084833



For and on behalf of the Board of Directors of
FABLE CONBUILD PRIVATE LIMITED

Jahangir Ashraf
Director
DIN-08587748

Bijoy Kumar Panda
Director
DIN-08503814

Place : New Delhi
Date : 24 June 2020

Facade Conbuild Private Limited
Balance sheet as at 31 March 2020
(Amount in Rupees, unless otherwise stated)

	Notes	As at 31 March 2020	As at 31 March 2019
ASSETS			
Current assets			
Inventories	3	1,04,42,326	1,04,42,326
Financial assets			
Cash and cash equivalents	4	24,336	14,885
Total assets		1,04,66,662	1,04,57,211
EQUITY AND LIABILITIES			
Equity			
Equity share capital	5	1,00,000	1,00,000
Other equity	6	(2,68,957)	(2,58,561)
Total equity		(1,68,957)	(1,58,561)
LIABILITIES			
Current liabilities			
Financial liabilities			
Trade payables	7	-	-
-total outstanding dues of micro and small enterprises		5,900	5,900
-total outstanding dues other than micro and small enterprises			
Other current liabilities	8	1,06,29,719	1,06,09,872
Total liabilities		1,06,35,619	1,06,15,772
Total equity and liabilities		1,04,66,662	1,04,57,211


Summary of significant accounting policies 2

The accompanying notes are an integral part of the financial statements.

As per our report of even date

For **Rajeev & Ajay**
Firm registration No : 009977N
Chartered Accountants

Rajeev Sabharwal
Partner
Membership No.: 084833



For and on behalf of the Board of Directors of
Facade Conbuild Private Limited


Bijay Kumar Panda
Director
DIN-08503814


Sanjay Baweja
Director
DIN-03449009

Place : New Delhi
Date : 24 June 2020

21

Facade Conbuild Private Limited

STATEMENT OF PROFIT AND LOSS FOR THE YEAR ENDED 31 MARCH 2020

(Amount in Rupees, unless otherwise stated)

Particulars	Notes	31 March 2020	31 March 2019
Revenue		-	-
Total Income		-	-
EXPENSES			
Other expenses	9	9,747	12,745
Finance costs	10	649	118
Total Expenses		10,396	12,863
(Loss) before tax		(10,396)	(12,863)
Tax expense:			
Current tax		-	-
(Loss) for the year		(10,396)	(12,863)
Other comprehensive income		-	-
Total other comprehensive income for the year, net of tax		-	-
Total comprehensive income/(loss) for the year, net of tax		(10,396)	(12,863)
Earnings per equity share:	11		
(1) Basic		(1.04)	(1.29)
(2) Diluted		(1.04)	(1.29)

Summary of significant accounting policies

2

The accompanying notes are an integral part of the financial statements.

As per our report of even date

For Rajeev & Ajay


Firm registration No : 009977N

Chartered Accountants

Rajeev Sahharwal

Partner

Membership No. : 084833



For and on behalf of the Board of Directors of
Facade Conbuild Private Limited


Bijay Kumar Panda
Director
DIN-08503814


Sanjay Baweja
Director
DIN-03449009

Place : New Delhi

Date : 24 June 2020

FACET ESTATE PRIVATE LIMITED
BALANCE SHEET AS AT 31 MARCH 2020
(Amount in rupees, unless otherwise stated)

	Notes	As at 31 March 2020	As at 31 March 2019
ASSETS			
Current assets			
Inventories	3	669,467,239	669,237,571
Financial assets			
Cash and cash equivalents	4	18,051	17,323
Other current assets	5	-	-
Total Assets		669,485,290	669,254,894
EQUITY AND LIABILITIES			
Equity			
Equity share capital	6	100,000	100,000
Other equity	7	23,191,562	23,199,355
Total equity		23,291,562	23,299,355
LIABILITIES			
Current liabilities			
Financial liabilities			
Trade payables	8	-	-
-total outstanding dues of micro and small enterprises		-	-
-total outstanding dues other than micro and small enterprises		5,900	7,900
Other current liabilities	9	646,187,828	645,947,639
Total liabilities		646,193,728	645,955,539
Total Equity and Liabilities		669,485,290	669,254,894

Summary of significant accounting policies

2

The accompanying notes are an integral part of the financial statements.

As per our report of even date

For MNV & CO.

Firm Reg. No.: 023682N

Chartered Accountants

Vikrant Suri

Partner

Membership No.: 505887

For and on behalf of the Board of Directors of
FACET ESTATE PRIVATE LIMITED

Manish Kumar

Director

DIN-08376570

Prevesh Kumar

Director

DIN-07256929

Place : New Delhi

Date : 24 June 2020

20

FACET ESTATE PRIVATE LIMITED
STATEMENT OF PROFIT AND LOSS FOR THE YEAR ENDED 31 MARCH 2020
(Amount in rupees, unless otherwise stated)

Particulars	Notes	31 March 2020	31 March 2019
Revenue		-	-
Non operating income		-	-
Total Income	10	2,000	-
		2,000	-
EXPENSES			
Finance costs	11	649	118
Other expenses	12	9,144	13,667
Total Expenses		9,793	13,785
		(7,793)	(13,785)
(Loss) before tax from continuing operations		(7,793)	(13,785)
Tax expense:			
Current tax		-	-
(Loss) for the year from continuing operations		(7,793)	(13,785)
Other comprehensive income		-	-
Total other comprehensive income/(loss) for the year, net of tax		-	-
		(7,793)	(13,785)
Total comprehensive (loss) for the year, net of tax		(7,793)	(13,785)
Earnings per equity share:	13		
Basic (Rs.)		(0.78)	(1.88)
Diluted (Rs.)		(0.78)	(1.88)
Summary of significant accounting policies	2		

The accompanying notes are an integral part of the financial statements.

As per our report of even date

For MNV & CO.

Firm Reg. No.: 023682N

Chartered Accountants

Vikrant Suri
Partner

Membership No.: 505887

For and on behalf of the Board of Directors of
FACET ESTATE PRIVATE LIMITED

Manish Kumar
Director
DIN-08376570

Prevesh Kumar
Director
DIN-07256929

Place : New Delhi
Date : 24 June 2020

Flick Propbuild Private Limited
Balance Sheet as at 31 March 2020
(Amount in Rupees, unless otherwise stated)

	Notes	As at 31 March 2020	As at 31 March 2019
ASSETS			
Current assets			
Inventories	3	2,33,84,754	2,33,84,754
Financial assets			
Cash and cash equivalents	4	23,514	14,163
Other financial assets	5	34,18,619	34,18,619
Total assets		2,68,26,887	2,68,17,536
EQUITY AND LIABILITIES			
Equity			
Equity share capital	6	1,00,000	1,00,000
Other equity	7	2,08,474	2,18,071
Total equity		3,08,474	3,18,071
LIABILITIES			
Current liabilities			
Financial liabilities			
Trade payables	8	-	-
-total outstanding dues of micro and small enterprises		-	-
-total outstanding dues other than micro and small enterprises		11,800	5,900
Other current liabilities	9	2,65,06,613	2,64,93,565
Total liabilities		2,65,18,413	2,64,99,465
Total equity and liabilities		2,68,26,887	2,68,17,536

Summary of significant accounting policies

2

The accompanying notes are an integral part of the financial statements.

As per our report of even date

For **Rajeev & Ajay**
Firm registration No : 009977N
Chartered Accountants

Rajeev Sabharwal
Partner
Membership No. : 084833



For and on behalf of the Board of Directors of
Flick Propbuild Private Limited

Gaurav Dutta

Gaurav Dutta
Director
DIN-08657459

Sanjay Baweja

Sanjay Baweja
Director
DIN-03449009

Place : New Delhi
Date : 24 June 2020

20

Flick Propbuild Private Limited**Statement of Profit and Loss for the year ended 31 March 2020**

(Amount in Rupees, unless otherwise stated)

	Notes	31 March 2020	31 March 2019
REVENUE			
Other Income		-	-
Total Income		-	-
EXPENSES			
Finance costs	10	649	118
Other expenses	11	8,948	7,549
Total Expenses		9,597	7,667
Profit/(Loss) before tax		(9,597)	(7,667)
Current tax		-	-
Profit/(Loss) for the year		(9,597)	(7,667)
Other comprehensive income		-	-
Total other comprehensive income for the year, net of tax		-	-
Total comprehensive income/(loss) for the year, net of tax		(9,597)	(7,667)
Earnings per equity share:	12		
Basic (Rs.)		(0.96)	(0.77)
Diluted (Rs.)		(0.96)	(0.77)

Summary of significant accounting policies

2

The accompanying notes are an integral part of the financial statements.

As per our report of even date

For Rajeev & Ajay


Firm registration No : 009977N

Chartered Accountants

Rajeev Sabharwal

Partner

Membership No. :084833

For and on behalf of the Board of Directors of
Flick Propbuild Private Limited

Gaurav Dutta

Director

DIN-08657459

Sanjay Baweja

Director

DIN-03449009

Place : New Delhi

Date : 24 June 2020

FLING PROPBUILD PRIVATE LIMITED
BALANCE SHEET AS AT 31 MARCH 2020
(Amount in rupees, unless otherwise stated)

ASSETS

Current assets

Inventories

Financial assets

Cash and cash equivalents

Other financial assets

Total Assets

EQUITY AND LIABILITIES

Equity

Equity share capital

Other equity

Total equity

LIABILITIES

Current liabilities

Financial liabilities

Trade payables

-total outstanding dues of micro and small enterprises

-total outstanding dues other than micro and small enterprises

Other current liabilities

Total liabilities

Total Equity and Liabilities

Summary of significant accounting policies

The accompanying notes are an integral part of the financial statements.

As per our report of even date

For Rajeev & Ajay


Firm registration No : 00997724

Chartered Accountants

Rajeev Sabharwal

Partner

Membership No. :084833



Place : New Delhi

Date : 24 June 2020

Notes	As at 31 March 2020	As at 31 March 2019
3	72,57,099	72,57,099
4	18,913	15,462
5	4,95,92,869	4,95,92,869
	5,68,68,881	5,68,65,430
6	1,00,000	1,00,000
7	(8,23,491)	(8,14,197)
	(7,23,491)	(7,14,197)
8	-	-
	5,900	5,902
9	5,75,86,472	5,75,73,725
	5,75,92,372	5,75,79,627
	5,68,68,881	5,68,65,430

2

For and on behalf of the Board of Directors of
FLING PROPBUILD PRIVATE LIMITED

Gaurav Dutta

Gaurav Dutta
Director
DIN- 08657459

Sanjay Baweja

Sanjay Baweja
Director
DIN-03449009

20

FLING PROPBUILD PRIVATE LIMITED
STATEMENT OF PROFIT AND LOSS FOR THE YEAR ENDED 31 MARCH 2020
(Amount in rupees, unless otherwise stated)

Particulars	Notes	31 March 2020	31 March 2019
Revenue		-	-
Total Income		-	-
EXPENSES			
Finance costs	10	649	118
Other expenses	11	8,645	7,237
Total Expenses		9,294	7,355
(Loss) before tax from continuing operations		(9,294)	(7,355)
Tax expense:			
Current tax		-	-
(Loss) for the year from continuing operations		(9,294)	(7,355)
Other comprehensive income		-	-
Total other comprehensive income for the year, net of tax		-	-
Total comprehensive (loss) for the year, net of tax		(9,294)	(7,355)
Earnings per equity share:	12		
Basic (Rs.)		(0.93)	(0.74)
Diluted (Rs.)		(0.93)	(0.74)

Summary of significant accounting policies


2

The accompanying notes are an integral part of the financial statements.

As per our report of even date

For Rajeev & Ajay
Firm registration No. 0099779
Chartered Accountants

Rajeev Sabharwal
Partner
Membership No. :084833



For and on behalf of the Board of Directors of
FLING PROPBUILD PRIVATE LIMITED

Gaurav Dutta
Gaurav Dutta
Director
DIN- 08657459

Sanjay Baweja
Sanjay Baweja
Director
DIN-03449009

Place : New Delhi
Date : 24 June 2020

FLIP PROPBUILD PRIVATE LIMITED
BALANCE SHEET AS AT 31 MARCH 2020
(Amount in Rupees, unless otherwise stated)

ASSETS

Current assets

- Inventories
- Financial assets
 - Cash and cash equivalents
 - Other financial assets
- Other current assets

Total Assets

EQUITY AND LIABILITIES

Equity

- Equity share capital
- Other equity
- Total equity**

LIABILITIES

Current liabilities

- Financial liabilities
 - Trade payables
 - total outstanding dues of micro and small enterprises
 - total outstanding dues other than micro and small enterprises
- Other current liabilities
- Total liabilities**

Total Equity and Liabilities

Summary of significant accounting policies

The accompanying notes are an integral part of the financial statements.

As per our report of even date

For Rajeev & Ajay
Firm registration No : 009977N
Chartered Accountants

Rajeev Sabharwal
Partner
Membership No. : 084833



Place : New Delhi
Date : 24 June 2020

Notes	31 March 2020	31 March 2019
3	3,49,56,599	3,49,56,599
4	24,342	16,211
5	3,64,93,910	3,64,93,910
6		
	7,14,74,851	7,14,66,720
7	1,00,000	1,00,000
8	(2,30,727)	(2,21,130)
	(1,30,727)	(1,21,130)
9		
	5,896	10,215
10	7,15,99,682	7,15,77,635
	7,16,05,578	7,15,87,850
	7,14,74,851	7,14,66,720
2		

For and on behalf of the Board of Directors of
FLIP PROPBUILD PRIVATE LIMITED

Mitrakant
Director
DIN-08528740

Gaurav Dutta
Gaurav Dutta
Director
DIN-08657459

73


FLIP PROPBUILD PRIVATE LIMITED
STATEMENT OF PROFIT AND LOSS FOR THE YEAR ENDED 31 MARCH 2020
(Amount in Rupees, unless otherwise stated)

Particulars	Notes	31 March 2020	31 March 2019
Other Income		-	-
Total Income		-	-
EXPENSES			
Other expenses	11	8,948	12,890
Finance costs	12	649	118
Total Expenses		9,597	13,008
Profit/(Loss) before tax from operations		(9,597)	(13,008)
Current tax		-	-
Profit/(Loss) for the year		(9,597)	(13,008)
Other comprehensive income		-	-
Total other comprehensive income for the year, net of tax		-	-
Total comprehensive income/(loss) for the year, net of tax		(9,597)	(13,008)
Earnings per equity share:	13		
Basic (Rs.)		(0.96)	(1.30)
Diluted (Rs.)		(0.96)	(1.30)

Summary of significant accounting policies

The accompanying notes are an integral part of the financial statements.

As per our report of even date

For Rajeev & Ajay
Firm registration No : 009977N
Chartered Accountants

Rajeev Sabharwal
Partner
Membership No. : 084833



For and on behalf of the Board of Directors of
FLIP PROPBUILD PRIVATE LIMITED

Mitrakant
Director
DIN-08528740


Gaurav Dutta
Director
DIN-08657459

Place : New Delhi
Date : 24 June 2020

FLORET PROPBUILD PRIVATE LIMITED
BALANCE SHEET AS AT 31 MARCH 2020
(Amount in Rupees, unless otherwise stated)

ASSETS

Current assets

- Inventories
- Financial assets
 - Cash and cash equivalents
 - Other financial assets

Total Assets

EQUITY AND LIABILITIES

Equity

- Equity share capital
- Other equity
- Total equity**

LIABILITIES

Current liabilities

- Financial liabilities
 - Trade payables
 - total outstanding dues of micro and small enterprises
 - total outstanding dues other than micro and small enterprises
- Other current liabilities
- Total liabilities**

Total Equity and Liabilities

Summary of significant accounting policies

The accompanying notes are an integral part of the financial statements.

As per our report of even date

For Rajeev & Ajay
Firm registration No : 009977N
Chartered Accountants

Rajeev Sabharwal
Partner
Membership No. : 084833



Place : New Delhi
Date : 24 June 2020

Notes	31 March 2020	31 March 2019
3	3,32,75,135	3,32,75,135
4	23,995	14,544
5	50,20,636	50,20,636
	3,83,19,766	3,83,10,315
6	1,00,000	1,00,000
7	(2,84,504)	(2,74,907)
	(1,84,504)	(1,74,907)
8	-	-
9	3,84,98,370	3,84,79,322
	3,85,04,270	3,84,85,222
	3,83,19,766	3,83,10,315

For and on behalf of the Board of Directors of
FLORET PROPBUILD PRIVATE LIMITED

Navneet Kaur
Director
DIN-08324165

Jalangi Ashraf
Director
DIN-08587748

m

FLORET PROPBUILD PRIVATE LIMITED
STATEMENT OF PROFIT AND LOSS FOR THE YEAR ENDED 31 MARCH 2020
(Amount in Rupees, unless otherwise stated)

Particulars	Notes	31 March 2020	31 March 2019
Revenue		-	-
Total Income		-	-
EXPENSES			
Other expenses	10	8,948	7,861
Finance costs	11	649	118
Total Expenses		9,597	7,979
Profit/(Loss) before tax		(9,597)	(7,979)
Current tax		-	-
Profit/(Loss) for the year		(9,597)	(7,979)
Other comprehensive income		-	-
Total other comprehensive income for the year, net of tax		-	-
Total comprehensive income/(loss) for the year, net of tax		(9,597)	(7,979)
Earnings per equity share:	12		
Basic (Rs.)		(0.96)	(0.80)
Diluted (Rs.)		(0.96)	(0.80)

Summary of significant accounting policies

2

The accompanying notes are an integral part of the financial statements.

As per our report of even date

For Rajeev & Ajay
Firm registration No : 009977N
Chartered Accountants

Rajeev Sabharwal
Partner
Membership No. : 084833



For and on behalf of the Board of Directors of
FLORET PROPBUILD PRIVATE LIMITED

Navneet Kaur

Navneet Kaur
Director
DIN-08324165

Jalal Uddin

Jalal Uddin Ashraf
Director
DIN-08587748

Place : New Delhi
Date : 24 June 2020

FLOTILLA PROPBUILD PRIVATE LIMITED
BALANCE SHEET AS AT 31 MARCH 2020
(Amount in rupees, unless otherwise stated)

ASSETS

Current assets

Inventories

Financial assets

Cash and cash equivalents

Total Assets

Notes	As at 31 March 2020	As at 31 March 2019
3	4,35,75,595	4,35,75,595
4	24,389	14,938
	4,35,99,984	4,35,90,533

EQUITY AND LIABILITIES

Equity

Equity share capital

Other equity

Total equity

5	1,00,000	1,00,000
6	(2,84,843)	(2,75,246)
	(1,84,843)	(1,75,246)

LIABILITIES

Current liabilities

Financial liabilities

Trade payables

-total outstanding dues of micro and small enterprises

-total outstanding dues other than micro and small enterprises

Other current liabilities

Total liabilities

7	-	-
8	5,900	5,900
	4,37,78,927	4,37,59,879
	4,37,84,827	4,37,65,779

Total Equity and Liabilities

	4,35,99,984	4,35,90,533
--	--------------------	--------------------

Summary of significant accounting policies

2

The accompanying notes are an integral part of the financial statements.

As per our report of even date

For Rajeev & Ajay
Firm registration No : 009977N
Chartered Accountants

Rajeev Sabharwal
Partner
Membership No. : 084833



For and on behalf of the Board of Directors of
FLOTILLA PROPBUILD PRIVATE LIMITED

Pankaj

Pankaj Kishore Chaturvedi
Director
DIN-07119298

Rangaswamy

Rangaswamy Harirajan
Director
DIN-06785533

Place : New Delhi

Date :

204

FLOTILLA PROPBUILD PRIVATE LIMITED
STATEMENT OF PROFIT AND LOSS FOR THE YEAR ENDED 31 MARCH 2020
(Amount in rupees, unless otherwise stated)

Particulars	Notes	31 March 2020	31 March 2019
Revenue		-	-
Total Income		-	-
EXPENSES			
Finance costs	9	649	118
Other expenses	10	8,948	7,861
Total Expenses		9,597	7,979
(Loss) before tax from continuing operations		(9,597)	(7,979)
Tax expense:			
Current tax		-	-
(Loss) for the year from continuing operations		(9,597)	(7,979)
Other comprehensive income		-	-
Total other comprehensive income for the year, net of tax		-	-
Total comprehensive (loss) for the year, net of tax		(9,597)	(7,979)
Earnings per equity share:	11		
(1) Basic		(0.96)	(0.80)
(2) Diluted		(0.96)	(0.80)

Summary of significant accounting policies

2

The accompanying notes are an integral part of the financial statements.

As per our report of even date

For Rajeev & Ajay
Firm registration No : 009977N
Chartered Accountants

Rajeev Sabharwal
Partner
Membership No. : 084833



For and on behalf of the Board of Directors of
FLOTILLA PROPBUILD PRIVATE LIMITED

Pankaj Kishore Chaturvedi

Pankaj Kishore Chaturvedi
Director
DIN-07119298

Ranganwamy Harirajan

Ranganwamy Harirajan
Director
DIN-06785533

Place : New Delhi
Date :

FLOUNCE PROPBUILD PRIVATE LIMITED
BALANCE SHEET AS AT 31 MARCH 2020
(Amount in Rupees, unless otherwise stated)

	Notes	31 March 2020	31 March 2019
ASSETS			
Current assets			
Inventories	3	96,76,153	96,76,153
Financial assets			
Cash and cash equivalents	4	24,810	15,359
Other financial assets	5	2,48,063	2,48,063
Total assets		99,49,026	99,39,575
EQUITY AND LIABILITIES			
Equity			
Equity share capital	6	1,00,000	1,00,000
Other equity	7	(2,74,718)	(2,65,424)
Total equity		(1,74,718)	(1,65,424)
LIABILITIES			
Current liabilities			
Financial liabilities			
Trade payables	8		
-total outstanding dues of micro and small enterprises		5,901	5,901
-total outstanding dues other than micro and small enterprises			
Other current liabilities	9	1,01,17,843	1,00,99,098
Total liabilities		1,01,23,744	1,01,04,999
Total equity and liabilities		99,49,026	99,39,575

Summary of significant accounting policies

2

The accompanying notes are an integral part of the financial statements.

As per our report of even date

For Rajeev & Ajay

Firm registration No : 009977N

Chartered Accountants

Rajeev Sabharwal
Partner

Membership No. : 084833



For and on behalf of the Board of Directors of
FLOUNCE PROPBUILD PRIVATE LIMITED

Rangaswamy Harirajan
Director
DIN-06785533

Pankaj Kishore Chaturvedi
Director
DIN-07119298

Place : New Delhi

Date :

FLOUNCE PROPBUILD PRIVATE LIMITED
STATEMENT OF PROFIT AND LOSS FOR THE YEAR ENDED 31 MARCH 2020
(Amount in Rupees, unless otherwise stated)

Particulars	Notes	31 March 2020	31 March 2019
Revenue		-	-
Total Income		-	-
EXPENSES			
Other expenses	10	8,645	8,173
Finance costs	11	649	118
Total Expenses		9,294	8,291
Profit/(Loss) before tax		(9,294)	(8,291)
Current tax		-	-
Profit/(Loss) for the year		(9,294)	(8,291)
Other comprehensive income		-	-
Total other comprehensive income for the year, net of tax		-	-
Total comprehensive income/(loss) for the year, net of tax		(9,294)	(8,291)
Earnings per equity share:	12		
Basic (Rs.)		(0.93)	(0.83)
Diluted (Rs.)		(0.93)	(0.83)

Summary of significant accounting policies

The accompanying notes are an integral part of the financial statements.

As per our report of even date

For Rajeev & Ajay
Firm registration No : 009977
Chartered Accountants

Rajeev Sabharwal
Partner
Membership No. : 084833



For and on behalf of the Board of Directors of
FLOUNCE PROPBUILD PRIVATE LIMITED


Rangaswamy Harirajan
Director
DIN-06785533


Pankaj Kishore Chaturvedi
Director
DIN-07119298

Place : New Delhi
Date :


FLUE PROPBUILD PRIVATE LIMITED
BALANCE SHEET AS AT 31 MARCH 2020
(Amount in Rupees, unless otherwise stated)

	Notes	31 March 2020	31 March 2019
ASSETS			
Current assets			
Inventories	3	4,65,89,797	4,65,89,797
Financial assets			
Cash and cash equivalents	4	24,614	14,544
Other financial assets	5	1,67,70,669	3,01,81,288
Total assets		6,33,85,080	7,67,85,629
EQUITY AND LIABILITIES			
Equity			
Equity share capital	6	1,00,000	1,00,000
Other equity	7	(3,34,445)	(3,25,160)
Total equity		(2,34,445)	(2,25,160)
LIABILITIES			
Current liabilities			
Financial liabilities			
Trade payables	8	-	-
-total outstanding dues of micro and small enterprises		5,901	5,901
-total outstanding dues other than micro and small enterprises	9	6,36,13,624	7,70,04,888
Other current liabilities		6,36,19,525	7,70,10,789
Total liabilities		6,33,85,080	7,67,85,629
Total equity and liabilities		6,33,85,080	7,67,85,629
Summary of significant accounting policies	2		

The accompanying notes are an integral part of the financial statements.


As per our report of even date


For Rajeev & Ajay
Firm registration No : 009977N
Chartered Accountants


Rajeev Sabharwal
Partner
Membership No. : 084833

Place : New Delhi
Date : 24 June 2020

For and on behalf of the Board of Directors of
FLUE PROPBUILD PRIVATE LIMITED


Rahul Bindle
Director
DIN-02128650


Seema Shekher
Director
DIN-08376730

FLUE PROPBUILD PRIVATE LIMITED
STATEMENT OF PROFIT AND LOSS FOR THE YEAR ENDED 31 MARCH 2020
(Amount in Rupees, unless otherwise stated)

Particulars	Notes	31 March 2020	31 March 2019
Revenue		-	-
Total Income		-	-
EXPENSES			
Other expenses	10	8,636	7,861
Finance costs	11	649	118
Total Expenses		9,285	7,979
Profit/(Loss) before tax		(9,285)	(7,979)
Current tax		-	-
Profit/(Loss) for the year		(9,285)	(7,979)
Other comprehensive income		-	-
Total other comprehensive income for the year, net of tax		-	-
Total comprehensive income/(loss) for the year, net of tax		(9,285)	(7,979)
Earnings per equity share:	12		
Basic (Rs.)		(0.93)	(0.80)
Diluted (Rs.)		(0.93)	(0.80)


Summary of significant accounting policies

2


The accompanying notes are an integral part of the financial statements.


As per our report of even date

For Rajeev & Ajay
Firm registration No : 009977N
Chartered Accountants


Rajeev Sabharwal
Partner
Membership No. : 084833

For and on behalf of the Board of Directors of
FLUE PROPBUILD PRIVATE LIMITED


Rahul Bindle
Director
DIN-02128650


Seema Sheldher
Director
DIN-08376730

Place : New Delhi
Date : 24 June 2020

FLUFF PROPBUILD PRIVATE LIMITED
BALANCE SHEET AS AT 31 MARCH 2020
(Amount in Rupees, unless otherwise stated)

ASSETS

Current assets

Inventories	
Financial assets	
Cash and cash equivalents	
Other financial assets	
Total assets	

Notes	31 March 2020	31 March 2019
3	5,37,86,170	5,37,86,170
4	24,795	25,524
5	49,23,394	49,23,394
	5,87,34,359	5,87,35,088

EQUITY AND LIABILITIES

Equity

Equity share capital	
Other equity	
Total equity	

6	1,00,000	1,00,000
7	(2,84,634)	(2,77,866)
	(1,84,634)	(1,77,866)

LIABILITIES

Current liabilities

Financial liabilities	
Trade payables	
-total outstanding dues of micro and small enterprises	
-total outstanding dues other than micro and small enterprises	
Other current liabilities	
Total liabilities	

8	-	-
	5,901	5,901
9	5,89,13,092	5,89,07,053
	5,89,18,993	5,89,12,954

Total equity and liabilities

5,87,34,359 **5,87,35,088**

Summary of significant accounting policies

2

The accompanying notes are an integral part of the financial statements.

As per our report of even date

For Rajeev & Ajay

Firm registration No. 009977N
Chartered Accountants

Rajeev Sabharwal


Partner

Membership No. : 084833



For and on behalf of the Board of Directors of
FLUFF PROPBUILD PRIVATE LIMITED


Anil Kumar Beniwal
Director
DIN-08129129


Prashant Pandey
Director
DIN-03439831

Place : New Delhi
Date : 24 June 2020

FLUFF PROPBUILD PRIVATE LIMITED
STATEMENT OF PROFIT AND LOSS FOR THE YEAR ENDED 31 MARCH 2020
(Amount in Rupees, unless otherwise stated)

Particulars	Notes	31 March 2020	31 March 2019
Income			
Other income	10	2,820	-
Total Income		2,820	-
Expenses			
Other expenses	11	8,939	8,795
Finance costs	12	649	-
Total Expenses		9,588	8,795
Profit/(Loss) before tax		(6,768)	(8,795)
Current tax		-	-
Profit/(Loss) for the year		(6,768)	(8,795)
Other comprehensive income		-	-
Total other comprehensive income for the year, net of tax		-	-
Total comprehensive income/(loss) for the year, net of tax		(6,768)	(8,795)
Earnings per equity share:	13		
Basic (Rs.)		(0.68)	(0.88)
Diluted (Rs.)		(0.68)	(0.88)

Summary of significant accounting policies

2

The accompanying notes are an integral part of the financial statements.


As per our report of even date

For Rajeev & Ajay
Firm registration No 009977N
Chartered Accountants

Rajeev Sabharwal
Partner
Membership No. : 084833



For and on behalf of the Board of Directors of
FLUFF PROPBUILD PRIVATE LIMITED


Anil Kumar Beniwal
Director
DIN-08129129


Prashant Pandey
Director
DIN-03439831

Place : New Delhi
Date : 24 June 2020

FLUKE PROPBUILD PRIVATE LIMITED
BALANCE SHEET AS AT 31 MARCH 2020
(Amount in Rupees, unless otherwise stated)

	Notes	31 March 2020	31 March 2019
ASSETS			
Current assets			
Inventories	3	16,32,979	16,32,979
Financial assets			
Cash and cash equivalents	4	24,358	14,907
Total assets		16,57,337	16,47,886
EQUITY AND LIABILITIES			
Equity			
Equity share capital	5	1,00,000	1,00,000
Other equity	6	(1,03,335)	(93,242)
Total equity		(3,335)	6,758
LIABILITIES			
Current liabilities			
Financial liabilities			
Trade payables	7	-	-
-total outstanding dues of micro and small enterprises		5,900	5,900
-total outstanding dues other than micro and small enterprises			
Other current liabilities	8	16,54,772	16,35,228
Total liabilities		16,60,672	16,41,128
Total equity and liabilities		16,57,337	16,47,886
Summary of significant accounting policies			
	2		

The accompanying notes are an integral part of the financial statements.

As per our report of even date

For Rajeev & Ajay
Firm registration No : 009977N
Chartered Accountants

Rajeev Sabharwal
Partner
Membership No. : 084833



For and on behalf of the Board of Directors of
FLUKE PROPBUILD PRIVATE LIMITED

Anil Kumar Beniwal
Director
DIN-08129129

Prashant Pandey
Director
DIN-03439831

Place : New Delhi
Date : 24 June 2020

FLUKE PROPBUILD PRIVATE LIMITED
STATEMENT OF PROFIT AND LOSS FOR THE YEAR ENDED 31 MARCH 2020
(Amount in Rupees, unless otherwise stated)

Particulars	Notes	31 March 2020	31 March 2019
Revenue		-	-
Total Income		-	-
EXPENSES			
Other expenses	9	9,444	9,106
Finance costs	10	649	118
Total Expenses		10,093	9,224
Profit/(Loss) before tax		(10,093)	(9,224)
Current tax		-	-
Profit/(Loss) for the year		(10,093)	(9,224)
Other comprehensive income		-	-
Total other comprehensive income for the year, net of tax		-	-
Total comprehensive income/(loss) for the year, net of tax		(10,093)	(9,224)
Earnings per equity share:	11		
Basic (Rs.)		(1.01)	(0.92)
Diluted (Rs.)		(1.01)	(0.92)

Summary of significant accounting policies

2

The accompanying notes are an integral part of the financial statements.

As per our report of even date

For Rajeev & Ajay
Firm registration No. : 009977N
Chartered Accountants

Rajeev Sabharwal
Partner
Membership No. : 084833



For and on behalf of the Board of Directors of
FLUKE PROPBUILD PRIVATE LIMITED

Anil Kumar Beniwal
Director
DIN-08129129

Prashant Pandey
Director
DIN-03439831

Place : New Delhi
Date : 24 June 2020

FOAL PROPBUILD PRIVATE LIMITED
BALANCE SHEET AS AT 31 MARCH 2020
(Amount in rupees, unless otherwise stated)

ASSETS

Current assets

Inventories

Financial assets

Cash and cash equivalents

Total Assets

EQUITY AND LIABILITIES

Equity

Equity share capital

Other equity

Total equity

LIABILITIES

Current liabilities

Financial liabilities

Trade payables

-total outstanding dues of micro and small enterprises

-total outstanding dues other than micro and small enterprises

Other current liabilities

Total liabilities

Total Equity and Liabilities

Summary of significant accounting policies

The accompanying notes are an integral part of the financial statements.

As per our report of even date

For Rajeev & Ajay

Firm registration No : 009975

Chartered Accountants

Rajeev Sabharwal

Partner

Membership No. : 084833





Place : New Delhi

Date : 24 June 2020

Notes	31 March 2020	31 March 2019
3	1,47,39,889	1,47,39,889
4	24,990	25,539
	1,47,64,879	1,47,65,428
5	1,00,000	1,00,000
6	(2,02,747)	(1,93,067)
	(1,02,747)	(93,067)
7	-	-
8	5,901	5,900
	1,48,61,725	1,48,52,595
	1,48,67,626	1,48,58,495
	1,47,64,879	1,47,65,428
2		

For and on behalf of the Board of Directors of
FOAL PROPBUILD PRIVATE LIMITED


Anil Kumar Beniwal
Director
DIN-08129129


Prashant Pandey
Director
DIN-03439831

FOAL PROPBUILD PRIVATE LIMITED
STATEMENT OF PROFIT AND LOSS FOR THE YEAR ENDED 31 MARCH 2020
(Amount in rupees, unless otherwise stated)

Particulars	Notes	31 March 2020	31 March 2019
Revenue		-	-
Total Income		-	-
EXPENSES			
Finance costs	9	649	-
Other expenses	10	9,031	9,107
Total Expenses		9,680	9,107
(Loss) before tax from continuing operations		(9,680)	(9,107)
Tax expense:			
Current tax		-	-
(Loss) for the year from continuing operations		(9,680)	(9,107)
Other comprehensive income		-	-
Total other comprehensive income for the year, net of tax		-	-
Total comprehensive income/(loss) for the year, net of tax		(9,680)	(9,107)
Earnings per equity share:	11		
(1) Basic		(0.97)	(0.91)
(2) Diluted		(0.97)	(0.91)

Summary of significant accounting policies

2

The accompanying notes are an integral part of the financial statements.

As per our report of even date

For Rajeev & Ajay
Firm registration No : 009977N
Chartered Accountants

Rajeev Sabharwal
Partner
Membership No. : 084833



For and on behalf of the Board of Directors of
FOAL PROPBUILD PRIVATE LIMITED

Anil Kumar Beniwal
Director
DIN-08129129

Prashant Pandey
Director
DIN-03439831

Place : New Delhi
Date : 24 June 2020

FONDANT PROPBUILD PRIVATE LIMITED
BALANCE SHEET AS AT 31 MARCH 2020
(Amount in rupees, unless otherwise stated)

ASSETS

Current assets

Inventories
Financial assets
Cash and cash equivalents

Total Assets

EQUITY AND LIABILITIES

Equity

Equity share capital
Other equity
Total equity

LIABILITIES

Current liabilities

Financial liabilities
Trade payables
-total outstanding dues of micro and small enterprises
-total outstanding dues other than micro and small enterprises
Other current liabilities
Total liabilities

Total Equity and Liabilities

Summary of significant accounting policies

The accompanying notes are an integral part of the financial statements.

As per our report of even date

For Rajeev & Ajay
Firm registration No : 009977N
Chartered Accountants

Rajeev Sapharwal
Partner
Membership No. : 084833



Place : New Delhi
Date : 24 June 2020

Notes	As at	
	31 March 2020	31 March 2019
3	3,63,18,755	3,63,18,755
4	24,832	25,381
	3,63,43,587	3,63,44,136
5	1,00,000	1,00,000
6	(7,64,413)	(7,54,834)
	(6,64,413)	(6,54,834)
7	-	-
8	5,900	5,900
	3,70,02,100	3,69,93,070
	3,70,08,000	3,69,98,970
	3,63,43,587	3,63,44,136
2		

For and on behalf of the Board of Directors of
FONDANT PROPBUILD PRIVATE LIMITED

Ahil Kumar Beniwal
Director
DIN-08129129

Jalungir Ashraf
Director
DIN-08587748

FONDANT PROPBUILD PRIVATE LIMITED
STATEMENT OF PROFIT AND LOSS FOR THE YEAR ENDED 31 MARCH 2020
(Amount in rupees, unless otherwise stated)

Particulars	Notes	31 March 2020	31 March 2019
Revenue from operations		-	-
Total Income		-	-
EXPENSES			
Finance costs	9	649	-
Other expenses	10	8,930	8,796
Total Expenses		9,579	8,796
(Loss) before tax from continuing operations		(9,579)	(8,796)
Tax expense:			
Current tax		-	-
(Loss) for the year from continuing operations		(9,579)	(8,796)
Other comprehensive income		-	-
Total other comprehensive income for the year, net of tax		-	-
Total comprehensive (loss) for the year, net of tax		(9,579)	(8,796)
Earnings per equity share:	11		
Basic (Rs.)		(0.96)	(0.88)
Diluted (Rs.)		(0.96)	(0.88)

Summary of significant accounting policies

2

The accompanying notes are an integral part of the financial statements.

As per our report of even date

For Rajeev & Ajay
Firm registration No. 009977N
Chartered Accountants

Rajeev Sabharwal
Partner
Membership No. : 084833



For and on behalf of the Board of Directors of
FONDANT PROPBUILD PRIVATE LIMITED

Anil Kumar Beniwal
Director
DIN-08129129

Jahangir Ashraf
Director
DIN-08587748

Place : New Delhi
Date : 24 June 2020

FORAY PROPBUILD PRIVATE LIMITED
BALANCE SHEET AS AT 31 MARCH 2020
(Amount in rupees, unless otherwise stated)

	Notes	As at 31 March 2020	As at 31 March 2019
ASSETS			
Current assets			
Inventories	3	2,54,79,702	2,54,79,702
Financial assets			
Cash and cash equivalents	4	24,791	25,972
Other current assets	5	2	-
		<u>2,55,04,495</u>	<u>2,55,05,674</u>
Total Assets		<u>2,55,04,495</u>	<u>2,55,05,674</u>
EQUITY AND LIABILITIES			
Equity			
Equity share capital	6	1,00,000	1,00,000
Other equity	7	(2,01,061)	(1,91,271)
Total equity		<u>(1,01,061)</u>	<u>(91,271)</u>
LIABILITIES			
Current liabilities			
Financial liabilities			
Trade payables	8	-	-
-total outstanding dues of micro and small enterprises		5,900	10,218
-total outstanding dues other than micro and small enterprises			
Other current liabilities	9	2,55,99,656	2,55,86,727
Total liabilities		<u>2,56,05,556</u>	<u>2,55,96,945</u>
Total Equity and Liabilities		<u>2,55,04,495</u>	<u>2,55,05,674</u>

Summary of significant accounting policies

2

The accompanying notes are an integral part of the financial statements.

As per our report of even date

For Rajeev & Ajay
Firm registration No : 009977M
Chartered Accountants

Rajeev Sabharwal
Partner

Membership No. : 084833



For and on behalf of the Board of Directors of
FORAY PROPBUILD PRIVATE LIMITED

Anil Kumar Beniwal
Director
DIN-08129129

Prashant Pandey
Director
DIN-03439831

Place : New Delhi
Date : 24 June 2020

20

FORAY PROPBUILD PRIVATE LIMITED
STATEMENT OF PROFIT AND LOSS FOR THE YEAR ENDED 31 MARCH 2020
(Amount in rupees, unless otherwise stated)

Particulars	Notes	31 March 2020	31 March 2019
Revenue from operations		-	-
Total Income		-	-
EXPENSES			
Finance costs	10	649	-
Other expenses	11	9,141	13,826
Total Expenses		9,790	13,826
(Loss)/profit before tax from continuing operations		(9,790)	(13,826)
Tax expense:			
Current tax		-	-
(Loss)/profit for the year from continuing operations		(9,790)	(13,826)
Other comprehensive income		-	-
Total other comprehensive income for the year, net of tax		-	-
Total comprehensive (loss)/income for the year, net of tax		(9,790)	(13,826)
Earnings per equity share:	12		
(1) Basic		(0.98)	(1.38)
(1) Diluted		(0.98)	(1.38)

Summary of significant accounting policies

2

The accompanying notes are an integral part of the financial statements.

As per our report of even date

For Rajeev & Ajay
Firm registration No : 009977N
Chartered Accountants

Rajeev Sabharwal
Partner
Membership No. : 084833



For and on behalf of the Board of Directors of
FORAY PROPBUILD PRIVATE LIMITED

Anil Kumar Beniwal
Director
DIN-08129129

Prashant Pandey
Director
DIN-03439831

Place : New Delhi
Date : 24 June 2020

FORSYTHIA PROPBUILD PRIVATE LIMITED
BALANCE SHEET AS AT 31 MARCH 2020
(Amount in rupees, unless otherwise stated)

	Notes	As at 31 March 2020	As at 31 March 2019
ASSETS			
Current assets			
Inventories	3	3,01,07,387	3,01,07,387
Financial assets			
Cash and cash equivalents	4	25,532	25,393
Other current assets	5	2,40,423	2,40,423
Total Assets		3,03,73,342	3,03,73,203
EQUITY AND LIABILITIES			
Equity			
Equity share capital	6	1,00,000	1,00,000
Other equity	7	(4,32,992)	(4,22,404)
Total equity		(3,32,992)	(3,22,404)
LIABILITIES			
Current liabilities			
Financial liabilities			
Trade payables	8		
-total outstanding dues of micro and small enterprises			
-total outstanding dues other than micro and small enterprises		5,900	5,900
Other current liabilities	9	3,07,00,434	3,06,89,707
Total liabilities		3,07,06,334	3,06,95,607
Total Equity and Liabilities		3,03,73,342	3,03,73,203
Summary of significant accounting policies	2		

The accompanying notes are an integral part of the financial statements.

As per our report of even date

For Rajeev & Ajay
Firm registration No : 009977N
Chartered Accountants

Rajeev Sabharwal
Partner
Membership No. : 084833



For and on behalf of the Board of Directors of
FORSYTHIA PROPBUILD PRIVATE LIMITED

Tapan Kumar Barik *Suman Jain*
Tapan Kumar Barik Suman Jain
Director Director
DIN-08455171 DIN-08385675

Place : New Delhi
Date : 24 June 2020

FORSYTHIA PROPBUILD PRIVATE LIMITED
STATEMENT OF PROFIT AND LOSS FOR THE YEAR ENDED 31 MARCH 2020
(Amount in rupees, unless otherwise stated)

Particulars	Notes	31 March 2020	31 March 2019
Revenue		-	-
Total Income (I)		-	-
EXPENSES			
Finance costs	10	649	-
Other expenses	11	9,939	14,511
Total expenses (II)		10,588	14,511
(Loss) before tax from continuing operations (I-II)		(10,588)	(14,511)
Tax expense:			
Current tax		-	-
(Loss) for the year from continuing operations		(10,588)	(14,511)
Other comprehensive income		-	-
Total other comprehensive income for the year, net of tax		-	-
Total comprehensive (loss) for the year, net of tax		(10,588)	(14,511)
Earnings per equity share	12		
(1) Basic		(1.06)	(1.45)
(2) Diluted		(1.06)	(1.45)

Summary of significant accounting policies

2

The accompanying notes are an integral part of the financial statements.

As per our report of even date

For Rajeev & Ajay
Firm registration No 009977N
Chartered Accountants

Rajeev Sabharwal
Partner
Membership No. : 084833



For and on behalf of the Board of Directors of
FORSYTHIA PROPBUILD PRIVATE LIMITED

Tapan Kumar Barik *Suman Jain*

Tapan Kumar Barik
Director
DIN-08455171

Suman Jain
Director
DIN-08385675

Place : New Delhi
Date : 24 June 2020

FOUNT PROPBUILD PRIVATE LIMITED
BALANCE SHEET AS AT 31 MARCH 2020
(Amount in rupees, unless otherwise stated)

	Notes	As at 31 March 2020	As at 31 March 2019
ASSETS			
Current assets			
Inventories	3	10,24,853	10,24,853
Financial assets			
Cash and cash equivalents	4	24,652	25,513
Other current assets	5	1,11,346	1,11,346
		<u>11,60,851</u>	<u>11,61,712</u>
Total Assets		<u>11,60,851</u>	<u>11,61,712</u>
EQUITY AND LIABILITIES			
Equity			
Equity share capital	6	1,00,000	1,00,000
Other equity	7	(1,45,242)	(1,35,649)
Total equity		<u>(45,242)</u>	<u>(35,649)</u>
LIABILITIES			
Current liabilities			
Financial liabilities			
Trade payables	8	-	-
-total outstanding dues of micro and small enterprises		5,900	5,900
-total outstanding dues other than micro and small enterprises			
Other current liabilities	9	12,00,193	11,91,461
Total liabilities		<u>12,06,093</u>	<u>11,97,361</u>
Total Equity and Liabilities		<u>11,60,851</u>	<u>11,61,712</u>

Summary of significant accounting policies

2

The accompanying notes are an integral part of the financial statements.

As per our report of even date

For Rajeev & Ajay
Firm registration No: 009977N
Chartered Accountants

Rajeev Sabharwal
Partner
Membership No. : 084833



For and on behalf of the Board of Directors of
FOUNT PROPBUILD PRIVATE LIMITED

Reena
Director
DIN-08129092

Prashant Pandey
Director
DIN-03439831

Place : New Delhi
Date : 24 June 2020

23

FOUNT PROPBUILD PRIVATE LIMITED
STATEMENT OF PROFIT AND LOSS FOR THE YEAR ENDED 31 MARCH 2020
(Amount in rupees, unless otherwise stated)

Particulars	Notes	31 March 2020	31 March 2019
Other income		-	-
Total Income (I)		-	-
EXPENSES			
Finance costs	10	649	-
Other expenses	11	8,944	13,993
Total Expenses (II)		9,593	13,993
(Loss) before tax from continuing operations (I-II)		(9,593)	(13,993)
Tax expense:			
Current tax		-	-
(Loss) for the year from continuing operations		(9,593)	(13,993)
Other comprehensive income		-	-
Total other comprehensive income for the year, net of tax		-	-
Total comprehensive income/(loss) for the year, net of tax		(9,593)	(13,993)
Earnings per equity share:	12		
(1) Basic		(0.96)	(1.40)
(2) Diluted		(0.96)	(1.40)

Summary of significant accounting policies

2

The accompanying notes are an integral part of the financial statements.

As per our report of even date

For Rajeev & Ajay
Firm registration No : 009977N
Chartered Accountants

Rajeev Sabharwal
Partner
Membership No. : 084833



For and on behalf of the Board of Directors of
FOUNT PROPBUILD PRIVATE LIMITED

Keena
Director
DIN-08129092

Prashant Pandey
Director
DIN-03439831

Place : New Delhi
Date : 24 June 2020

FOYER PROPBUILD PRIVATE LIMITED
BALANCE SHEET AS AT 31 MARCH 2020
(Amount in rupees, unless otherwise stated)

	Notes	As at 31 March 2020	As at 31 March 2019
ASSETS			
Current assets			
Inventories	3	1,34,687	1,34,687
Financial assets			
Cash and cash equivalents	4	24,535	25,404
Other current assets	5	8,279	8,279
Total Assets		1,67,501	1,68,370
EQUITY AND LIABILITIES			
Equity			
Equity share capital	6	1,00,000	1,00,000
Other equity	7	(1,01,173)	(92,806)
Total equity		(1,173)	7,194
LIABILITIES			
Current liabilities			
Financial liabilities			
Trade payables	8	-	-
-total outstanding dues of micro and small enterprises		-	-
-total outstanding dues other than micro and small enterprises		5,900	10,220
Other current liabilities	9	1,62,774	1,50,956
Total liabilities		1,68,674	1,61,176
Total Equity and Liabilities		1,67,501	1,68,370

Summary of significant accounting policies

2

The accompanying notes are an integral part of the financial statements.

As per our report of even date

For Rajeev & Ajay
Firm registration No: 009977N
Chartered Accountants

Rajeev Sabharwal
Partner
Membership No. : 084833



For and on behalf of the Board of Directors of
FOYER PROPBUILD PRIVATE LIMITED

Mayank Sharma
Director
DIN-08129100

Shaji Kumar Sasidharan
Director
DIN-07119343

Place : New Delhi
Date : 24 June 2020

23

FOYER PROPBUILD PRIVATE LIMITED
STATEMENT OF PROFIT AND LOSS FOR THE YEAR ENDED 31 MARCH 2020
(Amount in rupees, unless otherwise stated)

Particulars	Notes	31 March 2020	31 March 2019
Other income		-	-
Total Income (I)		-	-
EXPENSES			
Finance costs	10	649	-
Other expenses	11	7,718	19,026
Total Expenses (II)		8,367	19,026
(Loss)/profit before tax from continuing operations (I-II)		(8,367)	(19,026)
Tax expense:			
Current tax		-	-
(Loss)/profit for the year from continuing operations		(8,367)	(19,026)
Other comprehensive income		-	-
Total other comprehensive income for the year, net of tax		-	-
Total comprehensive (loss)/income for the year, net of tax		(8,367)	(19,026)
Earnings per equity share:	12		
(1) Basic		(0.84)	(1.90)
(2) Diluted		(0.84)	(1.90)

Summary of significant accounting policies

2

The accompanying notes are an integral part of the financial statements.

As per our report of even date

For Rajeev & Ajay
Firm registration No : 009977N
Chartered Accountants

Rajeev Sabharwal
Partner
Membership No. : 084833



For and on behalf of the Board of Directors of
FOYER PROPBUILD PRIVATE LIMITED

Mayank Sharma
Director
DIN-08129100

Shaji Kumar Sasidharan
Director
DIN-07119343

Place : New Delhi
Date : 24 June 2020

FRAY PROPBUILD PRIVATE LIMITED
BALANCE SHEET AS AT 31 MARCH 2020
(Amount in rupees, unless otherwise stated)

	Notes	As at 31 March 2020	As at 31 March 2019
ASSETS			
Current assets			
Financial assets			
Cash and cash equivalents	3	24,182	15,043
Total Assets		24,182	15,043
EQUITY AND LIABILITIES			
Equity			
Equity share capital	4	1,00,000	1,00,000
Other equity	5	(3,41,718)	(3,32,433)
Total equity		(2,41,718)	(2,32,433)
LIABILITIES			
Current liabilities			
Financial liabilities			
Trade payables	6	-	-
-total outstanding dues of micro and small enterprises		5,900	5,900
-total outstanding dues other than micro and small enterprises		-	-
Other current liabilities	7	2,60,000	2,41,576
Total liabilities		2,65,900	2,47,476
Total Equity and Liabilities		24,182	15,043
Summary of significant accounting policies	2		

The accompanying notes are an integral part of the financial statements.

As per our report of even date

For **Rajeev & Ajay**

Firm registration No. 009977N

Chartered Accountants

Rajeev Sahharwal

Partner

Membership No. : 084833



For and on behalf of the Board of Directors of

FRAY PROPBUILD PRIVATE LIMITED

Sujit Kumar Sahu

Sujit Kumar Sahu

Director

DIN-05141894

Lalan Prasad Singh

Lalan Prasad Singh

Director

DIN-08129091

Place : New Delhi

Date : 24 June 2020

20

FRAY PROPBUILD PRIVATE LIMITED
STATEMENT OF PROFIT AND LOSS FOR THE YEAR ENDED 31 MARCH 2020
(Amount in rupees, unless otherwise stated)

Particulars	Notes	31 March 2020	31 March 2019
Revenue		-	-
Total Income (I)		-	-
EXPENSES			
Finance costs	8	649	118
Other expenses	9	8,636	14,618
Total Expenses (II)		9,285	14,736
(Loss) before tax from continuing operations (I-II)		(9,285)	(14,736)
Tax expense:			
Current tax		-	-
(Loss) for the year from continuing operations		(9,285)	(14,736)
Other comprehensive income		-	-
Total other comprehensive income for the year, net of tax		-	-
Total comprehensive income/(loss) for the year, net of tax		(9,285)	(14,736)
Earnings per equity share:	10		
(1) Basic		(0.93)	(1.47)
(2) Diluted		(0.93)	(1.47)

Summary of significant accounting policies

2

The accompanying notes are an integral part of the financial statements.

As per our report of even date

For Rajeev & Ajay
Firm registration No : 009977N
Chartered Accountants

Rajeev Sabharwal
Partner
Membership No. : 084833



For and on behalf of the Board of Directors of
FRAY PROPBUILD PRIVATE LIMITED

Sujit Kumar Sahu

Sujit Kumar Sahu
Director
DIN-05141894

Lalit Prasad Singh
Lalit Prasad Singh
Director
DIN-08129091

Place : New Delhi
Date : 24 June 2020

FRIEZE PROPBUILD PRIVATE LIMITED
BALANCE SHEET AS AT 31 MARCH 2020
(Amount in rupees, unless otherwise stated)

	Notes	As at 31 March 2020	As at 31 March 2019
ASSETS			
Current assets			
Inventories	3	5,53,57,524	5,53,57,524
Financial assets			
Cash and cash equivalents	4	24,639	15,188
Total Assets		5,53,82,163	5,53,72,712
EQUITY AND LIABILITIES			
Equity			
Equity share capital	5	1,00,000	1,00,000
Other equity	6	(2,83,459)	(2,73,981)
Total equity		(1,83,459)	(1,73,981)
LIABILITIES			
Current liabilities			
Financial liabilities			
Trade payables	7	-	-
-total outstanding dues of micro and small enterprises			
-total outstanding dues other than micro and small enterprises		5,900	5,900
Other current liabilities	8	5,55,59,722	5,55,40,793
Total liabilities		5,55,65,622	5,55,46,693
Total Equity and Liabilities		5,53,82,163	5,53,72,712
Summary of significant accounting policies	2		

The accompanying notes are an integral part of the financial statements.

As per our report of even date

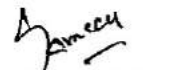
For Rajeev & Ajay
Firm registration No : 0099724
Chartered Accountants

Rajeev Sahrawat
Partner
Membership No. : 084833



For and on behalf of the Board of Directors of
FRIEZE PROPBUILD PRIVATE LIMITED


Yashpal Saun
Director
DIN-08385668


Sameer Wadhwa
Director
DIN-08129144

Place : New Delhi
Date : 24 June 2020

27

FRIEZE PROPBUILD PRIVATE LIMITED
STATEMENT OF PROFIT AND LOSS FOR THE YEAR ENDED 31 MARCH 2020
(Amount in rupees, unless otherwise stated)

Particulars	Notes	31 March 2020	31 March 2019
Revenue		-	-
Total income		-	-
EXPENSES			
Finance costs	9	649	118
Other expenses	10	8,829	13,992
Total Expenses		9,478	14,110
(Loss) before tax from continuing operations		(9,478)	(14,110)
Tax expense:			
Current tax		-	-
(Loss) for the year from continuing operations		(9,478)	(14,110)
Other comprehensive income		-	-
Total other comprehensive income for the year, net of tax		-	-
Total comprehensive (loss) for the year, net of tax		(9,478)	(14,110)
Earnings per equity share:	11		
(1) Basic		(0.95)	(1.41)
(2) Diluted		(0.95)	(1.41)

Summary of significant accounting policies

2

The accompanying notes are an integral part of the financial statements.

As per our report of even date

For Rajeev & Ajay
Firm registration No : 009977N
Chartered Accountants

Rajeev Sabharwal
Partner
Membership No. : 084833



For and on behalf of the Board of Directors of
FRIEZE PROPBUILD PRIVATE LIMITED

Yashpal Saun
Director
DIN-08385668

Sameer Wadhwa
Director
DIN-08129144

Place : New Delhi
Date : 24 June 2020

FRISSON PROPBUILD PRIVATE LIMITED
BALANCE SHEET AS AT 31 MARCH 2020
(Amount in rupees, unless otherwise stated)

	Notes	As at 31 March 2020	As at 31 March 2019
ASSETS			
Current assets			
Inventories	3	7,16,79,573	7,16,79,573
Financial assets			
Cash and cash equivalents	4	26,193	22,742
Other financial assets	5	8,60,30,740	8,60,30,740
Total Assets		15,77,36,506	15,77,33,055
EQUITY AND LIABILITIES			
Equity			
Equity share capital	6	1,00,000	1,00,000
Other equity	7	(3,35,290)	(3,26,014)
Total equity		(2,35,290)	(2,26,014)
LIABILITIES			
Current liabilities			
Financial liabilities			
Trade payables	8		
-total outstanding dues of micro and small enterprises			
-total outstanding dues other than micro and small enterprises		5,900	5,901
Other current liabilities	9	15,79,65,896	15,79,53,168
Total liabilities		15,79,71,796	15,79,59,069
Total Equity and Liabilities		15,77,36,506	15,77,33,055
Summary of significant accounting policies	2		

The accompanying notes are an integral part of the financial statements.

As per our report of even date

For Rajeev & Ajay
Firm registration No : 009977N
Chartered Accountants

Rajeev Saharwal
Partner
Membership No. : 084833



For and on behalf of the Board of Directors of
FRISSON PROPBUILD PRIVATE LIMITED

Sanjay Baweja
Director
DIN-03449009

Yashpal Saun
Director
DIN-08385668

Place : New Delhi
Date : 24 June 2020

21

FRISSON PROPBUILD PRIVATE LIMITED
STATEMENT OF PROFIT AND LOSS FOR THE YEAR ENDED 31 MARCH 2020
(Amount in rupees, unless otherwise stated)

Particulars	Notes	31 March 2020	31 March 2019
Revenue		-	-
Total Income		-	-
EXPENSES			
Finance costs	10	649	-
Other expenses	11	8,627	14,406
Total Expenses		9,276	14,406
(Loss) before tax from continuing operations		(9,276)	(14,406)
Tax expense:			
Current tax		-	-
(Loss) for the year from continuing operations		(9,276)	(14,406)
Other comprehensive income		-	-
Total other comprehensive income for the year, net of tax		-	-
Total comprehensive income for the year, net of tax		(9,276)	(14,406)
Earnings per equity share:	12		
(1) Basic		(0.93)	(1.44)
(2) Diluted		(0.93)	(1.44)

Summary of significant accounting policies

2

The accompanying notes are an integral part of the financial statements.

As per our report of even date

For Rajeev & Ajay
Firm registration No : 009977N
Chartered Accountants

Rajeev Sahharwal
Partner
Membership No. : 084833



For and on behalf of the Board of Directors of
FRISSON PROPBUILD PRIVATE LIMITED

Sanjay Baweja
Director
DIN-03449009

Yashpal Saun
Director
DIN-08385668

Place : New Delhi
Date : 24 June 2020

FROND PROPBUILD PRIVATE LIMITED
BALANCE SHEET AS AT 31 MARCH 2020
(Amount in rupees, unless otherwise stated)

	Notes	As at 31 March 2020	As at 31 March 2019
ASSETS			
Current assets			
Inventories	3	25,37,487	25,37,487
Financial assets			
Cash and cash equivalents	4	24,607	15,156
Total Assets		25,62,094	25,52,643
EQUITY AND LIABILITIES			
Equity			
Equity share capital	5	1,00,000	1,00,000
Other equity	6	(19,267)	(9,991)
Total equity		80,733	90,009
LIABILITIES			
Current liabilities			
Financial liabilities			
Trade payables	7	-	-
-total outstanding dues of micro and small enterprises		5,900	5,900
-total outstanding dues other than micro and small enterprises			
Other current liabilities	8	24,66,690	24,47,963
Provisions	9	8,771	8,771
Total liabilities		24,81,361	24,62,634
Total Equity and Liabilities		25,62,094	25,52,643

Summary of significant accounting policies 2

The accompanying notes are an integral part of the financial statements.

As per our report of even date

For Rajeev & Ajay
Firm registration No : 009977N
Chartered Accountants

Rajeev Sabharwal
Partner
Membership No. : 084833



For and on behalf of the Board of Directors of
FROND PROPBUILD PRIVATE LIMITED

Jahangir Ashraf
Director
DIN-08587748

Yashpal Saun
Director
DIN-08385668

Place : New Delhi
Date : 24 June 2020

FROND PROPBUILD PRIVATE LIMITED
STATEMENT OF PROFIT AND LOSS FOR THE YEAR ENDED 31 MARCH 2020
(Amount in rupees, unless otherwise stated)

Particulars	Notes	31 March 2020	31 March 2019
Revenue		-	-
Total Income (I)		-	-
EXPENSES			
Finance costs	10	649	118
Other expenses	11	8,627	14,822
Total Expenses (II)		9,276	14,940
(Loss) before tax from continuing operations (I-II)		(9,276)	(14,940)
Tax expense:			
Current tax		-	-
(Loss) for the year from continuing operations		(9,276)	(14,940)
Other comprehensive income		-	-
Total other comprehensive income for the year, net of tax		-	-
Total comprehensive (loss) for the year, net of tax		(9,276)	(14,940)
Earnings per equity share:	12		
(1) Basic		(0.93)	(1.49)
(2) Diluted		(0.93)	(1.49)

Summary of significant accounting policies

2

The accompanying notes are an integral part of the financial statements.

As per our report of even date

For Rajeev & Ajay
Firm registration No 009977N
Chartered Accountants

Rajeev Sahharwal
Partner
Membership No. : 084833



For and on behalf of the Board of Directors of
FROND PROPBUILD PRIVATE LIMITED

Jahangir Ashraf
Director
DIN-08587748

Yashpal Saun
Director
DIN-08385668

Place : New Delhi
Date : 24 June 2020

FROTH PROPBUILD PRIVATE LIMITED
BALANCE SHEET AS AT 31 MARCH 2020
(Amount in rupees, unless otherwise stated)

	Notes	As at 31 March 2020	As at 31 March 2019
ASSETS			
Current assets			
Inventories	3	2,31,38,039	2,31,38,039
Financial assets			
Cash and cash equivalents	4	24,609	14,720
Other financial assets	5	37,51,241	37,51,241
Total Assets		2,69,13,889	2,69,04,000
EQUITY AND LIABILITIES			
Equity			
Equity share capital	6	1,00,000	1,00,000
Other equity	7	(2,28,319)	(2,18,722)
Total equity		(1,28,319)	(1,18,722)
LIABILITIES			
Current liabilities			
Financial liabilities			
Trade payables	8	-	-
-total outstanding dues of micro and small enterprises		-	-
-total outstanding dues other than micro and small enterprises		5,900	5,900
Other current liabilities	9	2,70,36,308	2,70,16,822
Total liabilities		2,70,42,208	2,70,22,722
Total Equity and Liabilities		2,69,13,889	2,69,04,000

Summary of significant accounting policies


2

The accompanying notes are an integral part of the financial statements.

As per our report of even date

For Rajeev & Ajay
Firm registration No : 00997
Chartered Accountants

Rajeev Sabherwal
Partner
Membership No. : 084833



For and on behalf of the Board of Directors of
FROTH PROPBUILD PRIVATE LIMITED

Parag Ashraf
Parag Ashraf
Director
DIN-08587748

Sameer Wadhwa
Sameer Wadhwa
Director
DIN-08129144

Place : New Delhi
Date : 24 June 2020

20

FROTH PROPBUILD PRIVATE LIMITED
STATEMENT OF PROFIT AND LOSS FOR THE YEAR ENDED 31 MARCH 2020
(Amount in rupees, unless otherwise stated)

Particulars	Notes	31 March 2020	31 March 2019
Revenue		-	-
Total Income		-	-
EXPENSES			
Finance costs	10	649	118
Other expenses	11	8,948	14,718
Total Expenses		9,597	14,836
(Loss) before tax from continuing operations		(9,597)	(14,836)
Tax expense:			
Current tax		-	-
(Loss) for the year from continuing operations		(9,597)	(14,836)
Other comprehensive income		-	-
Total other comprehensive income for the year, net of tax		-	-
Total comprehensive (loss) for the year, net of tax		(9,597)	(14,836)
Earnings per equity share:	12		
(1) Basic		(0.96)	(1.48)
(2) Diluted		(0.96)	(1.48)

Summary of significant accounting policies

2

The accompanying notes are an integral part of the financial statements.


As per our report of even date

For **Rajeev & Ajay**

Firm registration No : 0099724
Chartered Accountants

Rajeev Sabharwal
Partner

Membership No. : 084833



For and on behalf of the Board of Directors of
FROTH PROPBUILD PRIVATE LIMITED

Jahangir Ashraf
Director
DIN-08587748

Sameer Wadhwa
Director
DIN-08129144

Place : New Delhi
Date : 24 June 2020

FUTURISTIC BUILDWELL PRIVATE LIMITED
BALANCE SHEET AS AT 31 MARCH 2020
(Amount in rupees, unless otherwise stated)

		As at	As at
	Notes	31 March 2020	31 March 2019
ASSETS			
Current assets			
Inventories	3	126,668,855	126,668,855
Financial assets			
Cash and cash equivalents	4	18,343	15,204
Total Assets		126,687,197	126,684,059
EQUITY AND LIABILITIES			
Equity			
Equity share capital	5	100,000	100,000
Other equity	6	(404,318)	(395,024)
Total equity		(304,318)	(295,024)
LIABILITIES			
Current liabilities			
Financial liabilities			
Trade payables	7	-	-
-total outstanding dues of micro and small enterprises			
-total outstanding dues other than micro and small enterprises		5,900	5,901
Other current liabilities	8	126,985,615	126,973,182
Total liabilities		126,991,515	126,979,083
Total Equity and Liabilities		126,687,197	126,684,059

Summary of significant accounting policies

2

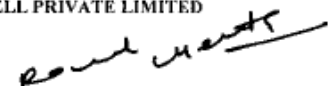
The accompanying notes are an integral part of the financial statements.

As per our report of even date

For MNV & CO.
Firm Reg. No.: 023682N
Chartered Accountants
Vikrant Suri
Partner
Membership No.: 505887

For and on behalf of the Board of Directors of
FUTURISTIC BUILDWELL PRIVATE LIMITED


Sameer Wadhwa
Director
DIN-08129144


Rohit Mehta
Director
DIN-06961182

Place : New Delhi
Date : 24 June 2020



FUTURISTIC BUILDWELL PRIVATE LIMITED
STATEMENT OF PROFIT AND LOSS FOR THE YEAR ENDED 31 MARCH 2020
(Amount in rupees, unless otherwise stated)

Particulars	Notes	31 March 2020	31 March 2019
Revenue		-	-
Total Income (I)		-	-
Expenses			
Finance costs	9	649	118
Other expenses	10	8,645	14,306
Total Expenses (II)		9,294	14,424
(Loss) before tax from continuing operations (I-II)		(9,294)	(14,424)
Tax expense:			
Current tax		-	-
(Loss) for the year from continuing operations		(9,294)	(14,424)
Other comprehensive income		-	-
Total other comprehensive income/(loss) for the year, net of tax		-	-
Total comprehensive (loss) for the year, net of tax		(9,294)	(14,424)
Earnings per equity share:	11		
(1) Basic		(0.93)	(1.44)
(2) Diluted		(0.93)	(1.44)

Summary of significant accounting policies

2

The accompanying notes are an integral part of the financial statements.

As per our report of even date

For MNV & CO.
Firm Reg. No.: 023682N
Chartered Accountants
Vijayant Suri
Partner
Membership No.: 505887

For and on behalf of the Board of Directors of
FUTURISTIC BUILDWELL PRIVATE LIMITED

Shameer Wadhwa
Director
DIN-08129144

Rohit Mehta
Director
DIN-06961182

Place : New Delhi
Date : 24 June 2020

GABLE PROPBUILD PRIVATE LIMITED
BALANCE SHEET AS AT 31 MARCH 2020
(Amount in rupees, unless otherwise stated)

	Notes	As at 31 March 2020	As at 31 March 2019
ASSETS			
Current assets			
Inventories	3	2,86,86,931	2,86,86,931
Financial assets			
Cash and cash equivalents	4	25,251	15,112
		<u>2,87,12,182</u>	<u>2,87,02,043</u>
Total Assets		<u>2,87,12,182</u>	<u>2,87,02,043</u>
EQUITY AND LIABILITIES			
Equity			
Equity share capital	5	1,00,000	1,00,000
Other equity	6	(14,22,826)	(14,13,229)
Total equity		<u>(13,22,826)</u>	<u>(13,13,229)</u>
LIABILITIES			
Current liabilities			
Financial liabilities			
Trade payables	7	-	-
-total outstanding dues of micro and small enterprises		5,900	5,900
-total outstanding dues other than micro and small enterprises	8	3,00,29,108	3,00,09,372
Other current liabilities		<u>3,00,35,008</u>	<u>3,00,15,272</u>
Total liabilities		<u>3,00,35,008</u>	<u>3,00,15,272</u>
Total Equity and Liabilities		<u>2,87,12,182</u>	<u>2,87,02,043</u>

Summary of significant accounting policies

2

The accompanying notes are an integral part of the financial statements.

As per our report of even date

For Rajeev & Ajay
Firm registration No. 009977N
Chartered Accountants

Rajeev Sabharwal
Partner
Membership No. : 084833



For and on behalf of the Board of Directors of
GABLE PROPBUILD PRIVATE LIMITED

Rangaswamy Harirajan
Director
DIN-06785533

Ajay Kumar
Director
DIN-08028800

Place : New Delhi
Date : 24 June 2020

GABLE PROPBUILD PRIVATE LIMITED
STATEMENT OF PROFIT AND LOSS FOR THE YEAR ENDED 31 MARCH 2020
(Amount in rupees, unless otherwise stated)

Particulars	Notes	31 March 2020	31 March 2019
Revenue		-	-
Total Income		-	-
EXPENSES			
Finance costs	9	649	118
Other expenses	10	8,948	14,202
Total Expenses		9,597	14,320
(Loss) before tax from continuing operations		(9,597)	(14,320)
Tax expense:			
Current tax		-	-
(Loss) for the year from continuing operations		(9,597)	(14,320)
Other comprehensive income		-	-
Total other comprehensive income for the year, net of tax		-	-
Total comprehensive income/(loss) for the year, net of tax		(9,597)	(14,320)
Earnings per equity share:	11		
(1) Basic		(0.96)	(1.43)
(2) Diluted		(0.96)	(1.43)

Summary of significant accounting policies

2

The accompanying notes are an integral part of the financial statements.

As per our report of even date

For Rajeev & Ajay
Firm registration No : 009977N
Chartered Accountants

Rajeev Sabharwal
Partner
Membership No. : 084833



For and on behalf of the Board of Directors of
GABLE PROPBUILD PRIVATE LIMITED

Rangaswamy Harirajan
Director
DIN-06785533

Ajay Kumar
Director
DIN-08028800

Place : New Delhi
Date : 24 June 2020

GADGET PROPBUILD PRIVATE LIMITED
BALANCE SHEET AS AT 31 MARCH 2020
(Amount in Rupees, unless otherwise stated)

ASSETS

Current assets

Inventories

Financial assets

Cash and cash equivalents

Total Assets

EQUITY AND LIABILITIES

Equity

Equity share capital

Other equity

Total equity

LIABILITIES

Current liabilities

Financial liabilities

Trade payables

-total outstanding dues of micro and small enterprises

-total outstanding dues other than micro and small enterprises

Other current liabilities

Total liabilities

Total Equity and Liabilities

Summary of significant accounting policies

The accompanying notes are an integral part of the financial statements.

As per our report of even date

For Rajeev & Ajay
Firm registration No : 009977N
Chartered Accountants

Rajeev Sahharwal
Partner
Membership No. : 084833



Place : New Delhi
Date : 24 June 2020

Notes	As at 31 March 2020	As at 31 March 2019
3	1,01,45,819	1,01,45,819
4	25,397	24,508
	1,01,71,216	1,01,70,327
5	1,00,000	1,00,000
6	(2,09,606)	(2,00,018)
	(1,09,606)	(1,00,018)
7	5,900	5,900
8	1,02,74,922	1,02,64,445
	1,02,80,822	1,02,70,345
	1,01,71,216	1,01,70,327

2

For and on behalf of the Board of Directors of
GADGET PROPBUILD PRIVATE LIMITED

Anil Kumar Beniwal
Director
DIN-08129129

Jahangir Ashraf
Director
DIN-08587748

24

GADGET PROPBUILD PRIVATE LIMITED
STATEMENT OF PROFIT AND LOSS FOR THE YEAR ENDED 31 MARCH 2020
(Amount in Rupees, unless otherwise stated)

Particulars	Notes	31 March 2020	31 March 2019
Revenue From Operations		-	-
Total Income		-	-
EXPENSES			
Other expenses	9	8,939	15,761
Finance costs	10	649	-
Total Expenses		9,588	15,761
Profit/(Loss) before tax		(9,588)	(15,761)
Tax expense:			
Current tax		-	-
Profit/(Loss) for the year		(9,588)	(15,761)
Other comprehensive income		-	-
Total other comprehensive income for the year, net of tax		-	-
Total comprehensive income/(loss) for the year, net of tax		(9,588)	(15,761)
Earnings per equity share:	11		
(1) Basic		(0.96)	(1.58)
(2) Diluted		(0.96)	(1.58)

Summary of significant accounting policies

2

The accompanying notes are an integral part of the financial statements.

As per our report of even date

For Rajeev & Ajay
Firm registration No : 009977N
Chartered Accountants

Rajeev Sabharwal
Partner
Membership No. : 084833



For and on behalf of the Board of Directors of
GADGET PROPBUILD PRIVATE LIMITED

Anil Kumar Beniwal
Director
DIN-08129129

Jitangir Ashraf
Director
DIN-08587748

Place : New Delhi
Date : 24 June 2020

GAFF PROPBUILD PRIVATE LIMITED
BALANCE SHEET AS AT 31 MARCH 2020
(Amount in rupees, unless otherwise stated)

	Notes	As at 31 March 2020	As at 31 March 2019
ASSETS			
Current assets			
Inventories	3	2,26,28,358	2,26,28,358
Financial assets			
Cash and cash equivalents	4	25,401	16,951
Total Assets		2,26,53,759	2,26,45,309
EQUITY AND LIABILITIES			
Equity			
Equity share capital	5	1,00,000	1,00,000
Other equity	6	(3,08,895)	(2,99,610)
Total equity		(2,08,895)	(1,99,610)
LIABILITIES			
Current liabilities			
Financial liabilities			
Trade payables	7		
-total outstanding dues of micro and small enterprises			
-total outstanding dues other than micro and small enterprises		5,900	5,900
Other current liabilities	8	2,28,56,754	2,28,39,019
Total liabilities		2,28,62,654	2,28,44,919
Total Equity and Liabilities		2,26,53,759	2,26,45,309

Summary of significant accounting policies

2

The accompanying notes are an integral part of the financial statements.

As per our report of even date

For Rajeev & Ajay

Firm registration No : 009972N

Chartered Accountants

Rajeev Saharwal

Partner

Membership No. : 084833



For and on behalf of the Board of Directors of
GAFF PROPBUILD PRIVATE LIMITED

Rangaswamy

Rangaswamy Harirajan

Director

DIN-06785533

Aekta Jain

Aekta Jain

Director

DIN-06776771

Place : New Delhi

Date : 24 June 2020

2020

GAFF PROPBUILD PRIVATE LIMITED
STATEMENT OF PROFIT AND LOSS FOR THE YEAR ENDED 31 MARCH 2020
(Amount in rupees, unless otherwise stated)

Particulars	Notes	31 March 2020	31 March 2019
Revenue		-	-
Total Income		-	-
EXPENSES			
Finance costs	9	649	56
Other expenses	10	8,636	7,550
Total Expenses		9,285	7,606
(Loss) before tax from continuing operations		(9,285)	(7,606)
Tax expense:			
Current tax		-	-
(Loss) for the year from continuing operations		(9,285)	(7,606)
Other comprehensive income		-	-
Total other comprehensive income for the year, net of tax		-	-
Total comprehensive income/(loss) for the year, net of tax		(9,285)	(7,606)
Earnings per equity share:	11		
(1) Basic		(0.93)	(0.76)
(2) Diluted		(0.93)	(0.76)

Summary of significant accounting policies

2

The accompanying notes are an integral part of the financial statements.

As per our report of even date

For Rajeev & Ajay
Firm registration No. 009777
Chartered Accountants
NEW DELHI
Rajeev Sahharwal
Partner
Membership No. : 084833

For and on behalf of the Board of Directors of
GAFF PROPBUILD PRIVATE LIMITED

Rangaswamy Harirajan
Director
DIN-06785533

Aekta Jain
Director
DIN-06776771

Place : New Delhi
Date : 24 June 2020

GAIETY PROPBUILD PRIVATE LIMITED
BALANCE SHEET AS AT 31 MARCH 2020
(Amount in Rupees, unless otherwise stated)

	Notes	As at 31 March 2020	As at 31 March 2019
ASSETS			
Current assets			
Inventories	3	4,39,65,549	4,44,96,813
Financial assets			
Cash and cash equivalents	4	25,291	14,724
Other financial assets	5	3,14,24,160	2,14,63,612
Total Assets		7,54,15,000	6,59,75,149
EQUITY AND LIABILITIES			
Equity			
Equity share capital	6	1,00,000	1,00,000
Other equity	7	(2,77,969)	(2,68,822)
Total equity		(1,77,969)	(1,68,822)
LIABILITIES			
Current liabilities			
Financial liabilities			
Trade payables	8	-	-
-total outstanding dues of micro and small enterprises		-	-
-total outstanding dues other than micro and small enterprises		5,900	5,901
Other current liabilities	9	7,55,87,069	6,61,38,070
Total liabilities		7,55,92,969	6,61,43,971
Total Equity and Liabilities		7,54,15,000	6,59,75,149


Summary of significant accounting policies

2

The accompanying notes are an integral part of the financial statements.

As per our report of even date

For Rajeev & Ajay
Firm registration No. 009977N
Chartered Accountants
Rajeev Sabharwal
Partner
Membership No. : 084833



For and on behalf of the Board of Directors of
GAIETY PROPBUILD PRIVATE LIMITED

Sanjay Baweja
Director
DIN-03449009

Samir Wadhwa
Director
DIN-08129144

Place : New Delhi
Date : 24 June 2020

20

GAIETY PROPBUILD PRIVATE LIMITED
STATEMENT OF PROFIT AND LOSS FOR THE YEAR ENDED 31 MARCH 2020
(Amount in Rupees, unless otherwise stated)

Particulars	Notes	31 March 2020	31 March 2019
Total Income		-	-
EXPENSES			
Other expenses	10	8,498	8,173
Finance costs	11	649	118
Total Expenses		9,147	8,291
Profit/(Loss) before tax		(9,147)	(8,291)
Tax expense:			
Current tax		-	-
Profit/(Loss) for the year		(9,147)	(8,291)
Other comprehensive income		-	-
Total other comprehensive income for the year, net of tax		-	-
Total comprehensive income/(loss) for the year, net of tax		(9,147)	(8,291)
Earnings per equity share:	12		
(1) Basic		(0.91)	(0.83)
(2) Diluted		(0.91)	(0.83)

Summary of significant accounting policies

2

The accompanying notes are an integral part of the financial statements.


As per our report of even date

For Rajeev & Ajay

Firm Registration No. 069977N4
Chartered Accountants

Rajeev Sabharwal
Partner

Membership No. : 084833



For and on behalf of the Board of Directors of
GAIETY PROPBUILD PRIVATE LIMITED

Sanjay Baweja
Director
DIN-03449009

Sanjeev Wadhwa
Director
DIN-08129144

Place : New Delhi
Date : 24 June 2020

GALLEON PROPBUILD PRIVATE LIMITED
BALANCE SHEET AS AT 31 MARCH 2020
(Amount in rupees, unless otherwise stated)

ASSETS

Current assets

Inventories
Financial assets
Cash and cash equivalents
Other financial assets
Other current assets
Total Assets

Notes	As at 31 March 2020	As at 31 March 2019
3	1,77,69,088	1,77,69,088
4	24,674	28,223
5	1,71,98,170	1,71,98,170
6	1,51,875	1,51,875
	3,51,43,807	3,51,47,356

EQUITY AND LIABILITIES

Equity

Equity share capital
Other equity
Total equity

7	1,00,000	1,00,000
8	(3,05,786)	(2,92,553)
	(2,05,786)	(1,92,553)

LIABILITIES

Current liabilities

Financial liabilities
Trade payables
-total outstanding dues of micro and small enterprises
-total outstanding dues other than micro and small enterprises
Other current liabilities
Total liabilities

9	6,350	5,901
10	3,53,43,244	3,53,34,008
	3,53,49,594	3,53,39,909
	3,51,43,807	3,51,47,356

Total Equity and Liabilities

Summary of significant accounting policies

2

The accompanying notes are an integral part of the financial statements.

As per our report of even date

For Rajeev & Ajay
Firm registration No : 009977N
Chartered Accountants

Rajeev Sabharwal
Partner
Membership No. : 084833



For and on behalf of the Board of Directors of
GALLEON PROPBUILD PRIVATE LIMITED

Sameer Wadhwa
Sameer Wadhwa
Director
DIN-08129144

Aekta Jain
Aekta Jain
Director
DIN-06776771

Place : New Delhi
Date : 24 June 2020

GALLEON PROPBUILD PRIVATE LIMITED
STATEMENT OF PROFIT AND LOSS FOR THE YEAR ENDED 31 MARCH 2020
(Amount in rupees, unless otherwise stated)

Particulars	Notes	31 March 2020	31 March 2019
Revenue		-	-
Total Income (I)		-	-
EXPENSES			
Finance costs	11	649	53
Other expenses	12	12,584	9,109
Total Expenses (II)		13,233	9,162
(Loss) before tax from continuing operations (I-II)		(13,233)	(9,162)
Tax expense:			
Current tax		-	-
(Loss) for the year from continuing operations		(13,233)	(9,162)
Other comprehensive income		-	-
Total other comprehensive income for the year, net of tax		-	-
Total comprehensive (loss) for the year, net of tax		(13,233)	(9,162)
Earnings per equity share:	13		
(1) Basic		(1.32)	(0.92)
(2) Diluted		(1.32)	(0.92)

Summary of significant accounting policies 2

The accompanying notes are an integral part of the financial statements.

As per our report of even date

For Rajeev & Ajay
Firm registration No : 009917N
Chartered Accountants

Rajeev Sahasrwal
Partner
Membership No. : 084833



For and on behalf of the Board of Directors of
GALLEON PROPBUILD PRIVATE LIMITED

Sameer Wadhwa
Director
DIN-08129144

Aekta Jain
Director
DIN-06776771

Place : New Delhi
Date : 24 June 2020

GALLERY PROPBUILD PRIVATE LIMITED
BALANCE SHEET AS AT 31 MARCH 2020
(Amount in Rupees, unless otherwise stated)

	Notes	As at 31 March 2020	As at 31 March 2019
ASSETS			
Current assets			
Inventories	3	69,14,640	69,14,640
Financial assets			
Cash and cash equivalents	4	30,280	32,559
Other financial assets	5	3,10,297	3,79,567
Total Assets		72,55,217	73,26,766
EQUITY AND LIABILITIES			
Equity			
Equity share capital	6	1,00,000	1,00,000
Other equity	7	(5,34,919)	(5,25,772)
Total equity		(4,34,919)	(4,25,772)
LIABILITIES			
Current liabilities			
Financial liabilities			
Trade payables	8	-	-
-total outstanding dues of micro and small enterprises		-	-
-total outstanding dues other than micro and small enterprises		5,900	5,902
Other current liabilities	9	76,84,236	77,46,636
Total liabilities		76,90,136	77,52,538
Total Equity and Liabilities		72,55,217	73,26,766

Summary of significant accounting policies

2

The accompanying notes are an integral part of the financial statements.

As per our report of even date

For Rajeev & Ajay
Firm registration No : 009977N
Chartered Accountants

Rajeev Sabharwal
Partner
Membership No. : 084833



For and on behalf of the Board of Directors of
GALLERY PROPBUILD PRIVATE LIMITED

Akshat

Akshat Maheshwari
Director
DIN-07504909

Suman

Suman Jain
Director
DIN-08385675

201

Place : New Delhi
Date : 24 June 2020

GALLERY PROPBUILD PRIVATE LIMITED
STATEMENT OF PROFIT AND LOSS FOR THE YEAR ENDED 31 MARCH 2020
(Amount in Rupees, unless otherwise stated)

Particulars	Notes	31 March 2020	31 March 2019
Revenue		-	-
Total Income (I)		-	-
EXPENSES			
Finance costs	10	649	118
Other expenses	11	8,498	7,238
Total Expenses (II)		9,147	7,356
Profit/(Loss) before tax from continuing operations (I-II)		(9,147)	(7,356)
Tax expense:			
Current Tax		-	-
Profit/(Loss) for the year from continuing operations		(9,147)	(7,356)
Other Comprehensive Income		-	-
Total other comprehensive income for the year, net of tax		-	-
Total comprehensive income/(loss) for the year, net of tax		(9,147)	(7,356)
Earnings per equity share (computed on the basis of profit/(loss) for the year):	12		
(1) Basic		(0.91)	(0.74)
(2) Diluted		(0.91)	(0.74)

2

Summary of significant accounting policies

The accompanying notes are an integral part of the financial statements.

As per our report of even date

For Rajeev & Ajay
Firm registration No : 009977N
Chartered Accountants

Rajeev Sabharwal
Partner
Membership No. : 084833



For and on behalf of the Board of Directors of
GALLERY PROPBUILD PRIVATE LIMITED

Aashat Maheshwari
Director
DIN-07504909

Suman Jain
Director
DIN-08385675

Place : New Delhi
Date : 24 June 2020

GALLIUM PROPBUILD PRIVATE LIMITED
BALANCE SHEET AS AT 31 MARCH 2020
(Amount in rupees, unless otherwise stated)

	Notes	As at 31 March 2020	As at 31 March 2019
ASSETS			
Current assets			
Inventories	3	1,43,84,867	1,79,15,843
Financial assets			
Cash and cash equivalents	4	24,757	25,306
Other financial assets	5	16,19,191	16,19,191
Other current assets	6	3,12,718	3,19,818
Total assets		1,63,41,533	1,98,80,158
EQUITY AND LIABILITIES			
Equity			
Equity share capital	7	1,00,000	1,00,000
Other equity	8	(2,66,093)	(2,87,043)
Total equity		(1,66,093)	(1,87,043)
LIABILITIES			
Current liabilities			
Financial liabilities			
Trade payables	9		
-total outstanding dues of micro and small enterprises			
-total outstanding dues other than micro and small enterprises		5,900	5,899
Other current liabilities	10	1,65,01,726	2,00,61,302
Total liabilities		1,65,07,626	2,00,67,201
Total equity and liabilities		1,63,41,533	1,98,80,158

Summary of significant accounting policies

2

The accompanying notes are an integral part of the financial statements.

As per our report of even date

For Rajeev & Ajay
Firm registration No : 00992747
Chartered Accountants

Rajeev Subbarwal
Partner
Membership No. : 084833



For and on behalf of the Board of Directors of
GALLIUM PROPBUILD PRIVATE LIMITED

Narendra Vashisht
Director
DIN-06713906

Rahul Bindle
Director
DIN-02128650

Place : New Delhi
Date : 24 June 2020

21

GALLIUM PROPBUILD PRIVATE LIMITED
STATEMENT OF PROFIT AND LOSS FOR THE YEAR ENDED 31 MARCH 2020
(Amount in rupees, unless otherwise stated)

Particulars	Notes	31 March 2020	31 March 2019
Revenue From Operations	11	37,500	-
Other income	12	-	31,98,196
Total Income (I)		37,500	31,98,196
EXPENSES			
Finance costs	13	649	59
Other expenses	14	8,801	32,06,369
Total Expenses (II)		9,450	32,06,428
Profit/(Loss) before tax from continuing operations (I-II)		28,050	(8,232)
Tax expense:			
Current tax		7,100	-
Profit/(Loss) for the year from continuing operations		20,950	(8,232)
Other comprehensive income		-	-
Total other comprehensive income for the year, net of tax		-	-
Total comprehensive income/(loss) for the year, net of tax		20,950	(8,232)
Earnings per equity share:	15		
(1) Basic		2.10	(0.82)
(2) Diluted		2.10	(0.82)

Summary of significant accounting policies

2


The accompanying notes are an integral part of the financial statements.

As per our report of even date

For Rajeev & Ajay
Firm registration No : 009977N
Chartered Accountants

Rajeev Sabharwal
Partner
Membership No. : 084833

Place : New Delhi
Date : 24 June 2020



For and on behalf of the Board of Directors of
GALLIUM PROPBUILD PRIVATE LIMITED

(Signature of Narendra Vashisht) *(Signature of Rahul Bindle)*

Narendra Vashisht
Director
DIN-06713906


Rahul Bindle
Director
DIN-02128650

GAMBIT PROPBUILD PRIVATE LIMITED
BALANCE SHEET AS AT 31 MARCH 2020
(Amount in rupees, unless otherwise stated)

	Notes	As at 31 March 2020	As at 31 March 2019
ASSETS			
Current assets			
Inventories	3	2,24,87,926	2,24,87,926
Financial assets			
Cash and cash equivalents	4	24,799	15,348
Other financial assets	5	3,52,797	3,52,797
Total Assets		2,28,65,522	2,28,56,071
EQUITY AND LIABILITIES			
Equity			
Equity share capital	6	1,00,000	1,00,000
Other equity	7	(11,79,926)	(11,70,944)
Total equity		(10,79,926)	(10,70,944)
LIABILITIES			
Current liabilities			
Financial liabilities			
Trade payables	8	-	-
-total outstanding dues of micro and small enterprises		-	-
-total outstanding dues other than micro and small enterprises		5,900	5,901
Other current liabilities	9	2,39,39,548	2,39,21,114
Total liabilities		2,39,45,448	2,39,27,015
Total Equity and Liabilities		2,28,65,522	2,28,56,071
Summary of significant accounting policies	2		


The accompanying notes are an integral part of the financial statements.


As per our report of even date

For Rajeev & Ajay
Firm registration No : 009977N
Chartered Accountants

Rajeev Subbarwal
Partner
Membership No. : 084833



For and on behalf of the Board of Directors of
GAMBIT PROPBUILD PRIVATE LIMITED


Rangaswamy Harirajan
Director
DIN-06785533


Rohit Mehta
Director
DIN-06961182

Place : New Delhi
Date : 24 June 2020



GAMBIT PROPBUILD PRIVATE LIMITED
STATEMENT OF PROFIT AND LOSS FOR THE YEAR ENDED 31 MARCH 2020
(Amount in rupees, unless otherwise stated)

Particulars	Notes	31 March 2020	31 March 2019
Revenue		-	-
Total Income (I)		-	-
EXPENSES			
Finance costs	10	649	118
Other expenses	11	8,333	8,173
Total Expenses (II)		8,982	8,291
(Loss) before tax from continuing operations (I-II)		(8,982)	(8,291)
Tax expense:			
Current Tax		-	-
(Loss) for the year from continuing operations		(8,982)	(8,291)
Other comprehensive income		-	-
Total other comprehensive income for the year, net of tax		-	-
Total comprehensive (loss) for the year, net of tax		(8,982)	(8,291)
Earnings per equity share:	12		
(1) Basic		(0.90)	(0.83)
(2) Diluted		(0.90)	(0.83)

Summary of significant accounting policies

2

The accompanying notes are an integral part of the financial statements.

As per our report of even date

For Rajeev & Ajay
Firm registration No. 009977N
Chartered Accountants

Rajeev Sahrawat
Partner
Membership No. : 084833



For and on behalf of the Board of Directors of
GAMBIT PROPBUILD PRIVATE LIMITED

Rangaswamy Harirajan
Director
DIN-06785533

Rohit Mehta
Director
DIN-06961182

Place : New Delhi
Date : 24 June 2020

GAMETE PROPBUILD PRIVATE LIMITED
BALANCE SHEET AS AT 31 MARCH 2020
(Amount in rupees, unless otherwise stated)

	Notes	As at 31 March 2020	As at 31 March 2019
ASSETS			
Current assets			
Inventories	3	2,18,46,517	2,18,46,517
Financial assets			
Cash and cash equivalents	4	24,771	15,320
Other financial assets	5	34,414	34,414
Total Assets		2,19,05,702	2,18,96,251
EQUITY AND LIABILITIES			
Equity			
Equity share capital	6	1,00,000	1,00,000
Other equity	7	(2,98,451)	(2,88,707)
Total equity		(1,98,451)	(1,88,707)
LIABILITIES			
Current liabilities			
Financial liabilities			
Trade payables	8	-	-
-total outstanding dues of micro and small enterprises		-	-
-total outstanding dues other than micro and small enterprises		5,901	5,902
Other current liabilities	9	2,20,98,252	2,20,79,056
Total liabilities		2,21,04,153	2,20,84,958
Total Equity and Liabilities		2,19,05,702	2,18,96,251
Summary of significant accounting policies			
	2		

The accompanying notes are an integral part of the financial statements.

As per our report of even date

For Rajeev & Ajay
Firm registration No : 009977N
Chartered Accountants

Rajeev Kumar
Partner
Membership No. : 084833



For and on behalf of the Board of Directors of
GAMETE PROPBUILD PRIVATE LIMITED

Akshat Maheshwari
Director
DIN-07504909

Rahul Bindle
Director
DIN-02128650

Place : New Delhi
Date : 24 June 2020

24

GAMETE PROPBUILD PRIVATE LIMITED
STATEMENT OF PROFIT AND LOSS FOR THE YEAR ENDED 31 MARCH 2020
(Amount in rupees, unless otherwise stated)

Particulars	Notes	31 March 2020	31 March 2019
Revenue		-	-
Total Income (I)		-	-
EXPENSES			
Finance costs	10	649	118
Other expenses	11	9,095	7,238
Total Expenses (II)		9,744	7,356
(Loss) before tax from continuing operations (I-II)		(9,744)	(7,356)
Tax expense:			
Current tax		-	-
(Loss) for the year from continuing operations		(9,744)	(7,356)
Other comprehensive income		-	-
Total other comprehensive income for the year, net of tax		-	-
Total comprehensive (loss) for the year, net of tax		(9,744)	(7,356)
Earnings per equity share:	12		
(1) Basic		(0.97)	(0.74)
(2) Diluted		(0.97)	(0.74)

Summary of significant accounting policies 2

The accompanying notes are an integral part of the financial statements.

As per our report of even date

For Rajeev & Ajay
Firm registration No. 009977N
Chartered Accountants

Rajeev Subbarwal
Partner
Membership No. : 084833



For and on behalf of the Board of Directors of
GAMETE PROPBUILD PRIVATE LIMITED

Akhil Maheshwari
Director
DIN-07504909

Rahul Bindu
Director
DIN-02128650

Place : New Delhi
Date : 24 June 2020

GAMUT PROPBUILD PRIVATE LIMITED
BALANCE SHEET AS AT 31 MARCH 2020
(Amount in rupees, unless otherwise stated)

	Notes	As at 31 March 2020	As at 31 March 2019
ASSETS			
Current assets			
Inventories	3	1,13,00,001	1,13,00,001
Financial assets			
Cash and cash equivalents	4	25,290	24,416
Other financial assets	5	12,09,393	12,09,393
Other current assets	6	-	50,666
Total Assets		1,25,34,684	1,25,84,476
EQUITY AND LIABILITIES			
Equity			
Equity share capital	7	1,00,000	1,00,000
Other equity	8	(2,89,983)	(2,83,101)
Total equity		(1,89,983)	(1,83,101)
LIABILITIES			
Current liabilities			
Financial liabilities			
Trade payables	9	-	-
-total outstanding dues of micro and small enterprises		5,900	5,900
-total outstanding dues other than micro and small enterprises		-	-
Other current liabilities	10	1,27,18,767	1,27,61,677
Total liabilities		1,27,24,667	1,27,67,577
Total Equity and Liabilities		1,25,34,684	1,25,84,476

Summary of significant accounting policies

2

The accompanying notes are an integral part of the financial statements.

As per our report of even date

For Rajeev & Ajay
Firm registration No : 009977N
Chartered Accountants

Rajeev Sabharwal
Partner
Membership No. : 084833



For and on behalf of the Board of Directors of
GAMUT PROPBUILD PRIVATE LIMITED


Aekta Jain
Director
DIN-06776771


Kul Bhushan
Director
DIN-08129099

Place : New Delhi
Date : 24 June 2020

23

GAMUT PROPBUILD PRIVATE LIMITED
STATEMENT OF PROFIT AND LOSS FOR THE YEAR ENDED 31 MARCH 2020
(Amount in rupees, unless otherwise stated)

Particulars	Notes	31 March 2020	31 March 2019
Other income	11	2,274	5,06,669
Total Income (I)		2,274	5,06,669
EXPENSES			
Finance costs	12	667	448
Other expenses	13	8,489	5,22,742
Total Expenses (II)		9,156	5,23,190
(Loss) before tax from continuing operations (I-II)		(6,882)	(16,521)
Tax expense:			
Current tax		-	-
(Loss) for the year from continuing operations		(6,882)	(16,521)
Other comprehensive income		-	-
Total other comprehensive income for the year, net of tax		-	-
Total comprehensive (loss) for the year, net of tax		(6,882)	(16,521)
Earnings per equity share:	14		
(1) Basic		(0.69)	(1.65)
(2) Diluted		(0.69)	(1.65)

Summary of significant accounting policies 2

The accompanying notes are an integral part of the financial statements.

As per our report of even date

For Rajeev & Ajay
Firm registration No : 009977N
Chartered Accountants

Rajeev Singh
Partner
Membership No. : 084833



For and on behalf of the Board of Directors of
GAMUT PROPBUILD PRIVATE LIMITED

Aekta Jain
Director
DIN-06776771

Kul Bhushan
Director
DIN-08129099

Place : New Delhi
Date : 24 June 2020

GARLAND ESTATES PRIVATE LIMITED
BALANCE SHEET AS AT 31 MARCH 2020
(Amount in rupees, unless otherwise stated)

ASSETS

Non-current assets

Financial assets
Investments

Notes	As at 31 March 2020	As at 31 March 2019
3	300,000	300,000
	300,000	300,000

Current assets

Inventories
Financial assets
Cash and cash equivalents
Other financial assets
Other current assets

4	205,683,860	205,683,860
5	20,764	3,105,753
6	42,527,110	42,527,110
7	437,291	441,958
	248,669,025	251,758,681

Total Assets

248,969,025	252,058,681
--------------------	--------------------

EQUITY AND LIABILITIES

Equity

Equity share capital
Other equity
Total equity

8	100,000	100,000
9	(548,464)	(537,488)
	(448,464)	(437,488)

LIABILITIES

Current liabilities

Financial liabilities
Trade payables
-total outstanding dues of micro and small enterprises
-total outstanding dues other than micro and small enterprises
Other current liabilities
Total liabilities

10	-	-
	5,900	14,000
11	249,411,589	252,482,169
	249,417,489	252,496,169

Total Equity and Liabilities

248,969,025	252,058,681
--------------------	--------------------

Summary of significant accounting policies

2

The accompanying notes are an integral part of the financial statements.

As per our report of even date

For MNV & CO.

Firm Reg. No.: 023682N
Chartered Accountants

Vikrant Suri
Partner
Membership No.: 505887

For and on behalf of the Board of Directors of
GARLAND ESTATES PRIVATE LIMITED

Manish Kumar
Director
DIN-08376570

P.K. Saini
Prevesh Kumar
Director
DIN-07256929

Place : New Delhi
Date : 24 June 2020

24

GARLAND ESTATES PRIVATE LIMITED
STATEMENT OF PROFIT AND LOSS FOR THE YEAR ENDED 31 MARCH 2020
(Amount in rupees, unless otherwise stated)

Particulars	Notes	31 March 2020	31 March 2019
Revenue from operations		-	-
Other income	12	2,533	1,271,553
Total Income		2,533	1,271,553
EXPENSES			
Finance costs	13	690	77
Other expenses	14	12,820	1,305,430
Total Expenses		13,509	1,305,507
(Loss) before tax from continuing operations		(10,976)	(33,954)
Tax expense:			
Current tax		-	-
(Loss) for the year from continuing operations		(10,976)	(33,954)
Other comprehensive income		-	-
Total other comprehensive income for the year, net of tax		-	-
Total comprehensive income/(loss) for the year, net of tax		(10,976)	(33,954)
Earnings per equity share:	15		
Basic (Rs.)		(1.10)	(3.40)
Diluted (Rs.)		(1.10)	(3.40)

Summary of significant accounting policies 2


The accompanying notes are an integral part of the financial statements.

As per our report of even date

For MNV & CO.

Firm Reg. No.: 023682N

Chartered Accountants


Vikram Suri
Partner

Membership No.: 505887

For and on behalf of the Board of Directors of
GARLAND ESTATES PRIVATE LIMITED


Manish Kumar
Director
DIN-08376570


Prevesh Kumar
Director
DIN-07256929

Place : New Delhi

Date : 24 June 2020

GARNET PROPBUILD PRIVATE LIMITED
BALANCE SHEET AS AT 31 MARCH 2020
(Amount in rupees, unless otherwise stated)

	Notes	As at 31 March 2020	As at 31 March 2019
ASSETS			
Current assets			
Inventories	3	41,94,254	41,94,254
Financial assets			
Cash and cash equivalents	4	24,777	25,326
Total Assets		42,19,031	42,19,580
EQUITY AND LIABILITIES			
Equity			
Equity share capital	5	1,00,000	1,00,000
Other equity	6	(21,58,245)	(21,49,107)
Total equity		(20,58,245)	(20,49,107)
LIABILITIES			
Current liabilities			
Financial liabilities			
Trade payables	7	-	-
-total outstanding dues of micro and small enterprises		5,900	5,899
-total outstanding dues other than micro and small enterprises		-	-
Other current liabilities	8	62,71,376	62,62,788
Provisions	9	-	-
Total liabilities		62,77,276	62,68,687
Total Equity and Liabilities		42,19,031	42,19,580

Summary of significant accounting policies

2

The accompanying notes are an integral part of the financial statements.

As per our report of even date

For Rajeev & Ajay
Firm registration No : 009977N
Chartered Accountants

Rajeev Sabharwal
Partner
Membership No. : 084833



For and on behalf of the Board of Directors of
GARNET PROPBUILD PRIVATE LIMITED

Aekta Jain
Director
DIN-06776771

Shah Maqbool Alam
Director
DIN-06694170

Place : New Delhi
Date : 24 June 2020

23

GARNET PROPBUILD PRIVATE LIMITED
STATEMENT OF PROFIT AND LOSS FOR THE YEAR ENDED 31 MARCH 2020
(Amount in rupees, unless otherwise stated)

Particulars	Notes	31 March 2020	31 March 2019
Revenue		-	-
Total Income		-	-
EXPENSES			
Finance costs	10	649	-
Other expenses	11	8,489	14,617
Total Expenses		9,138	14,617
(Loss) before tax from continuing operations		(9,138)	(14,617)
Tax expense:			
Current tax		-	-
(Loss) for the year from continuing operations		(9,138)	(14,617)
Other comprehensive income		-	-
Total other comprehensive income for the year, net of tax		-	-
Total comprehensive income/(loss) for the year, net of tax		(9,138)	(14,617)
Earnings per equity share:	12		
(1) Basic		(0.91)	(1.46)
(2) Diluted		(0.91)	(1.46)

Summary of significant accounting policies

2

The accompanying notes are an integral part of the financial statements.

As per our report of even date

For Rajeev & Ajay
Firm registration No. 009977N
Chartered Accountants

Rajeev Sabharwal
Partner
Membership No. : 084833



For and on behalf of the Board of Directors of
GARNET PROPBUILD PRIVATE LIMITED

Aekta Jain
Director
DIN-06776771

Shah Maqbool Alam
Director
DIN-06694170

Place : New Delhi
Date : 24 June 2020

GARUDA PROPERTIES PRIVATE LIMITED
BALANCE SHEET AS AT 31 MARCH 2020
(Amount in rupees, unless otherwise stated)

	Notes	As at 31 March 2020	As at 31 March 2019
ASSETS			
Current assets			
Inventories	3	192,715,326	192,715,326
Financial assets			
Cash and cash equivalents	4	18,387	14,935
Total Assets		192,733,712	192,730,261
EQUITY AND LIABILITIES			
Equity			
Equity share capital	5	100,000	100,000
Other equity	6	(641,696)	(632,723)
Total equity		(541,696)	(532,723)
LIABILITIES			
Current liabilities			
Financial liabilities			
Trade payables	7	-	-
-total outstanding dues of micro and small enterprises		-	-
-total outstanding dues other than micro and small enterprises		5,900	5,899
Other current liabilities	8	193,269,509	193,257,045
Total liabilities		193,275,408	193,262,944
Total Equity and Liabilities		192,733,712	192,730,261

Summary of significant accounting policies

2

The accompanying notes are an integral part of the financial statements.

As per our report of even date

For MNV & CO.
Firm Reg. No.: 023482N
Chartered Accountants

Vikram Suri
Partner
Membership No.: 505487

For and on behalf of the Board of Directors of
GARUDA PROPERTIES PRIVATE LIMITED

 
Narendra Vashisht
Director
DIN-06713906
Kailash Chandra
Director
DIN-08124440

Place : New Delhi
Date : 24 June 2020

77

GARUDA PROPERTIES PRIVATE LIMITED
STATEMENT OF PROFIT AND LOSS FOR THE YEAR ENDED 31 MARCH 2020
(Amount in rupees, unless otherwise stated)

Particulars	Notes	31 March 2020	31 March 2019
Revenue		-	-
Total Income		-	-
EXPENSES			
Finance costs	9	649	118
Other expenses	10	8,324	13,993
Total Expenses		8,973	14,111
(Loss) before tax from continuing operations		(8,973)	(14,111)
Tax expense:			
Current tax		-	-
(Loss) for the year from continuing operations		(8,973)	(14,111)
Other comprehensive income		-	-
Total other comprehensive income for the year, net of tax		-	-
Total comprehensive (loss) for the year, net of tax		(8,973)	(14,111)
Earnings per equity share:	11		
(1) Basic		(0.90)	(1.41)
(2) Diluted		(0.90)	(1.41)

Summary of significant accounting policies

2

The accompanying notes are an integral part of the financial statements.

As per our report of even date

For MNV & CO.

Firm Reg. No.: 023682N


Chartered Accountants

Vikrant Guri

Partner

Membership No.: 505887

For and on behalf of the Board of Directors of
GARUDA PROPERTIES PRIVATE LIMITED



Narendra Vashisht

Director

DIN-06713906



Nal Bhushan

Director

DIN-08129099

Place : New Delhi

Date : 24 June 2020

GATEAU PROPBUILD PRIVATE LIMITED
BALANCE SHEET AS AT 31 MARCH 2020
(Amount in rupees, unless otherwise stated)

	Notes	As at 31 March 2020	As at 31 March 2019
ASSETS			
Current assets			
Inventories	3	77,07,660	77,07,660
Financial assets			
Cash and cash equivalents	4	24,231	14,780
Other financial assets	5	20,53,788	20,53,788
Total Assets		97,85,679	97,76,228
EQUITY AND LIABILITIES			
Equity			
Equity share capital	6	1,00,000	1,00,000
Other equity	7	(1,35,397)	(1,26,259)
Total equity		(35,397)	(26,259)
LIABILITIES			
Current liabilities			
Financial liabilities			
Trade payables	8	-	-
-total outstanding dues of micro and small enterprises		-	-
-total outstanding dues other than micro and small enterprises		5,903	5,903
Other current liabilities	9	98,15,173	97,96,584
Provisions	10	-	-
Total liabilities		98,21,076	98,02,487
Total Equity and Liabilities		97,85,679	97,76,228

Summary of significant accounting policies

2

The accompanying notes are an integral part of the financial statements.

As per our report of even date

For Rajeev & Ajay
Firm registration No. 009977N
Chartered Accountants

Rajeev Sabharwal
Partner
Membership No. : 084833



For and on behalf of the Board of Directors of
GATEAU PROPBUILD PRIVATE LIMITED

Aekta Jain
Director
DIN-06776771

Shah Maqbool Khan
Director
DIN-06694170

Place : New Delhi
Date : 24 June 2020

21

GATEAU PROPBUILD PRIVATE LIMITED
STATEMENT OF PROFIT AND LOSS FOR THE YEAR ENDED 31 MARCH 2020
(Amount in rupees, unless otherwise stated)

Particulars	Notes	31 March 2020	31 March 2019
Revenue		-	-
Total Income		-	-
EXPENSES			
Finance costs	11	649	118
Other expenses	12	8,489	14,720
Total Expenses		9,138	14,838
(Loss) before tax from continuing operations		(9,138)	(14,838)
Tax expense:			
Current tax		-	-
(Loss) for the year from continuing operations		(9,138)	(14,838)
Other comprehensive income		-	-
Total other comprehensive income for the year, net of tax		-	-
Total comprehensive (loss) for the year, net of tax		(9,138)	(14,838)
Earnings per equity share:	13		
(1) Basic		(0.91)	(1.48)
(2) Diluted		(0.91)	(1.48)

Summary of significant accounting policies

2

The accompanying notes are an integral part of the financial statements.

As per our report of even date

For Rajeev & Ajay
Firm registration No : 009977N
Chartered Accountants

Rajeev Sabharwal
Partner
Membership No. : 084833



For and on behalf of the Board of Directors of
GATEAU PROPBUILD PRIVATE LIMITED

Aekta Jain
Director
DIN-06776771

Sham Magbbool Alao
Director
DIN-06694170

Place : New Delhi
Date : 24 June 2020

GAUCHO PROPBUILD PRIVATE LIMITED
BALANCE SHEET AS AT 31 MARCH 2020
(Amount in rupees, unless otherwise stated)

	Notes	As at 31 March 2020	As at 31 March 2019
ASSETS			
Current assets			
Inventories	3	2,57,23,732	2,57,23,732
Financial assets			
Cash and cash equivalents	4	25,111	25,660
Other financial assets	5	2,17,24,878	2,17,24,878
Total Assets		4,74,73,721	4,74,74,270
EQUITY AND LIABILITIES			
Equity			
Equity share capital	6	1,00,000	1,00,000
Other equity	7	(2,09,903)	(2,00,765)
Total equity		(1,09,903)	(1,00,765)
LIABILITIES			
Current liabilities			
Financial liabilities			
Trade payables	8	-	-
-total outstanding dues of micro and small enterprises		-	-
-total outstanding dues other than micro and small enterprises		5,900	5,901
Other current liabilities	9	4,75,77,724	4,75,69,134
Provisions	10	-	-
Total liabilities		4,75,83,624	4,75,75,035
Total Equity and Liabilities		4,74,73,721	4,74,74,270

Summary of significant accounting policies 2

The accompanying notes are an integral part of the financial statements.

As per our report of even date

For Rajeev & Ajay

Firm registration No : 0099771

Chartered Accountants

Rajeev Sahharwal

Partner

Membership No. : 084833



For and on behalf of the Board of Directors of

GAUCHO PROPBUILD PRIVATE LIMITED

Shah Manbodi Alam

Director

DIN-06694170

Sudesh Pal Singh

Director

DIN-01888151

Place : New Delhi

Date : 24 June 2020

m

GAUCHO PROPBUILD PRIVATE LIMITED
STATEMENT OF PROFIT AND LOSS FOR THE YEAR ENDED 31 MARCH 2020
(Amount in rupees, unless otherwise stated)

Particulars	Notes	31 March 2020	31 March 2019
Revenue		-	-
Total Income		-	-
EXPENSES			
Finance costs	11	649	-
Other expenses	12	8,489	14,929
Total Expenses		9,138	14,929
(Loss) before tax from continuing operations		(9,138)	(14,929)
Tax expense:			
Current tax		-	-
(Loss) for the year from continuing operations		(9,138)	(14,929)
Other comprehensive income		-	-
Total other comprehensive income for the year, net of tax		-	-
Total comprehensive (loss) for the year, net of tax		(9,138)	(14,929)
Earnings per equity share:	13		
(1) Basic		(0.91)	(1.49)
(2) Diluted		(0.91)	(1.49)
Summary of significant accounting policies	2		

The accompanying notes are an integral part of the financial statements.

As per our report of even date

For Rajeev & Ajay
Firm registration No : 009977N
Chartered Accountants

Rajeev Sabharwal
Partner
Membership No. : 084833



For and on behalf of the Board of Directors of
GAUCHO PROPBUILD PRIVATE LIMITED

Shah Maqbool Alam
Director
DIN-06694170

Sudesh Pal Singh
Director
DIN-01888151

Place : New Delhi
Date : 24 June 2020

GAUGE PROPBUILD PRIVATE LIMITED
BALANCE SHEET AS AT 31 MARCH 2020
(Amount in rupees, unless otherwise stated)

	Notes	As at 31 March 2020	As at 31 March 2019
ASSETS			
Current assets			
Inventories	3	2,25,97,815	2,25,97,815
Financial assets			
Cash and cash equivalents	4	25,117	25,666
Other financial assets	5	99,44,442	99,44,442
Other current assets	6	1,82,004	1,82,004
Total Assets		3,27,49,378	3,27,49,927
EQUITY AND LIABILITIES			
Equity			
Equity share capital	7	1,00,000	1,00,000
Other equity	8	(2,50,160)	(2,40,022)
Total equity		(1,50,160)	(1,40,022)
LIABILITIES			
Current liabilities			
Financial liabilities			
Trade payables	9	-	-
-total outstanding dues of micro and small enterprises		5,900	5,901
-total outstanding dues other than micro and small enterprises		-	-
Other current liabilities	10	3,28,93,638	3,28,84,048
Total liabilities		3,28,99,538	3,28,89,949
Total Equity and Liabilities		3,27,49,378	3,27,49,927
Summary of significant accounting policies	2		

The accompanying notes are an integral part of the financial statements.

As per our report of even date

For Rajeev & Ajay
Firm registration No: 009977N
Chartered Accountants

Rajeev Sabharwal
Partner
Membership No. : 084833



For and on behalf of the Board of Directors of
GAUGE PROPBUILD PRIVATE LIMITED

Sudesh Pal Singh
Director
DIN-01888151

Shah Maqbool Alam
Director
DIN-06694170

Place : New Delhi
Date :

2m

GAUGE PROPBUILD PRIVATE LIMITED
STATEMENT OF PROFIT AND LOSS FOR THE YEAR ENDED 31 MARCH 2020
(Amount in rupees, unless otherwise stated)

Particulars	Notes	31 March 2020	31 March 2019
Revenue		-	-
Total Income		-	-
EXPENSES			
Finance costs	11	649	-
Other expenses	12	9,489	15,448
Total Expenses		10,138	15,448
(Loss) before tax from continuing operations		(10,138)	(15,448)
Tax expense:			
Current tax		-	-
(Loss) for the year from continuing operations		(10,138)	(15,448)
Other comprehensive income		-	-
Total other comprehensive income for the year, net of tax		-	-
Total comprehensive (loss) for the year, net of tax		(10,138)	(15,448)
Earnings per equity share:	13		
(1) Basic		(1.01)	(1.54)
(2) Diluted		(1.01)	(1.54)

Summary of significant accounting policies

2

The accompanying notes are an integral part of the financial statements.

As per our report of even date

For Rajeev & Ajay
Firm registration No : 009977N
Chartered Accountants

Rajeev Sabharwal
Partner
Membership No. : 084833



For and on behalf of the Board of Directors of
GAUGE PROPBUILD PRIVATE LIMITED

Sudesh Pal Singh
Director
DIN-01888151

Sham Maqbool Khan
Director
DIN-08594170

Place : New Delhi
Date :

GAUNTLET PROPBUILD PRIVATE LIMITED
BALANCE SHEET AS AT 31 MARCH 2020
(Amount in Rupees, unless otherwise stated)

	Notes	As at 31 March 2020	As at 31 March 2019
ASSETS			
Current assets			
Inventories	3	2,14,68,588	2,14,68,588
Financial assets			
Cash and cash equivalents	4	24,690	15,239
Total assets		2,14,93,278	2,14,83,827
EQUITY AND LIABILITIES			
Equity			
Equity share capital	5	1,00,000	1,00,000
Other equity	6	(7,84,375)	(7,74,934)
Total equity		(6,84,375)	(6,74,934)
LIABILITIES			
Current liabilities			
Financial liabilities			
Trade payables	7		
-total outstanding dues of micro and small enterprises			
-total outstanding dues other than micro and small enterprises		5,900	5,901
Other current liabilities	8	2,21,71,753	2,21,52,860
Total liabilities		2,21,77,653	2,21,58,761
Total equity and liabilities		2,14,93,278	2,14,83,827
Summary of significant accounting policies	2		

The accompanying notes are an integral part of the financial statements.

As per our report of even date

For Rajeev & Ajay
Firm registration No : 009977N
Chartered Accountants

Rajeev Sabharwal
Partner
Membership No. : 084833



For and on behalf of the Board of Directors of
GAUNTLET PROPBUILD PRIVATE LIMITED

Ovais Ali Khan
Director
DIN-08455167

Sudesh Pal Singh
Director
DIN-01888151

Place : New Delhi
Date : 24 June 2020

21

GAUNTLET PROPBUILD PRIVATE LIMITED
STATEMENT OF PROFIT AND LOSS FOR THE YEAR ENDED 31 MARCH 2020
(Amount in rupees, unless otherwise stated)

Particulars	Notes	31 March 2020	31 March 2019
Revenue		-	-
Total Income (I)		-	-
EXPENSES			
Finance costs	9	649	118
Other expenses	10	8,792	14,307
Total Expenses (II)		9,441	14,425
(Loss) before tax from continuing operations (I-II)		(9,441)	(14,425)
Tax expense:			
Current tax		-	-
(Loss) for the year from continuing operations		(9,441)	(14,425)
Other comprehensive income		-	-
Total other comprehensive income for the year, net of tax		-	-
Total comprehensive (loss) for the year, net of tax		(9,441)	(14,425)
Earnings per equity share:	11		
(1) Basic		(0.94)	(1.44)
(2) Diluted		(0.94)	(1.44)

Summary of significant accounting policies

2

The accompanying notes are an integral part of the financial statements.

As per our report of even date

For Rajeev & Ajay
Firm registration No : 009977N
Chartered Accountants

Rajeev Sabharwal
Partner
Membership No. : 084833



For and on behalf of the Board of Directors of
GAUNTLET PROPBUILD PRIVATE LIMITED

Ovais Ali Khan
Director
DIN-08455167

Sudesh Pal Singh
Director
DIN-01888151

Place : New Delhi
Date : 13 May 2019

GAVEL PROPERTIES PRIVATE LIMITED
BALANCE SHEET AS AT 31 MARCH 2020
(Amount in rupees, unless otherwise stated)

	Notes	As at 31 March 2020	As at 31 March 2019
ASSETS			
Current assets			
Inventories	3	11,28,49,410	11,28,49,410
Financial assets			
Cash and cash equivalents	4	59,602	15,251
Total Assets		11,29,09,012	11,28,64,661
EQUITY AND LIABILITIES			
Equity			
Equity share capital	5	1,00,000	1,00,000
Other equity	6	(1,77,763)	(1,22,754)
Total equity		(77,763)	(22,754)
LIABILITIES			
Current liabilities			
Financial liabilities			
Trade payables	7		
-total outstanding dues of micro and small enterprises			
-total outstanding dues other than micro and small enterprises		5,900	5,900
Other current liabilities	8	11,29,80,875	11,28,81,515
Total liabilities		11,29,86,775	11,28,87,415
Total Equity and Liabilities		11,29,09,012	11,28,64,661

Summary of significant accounting policies

2

The accompanying notes are an integral part of the financial statements.

As per our report of even date

For Rajeev & Ajay
Firm registration No : 009977N
Chartered Accountants

Rajeev Sabharwal
Partner
Membership No. : 084833



For and on behalf of the Board of Directors of
GAVEL PROPERTIES PRIVATE LIMITED

Sudesh Pal Singh
Director
DIN-01888151

Tapan Kumar Barik
Director
DIN-08455171

Place : New Delhi
Date : 24 June 2020

12

GAVEL PROPERTIES PRIVATE LIMITED
STATEMENT OF PROFIT AND LOSS FOR THE YEAR ENDED 31 MARCH 2020
(Amount in rupees, unless otherwise stated)

Particulars	Notes	31 March 2020	31 March 2019
Revenue		-	-
Total Income		-	-
EXPENSES			
Finance costs	9	649	118
Other expenses	10	54,360	17,318
Total Expenses		55,009	17,436
(Loss) before tax from continuing operations		(55,009)	(17,436)
Tax expense:			
Current tax		-	-
(Loss) for the year from continuing operations		(55,009)	(17,436)
Other comprehensive income		-	-
Total other comprehensive income for the year, net of tax		-	-
Total comprehensive (loss) for the year, net of tax		(55,009)	(17,436)
Earnings per equity share:	11		
(1) Basic		(5.50)	(1.74)
(2) Diluted		(5.50)	(1.74)

Summary of significant accounting policies

2

The accompanying notes are an integral part of the financial statements.

As per our report of even date

For Rajeev & Ajay
Firm registration No : 009977N
Chartered Accountants

Rajeev Sabharwal
Partner
Membership No. : 084833



For and on behalf of the Board of Directors of
GAVEL PROPERTIES PRIVATE LIMITED

Sudesh Pal Singh
Director
DIN-01888151

Tapan Kumar Barik
Director
DIN-08455171

Place : New Delhi
Date : 24 June 2020

GEMS BUILDCON PRIVATE LIMITED
BALANCE SHEET AS AT 31 MARCH 2020
(Amount in rupees, unless otherwise stated)

ASSETS

Non-current assets

Financial assets
Investments

Current assets

Inventories
Financial assets
Cash and cash equivalents
Other financial assets
Other current assets

Total Assets

EQUITY AND LIABILITIES

Equity

Equity share capital
Other equity
Total equity

LIABILITIES

Current liabilities

Financial liabilities
Trade payables
-total outstanding dues of micro and small enterprises
-total outstanding dues other than micro and small enterprises
Other current liabilities

Total Liabilities

Total Equity and Liabilities

Summary of significant accounting policies

The accompanying notes are an integral part of the financial statements.

As per our report of even date

For MNV & CO.

Firm Reg. No.: 023682N
Chartered Accountants

Vikrant Suri
Partner

Membership No.: 505887

Place : New Delhi
Date : 24 June 2020

Notes	As at 31 March 2020	As at 31 March 2019
-------	------------------------	------------------------

3	100,000	100,000
	100,000	100,000

4	305,351,201	305,351,201
---	-------------	-------------

5	11,671	25,120
---	--------	--------

6	79,831,830	79,831,830
---	------------	------------

7	3,158	696,471
---	-------	---------

	385,197,860	385,904,622
--	--------------------	--------------------

	385,297,860	386,004,622
--	--------------------	--------------------

8	100,000	100,000
---	---------	---------

9	(483,001)	(332,357)
---	-----------	-----------

	(383,001)	(232,357)
--	------------------	------------------

10

	181,175	40,777
--	---------	--------


11	385,499,686	386,196,202
----	-------------	-------------

	385,680,861	386,236,979
--	--------------------	--------------------

	385,297,860	386,004,622
--	--------------------	--------------------

2

For and on behalf of the Board of Directors of
GEMS BUILDCON PRIVATE LIMITED


Sudesh Pal Singh
Director
DIN-01888151


Nikhil Srivastava
Director
DIN-08077388

GEMS BUILDCON PRIVATE LIMITED
STATEMENT OF PROFIT AND LOSS FOR THE YEAR ENDED 31 MARCH 2020
(Amount in rupees, unless otherwise stated)


Particulars	Notes	31 March 2020	31 March 2019
Other income			
Total Income	12	24,137	6,765,640
		24,137	6,765,640
EXPENSES			
Finance costs	13	649	153
Other expenses	14	174,132	6,876,384
Total Expenses		174,781	6,876,537
		(150,644)	(110,897)
(Loss) before tax from continuing operations			
Tax expense:			
Current tax		-	-
(Loss) for the year from continuing operations		(150,644)	(110,897)
Other comprehensive income		-	-
Total other comprehensive income for the year, net of tax		-	-
Total comprehensive income/(loss) for the year, net of tax		(150,644)	(110,897)
Earnings per equity share:	15		
(1) Basic		(15.06)	(11.09)
(2) Diluted		(15.06)	(11.09)

Summary of significant accounting policies

The accompanying notes are an integral part of the financial statements.


As per our report of even date

For MNV & CO.
Firm Reg. No.: 023682N
Chartered Accountants


Vikram Suri
Partner
Membership No.: 505887

Place : New Delhi
Date : 24 June 2020

For and on behalf of the Board of Directors of
GEMS BUILDCON PRIVATE LIMITED


Sudesh Pal Singh
Director
DIN-01888151



Nikhil Srivastava
Director
DIN-08077388

GENRE PROPBUILD PRIVATE LIMITED
BALANCE SHEET AS AT 31 MARCH 2020
(Amount in rupees, unless otherwise stated)

	Notes	As at 31 March 2020	As at 31 March 2019
ASSETS			
Current assets			
Financial assets			
Cash and cash equivalents	3	24,939	19,486
Other current assets	4	-	-
Total assets		24,939	19,486
EQUITY AND LIABILITIES			
Equity			
Equity share capital	5	1,00,000	1,00,000
Other equity	6	(5,44,70,565)	(5,44,33,769)
Total equity		(5,43,70,565)	(5,43,33,769)
LIABILITIES			
Current liabilities			
Financial liabilities			
Trade payables	7	-	-
-total outstanding dues of micro and small enterprises		-	-
-total outstanding dues other than micro and small enterprises		5,900	5,901
Other current liabilities	8	5,43,89,604	5,43,47,354
Total liabilities		5,43,95,504	5,43,53,255
Total Equity and Liabilities		24,939	19,486
Summary of significant accounting policies	2		

The accompanying notes are an integral part of the financial statements.

As per our report of even date

For Rajeev & Ajay
Firm registration No : 0099777N
Chartered Accountants

Rajeev Sabharwal
Partner
Membership No : 084833

For and on behalf of the Board of Directors of
GENRE PROPBUILD PRIVATE LIMITED

Sujit Kumar Sahu

Sujit Kumar Sahu
Director
DIN-05141894

Sudesh Pal Singh

Sudesh Pal Singh
Director
DIN-01888151

Place : New Delhi
Date : 24 June 2020

GENRE PROBUILD PRIVATE LIMITED
STATEMENT OF PROFIT AND LOSS FOR THE YEAR ENDED 31 MARCH 2020
(Amount in rupees, unless otherwise stated)

Particulars	Notes	31 March 2020	31 March 2019
Revenue		-	-
Total Income		-	-
EXPENSES			
Finance costs	9	961	-
Other expenses	10	35,835	7,550
Total Expenses		36,796	7,550
(Loss) before tax from continuing operations		(36,796)	(7,550)
Tax expense:			
Current tax		-	-
(Loss) for the year from continuing operations		(36,796)	(7,550)
Other comprehensive income		-	-
Total other comprehensive income for the year, net of tax		-	-
Total comprehensive (loss) for the year, net of tax		(36,796)	(7,550)
Earnings per equity share:	11		
(1) Basic		(3.68)	(0.76)
(2) Diluted		(3.68)	(0.76)
Summary of significant accounting policies	2		

The accompanying notes are an integral part of the financial statements.

As per our report of even date

For **Rajeev & Ajay**
Firm registration No : 009977N
Chartered Accountants

Rajeev Sahni
Partner
Membership No. : 084835



For and on behalf of the Board of Directors of
GENRE PROBUILD PRIVATE LIMITED

Sujit Kumar Sahu

Sujit Kumar Sahu
Director
DIN-05141894

Sudesh Pal Singh
Sudesh Pal Singh
Director
DIN-01888131

Place : New Delhi
Date : 24 June 2020

GENTRY PROPBUILD PRIVATE LIMITED
BALANCE SHEET AS AT 31 MARCH 2020
(Amount in rupees, unless otherwise stated)

	Notes	As at 31 March 2020	As at 31 March 2019
ASSETS			
Current assets			
Inventories	3	3,92,92,894	3,92,92,894
Financial assets			
Cash and cash equivalents	4	25,844	24,800
Other financial assets	5	1,35,648	1,35,648
Other current assets	6	2,62,217	3,23,935
Total Assets		3,97,16,603	3,97,77,277
EQUITY AND LIABILITIES			
Equity			
Equity share capital	7	1,00,000	1,00,000
Other equity	8	(4,60,174)	(4,34,729)
Total equity		(3,60,174)	(3,34,729)
LIABILITIES			
Current liabilities			
Financial liabilities			
Trade payables	9	-	-
-total outstanding dues of micro and small enterprises		-	-
-total outstanding dues other than micro and small enterprises		5,901	5,901
Other current liabilities	10	4,00,70,876	4,01,06,105
Total liabilities		4,00,76,777	4,01,12,006
Total Equity and Liabilities		3,97,16,603	3,97,77,277

Summary of significant accounting policies

2

The accompanying notes are an integral part of the financial statements.

As per our report of even date

For Rajeev & Ajay
Firm registration No.: 009977N
Chartered Accountants

Rajeev Subbarwal
Partner
Membership No.: 084833



For and on behalf of the Board of Directors of
GENTRY PROPBUILD PRIVATE LIMITED

Sudesh Pal Singh
Director
DIN-01888151

Sudhanshu Varma
Director
DIN-08291481

Place : New Delhi
Date : 24 June 2020

GENTRY PROPBUILD PRIVATE LIMITED
STATEMENT OF PROFIT AND LOSS FOR THE YEAR ENDED 31 MARCH 2020
(Amount in rupees, unless otherwise stated)

Particulars	Notes	31 March 2020	31 March 2019
Other income	11	2,782	6,17,180
Total Income (I)		2,782	6,17,180
EXPENSES			
Finance costs	12	649	53
Other expenses	13	27,578	6,25,041
Total Expenses (II)		28,227	6,25,094
(Loss) before tax from continuing operations (I-II)		(25,445)	(7,914)
Tax expense:			
Current tax		-	-
(Loss) for the year from continuing operations		(25,445)	(7,914)
Other comprehensive income		-	-
Total other comprehensive income for the year, net of tax		-	-
Total comprehensive income/(loss) for the year, net of tax		(25,445)	(7,914)
Earnings per equity share:	14		
(1) Basic		(2.54)	(0.79)
(2) Diluted		(2.54)	(0.79)

Summary of significant accounting policies

2

The accompanying notes are an integral part of the financial statements.

As per our report of even date

For Rajeev & Ajay
Firm registration No : 009977N
Chartered Accountants

Rajeev Sabharwal
Partner
Membership No. : 084833



For and on behalf of the Board of Directors of
GENTRY PROPBUILD PRIVATE LIMITED

Sudesh Pal Singh
Director
DIN-01888151

Sudhanshu Varma
Director
DIN-08291481

Place : New Delhi
Date : 24 June 2020

GEODESY PROPERTIES PRIVATE LIMITED
BALANCE SHEET AS AT 31 MARCH 2020
(Amount in rupees, unless otherwise stated)

	Notes	As at 31 March 2020	As at 31 March 2019
ASSETS			
Current assets			
Financial assets			
Cash and cash equivalents	3	30,669	14,394
Other current assets	4	-	-
Total Assets		30,669	14,394
EQUITY AND LIABILITIES			
Equity			
Equity share capital	5	1,00,000	1,00,000
Other equity	6	(4,91,912)	(4,82,460)
Total equity		(3,91,912)	(3,82,460)
LIABILITIES			
Current liabilities			
Financial liabilities			
Trade payables	7	-	-
-total outstanding dues of micro and small enterprises		5,900	5,900
-total outstanding dues other than micro and small enterprises	8	4,16,681	3,90,954
Other current liabilities		4,22,581	3,96,854
Total liabilities		30,669	14,394
Total Equity and Liabilities			

Summary of significant accounting policies

The accompanying notes are an integral part of the financial statements.

As per our report of even date

For Rajeev & Ajay
Firm registration No : 009977N
Chartered Accountants

Rajeev Sahasrwal
Partner
Membership No. : 084833



For and on behalf of the Board of Directors of
GEODESY PROPERTIES PRIVATE LIMITED

Rangaswamy Harirajan
Director
DIN-06785533

Sudesh Pat Singh
Director
DIN-01888151

Place : New Delhi
Date : 24 June 2020

GEODESY PROPERTIES PRIVATE LIMITED
STATEMENT OF PROFIT AND LOSS FOR THE YEAR ENDED 31 MARCH 2020
(Amount in rupees, unless otherwise stated)

Particulars	Notes	31 March 2020	31 March 2019
Revenue		-	-
Total Income		-	-
EXPENSES			
Finance costs	9	825	118
Other expenses	10	8,627	8,795
Total Expenses		9,452	8,913
(Loss) before tax from continuing operations		(9,452)	(8,913)
Tax expense:			
Current tax		-	-
(Loss) for the year from continuing operations		(9,452)	(8,913)
Other comprehensive income		-	-
Total other comprehensive income for the year, net of tax		-	-
Total comprehensive income/(loss) for the year, net of tax		(9,452)	(8,913)
Earnings per equity share:	11		
(1) Basic		(0.95)	(0.89)
(2) Diluted		(0.95)	(0.89)

Summary of significant accounting policies

2

The accompanying notes are an integral part of the financial statements.

As per our report of even date

For Rajeev & Ajay
Firm registration No : 009977N
Chartered Accountants

Rajeev Subharwal
Partner
Membership No. : 084833



For and on behalf of the Board of Directors of
GEODESY PROPERTIES PRIVATE LIMITED

Rangswamy Harirajan
Director
DIN-06785533

Sudesh Pal Singh
Director
DIN-01888151

Place : New Delhi
Date : 24 June 2020

GIBBON PROPBUILD PRIVATE LIMITED
BALANCE SHEET AS AT 31 MARCH 2020
(Amount in rupees, unless otherwise stated)

	Notes	As at 31 March 2020	As at 31 March 2019
ASSETS			
Current assets			
Inventories	3	83,81,756	83,81,756
Financial assets			
Cash and cash equivalents	4	23,815	14,364
Other financial assets	5	6,10,25,446	6,10,25,446
Total Assets		6,94,31,017	6,94,21,566
EQUITY AND LIABILITIES			
Equity			
Equity share capital	6	1,00,000	1,00,000
Other equity	7	(3,25,570)	(3,15,982)
Total equity		(2,25,570)	(2,15,982)
LIABILITIES			
Current liabilities			
Financial liabilities			
Trade payables	8	-	-
-total outstanding dues of micro and small enterprises		-	-
-total outstanding dues other than micro and small enterprises		6,350	5,901
Other current liabilities	9	6,96,50,237	6,96,31,647
Total liabilities		6,96,56,587	6,96,37,548
Total Equity and Liabilities		6,94,31,016	6,94,21,566
Summary of significant accounting policies	2		

The accompanying notes are an integral part of the financial statements.

As per our report of even date

For Rajeev & Ajay
Firm registration No : 009977N
Chartered Accountants

Rajeev Sabharwal
Partner
Membership No. : 084833



For and on behalf of the Board of Directors of
GIBBON PROPBUILD PRIVATE LIMITED

Lalita Kumar Sahoo
Director
DIN-08396540

Sudhanshu Varma
Director
DIN-08291481

Place : New Delhi
Date : 24 June 2020

[Handwritten mark]

GIBBON PROPBUILD PRIVATE LIMITED
STATEMENT OF PROFIT AND LOSS FOR THE YEAR ENDED 31 MARCH 2020
(Amount in rupees, unless otherwise stated)

Particulars	Notes	31 March 2020	31 March 2019
Revenue		-	-
Total Income		-	-
EXPENSES			
Finance costs	10	649	118
Other expenses	11	8,939	7,861
Total Expenses		9,588	7,979
(Loss) before tax from continuing operations		(9,588)	(7,979)
Tax expense:			
Current tax		-	-
(Loss) for the year from continuing operations		(9,588)	(7,979)
Other comprehensive income		-	-
Total other comprehensive income for the year, net of tax		-	-
Total comprehensive (loss) for the year, net of tax		(9,588)	(7,979)
Earnings per equity share:	12		
(1) Basic		(0.96)	(0.80)
(2) Diluted		(0.96)	(0.80)

Summary of significant accounting policies

2

The accompanying notes are an integral part of the financial statements.

As per our report of even date

For Rajeev & Ajay
Firm registration No : 009977N
Chartered Accountants

Rajeev Sabharwal
Partner
Membership No. : 084833



For and on behalf of the Board of Directors of
GIBBON PROPBUILD PRIVATE LIMITED

Lalita Kumar Sahoo
Director
DIN-08396540

Sudhanshu Varma
Director
DIN-08291481

Place : New Delhi
Date : 24 June 2020

GIRDER PROBUILD PRIVATE LIMITED
BALANCE SHEET AS AT 31 MARCH 2020
(Amount in rupees, unless otherwise stated)

	Notes	As at 31 March 2020	As at 31 March 2019
ASSETS			
Current assets			
Inventories	3	72,33,795	72,33,795
Financial assets			
Cash and cash equivalents	4	24,134	14,683
Total Assets		72,57,929	72,48,478
EQUITY AND LIABILITIES			
Equity			
Equity share capital	5	1,00,000	1,00,000
Other equity	6	(7,10,767)	(7,01,629)
Total equity		(6,10,767)	(6,01,629)
LIABILITIES			
Current liabilities			
Financial liabilities			
Trade payables	7	-	-
-total outstanding dues of micro and small enterprises		-	-
-total outstanding dues other than micro and small enterprises		1,76,400	1,76,400
Other current liabilities	8	76,92,296	76,73,706
Total liabilities		78,68,696	78,50,107
Total Equity and Liabilities		72,57,929	72,48,478

Summary of significant accounting policies

2

The accompanying notes are an integral part of the financial statements.

As per our report of even date

For Rajeev & Ajay
Firm Registration No : 009977N
Chartered Accountants

Rajeev Sabharwal
Partner
Membership No : 084833



For and on behalf of the Board of Directors of
GIRDER PROBUILD PRIVATE LIMITED

Lalita Kumar Saboo
Director
DIN-08396540

Sudhanshu Varma
Director
DIN-08291481

Place : New Delhi
Date : 24 June 2020

23

GIRDER PROPBUILD PRIVATE LIMITED
STATEMENT OF PROFIT AND LOSS FOR THE YEAR ENDED 31 MARCH 2020
(Amount in rupees, unless otherwise stated)

Particulars	Notes	31 March 2020	31 March 2019
Other income		-	-
Total Income		-	-
EXPENSES			
Finance costs	9	649	118
Other expenses	10	8,489	1,78,984
Total Expenses		9,138	1,79,102
(Loss) before tax from continuing operations		(9,138)	(1,79,102)
Tax expense:			
Current tax		-	-
(Loss) for the year from continuing operations		(9,138)	(1,79,102)
Other comprehensive income		-	-
Total other comprehensive income for the year, net of tax		-	-
Total comprehensive (loss) for the year, net of tax		(9,138)	(1,79,102)
Earnings per equity share:	11		
(1) Basic		(0.91)	(17.91)
(2) Diluted		(0.91)	(17.91)

Summary of significant accounting policies

2

The accompanying notes are an integral part of the financial statements.

As per our report of even date

For Rajeev & Ajay
Firm registration No : 009977N
Chartered Accountants

Rajeev Sabharwal
Partner
Membership No. : 084833



For and on behalf of the Board of Directors of
GIRDER PROPBUILD PRIVATE LIMITED

Lalita Kumar Sahoo
Director
DIN-08396540

Sudhanshu Varma
Director
DIN-08291481

Place : New Delhi
Date : 24 June 2020

GLADE PROPBUILD PRIVATE LIMITED
BALANCE SHEET AS AT 31 MARCH 2020
(Amount in rupees, unless otherwise stated)

	Notes	As at 31 March 2020	As at 31 March 2019
ASSETS			
Current assets			
Inventories	3	39,57,464	39,57,464
Financial assets			
Cash and cash equivalents	4	25,243	25,192
Total Assets		39,82,707	39,82,656
EQUITY AND LIABILITIES			
Equity			
Equity share capital	5	1,00,000	1,00,000
Other equity	6	(2,09,254)	(2,00,272)
Total equity		(1,09,254)	(1,00,272)
LIABILITIES			
Current liabilities			
Financial liabilities			
Trade payables	7		
-total outstanding dues of micro and small enterprises			
-total outstanding dues other than micro and small enterprises		5,900	11,299
Other current liabilities	8	40,86,061	40,71,629
Total liabilities		40,91,961	40,82,928
Total equity and liabilities		39,82,707	39,82,656

Summary of significant accounting policies

2

The accompanying notes are an integral part of the financial statements.

As per our report of even date

For Rajeev & Ajay
Firm registration No. 009977N
Chartered Accountants
Rajeev Sahharwal
Partner
Membership No. : 084833



For and on behalf of the Board of Directors of
GLADE PROPBUILD PRIVATE LIMITED

Manish Kumar Bhansali
Director
DIN-06583437

Rangaswamy Harirajan
Director
DIN-06785533

Place : New Delhi
Date : 24 June 2020

GLADE PROPBUILD PRIVATE LIMITED
STATEMENT OF PROFIT AND LOSS FOR THE YEAR ENDED 31 MARCH 2020
(Amount in rupees, unless otherwise stated)

Particulars	Notes	31 March 2020	31 March 2019
Revenue		-	-
Total Income (I)		-	-
EXPENSES			
Finance costs	9	649	-
Other expenses	10	8,333	8,277
Total Expenses (II)		8,982	8,277
(Loss) before tax from continuing operations (I-II)		(8,982)	(8,277)
Tax expense:			
Current tax		-	-
(Loss) for the year from continuing operations		(8,982)	(8,277)
Other comprehensive income		-	-
Total other comprehensive income for the year, net of tax		-	-
Total comprehensive (loss) for the year, net of tax		(8,982)	(8,277)
Earnings per equity share:	11		
(1) Basic		(0.90)	(0.83)
(2) Diluted		(0.90)	(0.83)

Summary of significant accounting policies 2

The accompanying notes are an integral part of the financial statements.

As per our report of even date

For Rajeev & Ajay
Firm registration No : 009977N
Chartered Accountants

Rajeev Sabharwal
Partner
Membership No. : 084833



For and on behalf of the Board of Directors of
GLADE PROPBUILD PRIVATE LIMITED

Manish Kumar Bhansali
Director
DIN-06583437

Rangaswamy Harirajan
Director
DIN-06785533

Place : New Delhi
Date : 24 June 2020

GLAZE ESTATES PRIVATE LIMITED
BALANCE SHEET AS AT 31 MARCH 2020
(Amount in rupees, unless otherwise stated)

ASSETS

Current assets

Financial assets

Cash and cash equivalents

Total Assets

EQUITY AND LIABILITIES

Equity

Equity share capital

Other equity

Total equity

LIABILITIES

Current liabilities

Financial liabilities

Trade payables

-total outstanding dues of micro and small enterprises

-total outstanding dues other than micro and small enterprises

Other current liabilities

Total liabilities

Total Equity and Liabilities

Summary of significant accounting policies

The accompanying notes are an integral part of the financial statements.

As per our report of even date

For Rajeev & Ajay

Firm registration No.: 009977N

Chartered Accountants

Rajeev Sabharwal

Partner

Membership No.: 084833



Place : New Delhi

Date : 24 June 2020

Notes	As at 31 March 2020	As at 31 March 2019
3	7,42,116	7,55,322
	7,42,116	7,55,322
4	10,00,000	10,00,000
5	(2,67,027)	(2,56,830)
	7,32,973	7,43,170
6	-	-
	5,900	11,300
7	3,243	852
	9,143	12,152
	7,42,116	7,55,322

2

For and on behalf of the Board of Directors of
GLAZE ESTATES PRIVATE LIMITED

Lalita Kumar Sahoo
Director
DIN-08396540

Sudhanshu Varma
Director
DIN-08291481

24

GLAZE ESTATES PRIVATE LIMITED
STATEMENT OF PROFIT AND LOSS FOR THE YEAR ENDED 31 MARCH 2020
(Amount in rupees, unless otherwise stated)

Particulars	Notes	31 March 2020	31 March 2019
Revenue		-	-
Total Income		-	-
EXPENSES			
Finance costs	8	649	-
Other expenses	9	9,548	9,420
Total Expenses		10,197	9,420
(Loss) before tax from continuing operations		(10,197)	(9,420)
Tax expense:			
Current tax		-	-
(Loss) for the year from continuing operations		(10,197)	(9,420)
Other comprehensive income		-	-
Total other comprehensive income for the year, net of tax		-	-
Total comprehensive (loss) for the year, net of tax		(10,197)	(9,420)
Earnings per equity share:	10		
(1) Basic		(0.10)	(0.09)
(2) Diluted		(0.10)	(0.09)
Summary of significant accounting policies	2		

The accompanying notes are an integral part of the financial statements.

As per our report of even date

For Rajeev & Ajay
Firm registration No : 009977N
Chartered Accountants

Rajeev Sabharwal
Partner
Membership No. : 084833



For and on behalf of the Board of Directors of
GLAZE ESTATES PRIVATE LIMITED

Lalita Kumar Sahoo
Director
DIN-08396540

Sudhanshu Varma
Director
DIN-08291481

Place : New Delhi
Date : 24 June 2020

GLEN PROPBUILD PRIVATE LIMITED

**Statement of Profit or Loss and Other Comprehensive Income
For the financial year ended 31 March 2020**

	<u>Note</u>	<u>2020</u> USD	<u>2019</u> USD
Revenue		-	-
Other income		-	-
		<hr/>	<hr/>
Costs and expenses			
Director's fee		1,700	2,216
Other expenses	4	6,565	4,907
		<hr/>	<hr/>
Loss before tax	5	(8,265)	(7,123)
Income tax expense	6	-	-
		<hr/>	<hr/>
LOSS FOR THE YEAR		(8,265)	(7,123)
Other comprehensive income		<hr/>	<hr/>
Other comprehensive income for the year, net of tax		-	-
		<hr/>	<hr/>
TOTAL COMPREHENSIVE LOSS FOR THE YEAR		<hr/>	<hr/>

GLEN PROPBUILD PRIVATE LIMITED

Statement of Financial Position As at 31 March 2020

	<u>Note</u>	<u>2020</u> USD	<u>2019</u> USD
ASSETS			
Non-current assets			
Investment in a subsidiary	7	1	1
Current assets			
Amount receivable from a subsidiary	8	19,647,377	19,622,377
Amounts receivable from related parties	8	14,147,261	14,147,261
Cash and cash equivalents	9	630,769	666,022
		34,425,407	34,435,660
Total assets		34,425,408	34,435,661
EQUITY AND LIABILITIES			
Equity			
Share capital	10	37,844,810	37,844,810
Retained earnings		(3,423,437)	(3,415,172)
Equity attributable to owners of Company		34,421,373	34,429,638
Non-current liabilities			
		-	-
Current liabilities			
Accruals		4,035	6,023
Total liabilities		4,035	6,023
Total equity and liabilities		34,425,408	34,435,661

The accompanying notes form an integral part of these financial statements.

GLEN PROPBUILD PRIVATE LIMITED
STANDALONE BALANCE SHEET AS AT 31 MARCH 2020
(Amount in Rupees, unless otherwise stated)

	Notes	As at 31 March 2020	As at 31 March 2019
ASSETS			
Non-current assets			
Financial assets			
Investments	3	1,56,90,89,276	1,56,90,89,276
		<u>1,56,90,89,276</u>	<u>1,56,90,89,276</u>
Current assets			
Financial assets			
Cash and cash equivalents	4	25,764	1,54,293
Other Current assets	5	96,397	-
		<u>1,22,161</u>	<u>1,54,293</u>
Total Assets		<u>1,56,92,11,437</u>	<u>1,56,92,43,569</u>
EQUITY AND LIABILITIES			
Equity			
Equity share capital	6	43,59,550	43,59,550
Other equity	7	1,56,48,32,027	1,56,48,61,411
Total equity		<u>1,56,91,91,577</u>	<u>1,56,92,20,961</u>
LIABILITIES			
Current liabilities			
Financial liabilities			
Trade payables	8	-	-
-total outstanding dues of micro and small enterprises		-	-
-total outstanding dues other than micro and small enterprises		19,860	22,100
Other current liabilities	9	-	508
Total liabilities		<u>19,860</u>	<u>22,608</u>
Total Equity and Liabilities		<u>1,56,92,11,437</u>	<u>1,56,92,43,569</u>
Summary of significant accounting policies			
	2		

The accompanying notes are an integral part of the financial statements.

As per our report of even date

For Rajeev & Ajay

Firm registration No : 009977N

Chartered Accountants

Rajeev Saharwal

Partner

Membership No. : 084833



For and on behalf of the Board of Directors of
GLEN PROPBUILD PRIVATE LIMITED

Pankaj Kishore Chaturvedi

Director

Din-07119298

Lalita Kumar Sahoo

Director

DIN-08396540

Place : New Delhi

Date : 24 June 2020

GLEN PROPBUILD PRIVATE LIMITED
STANDALONE STATEMENT OF PROFIT AND LOSS FOR THE YEAR ENDED 31 MARCH 2020
(Amount in Rupees, unless otherwise stated)

Particulars	Notes	31 March 2020	31 March 2019
Other income		-	-
Total Income (I)		-	-
EXPENSES			
Other expenses	10	28,735	31,430
Finance costs	11	649	-
Total Expenses (II)		29,384	31,430
Profit/(Loss) before tax from continuing operations (I-II)		(29,384)	(31,430)
Tax expense:			
Current Tax		-	-
Profit/(Loss) for the year from continuing operations		(29,384)	(31,430)
Other Comprehensive Income		-	-
Total other comprehensive income for the year, net of tax		-	-
Total comprehensive income/(loss) for the year, net of tax		(29,384)	(31,430)
Earnings per equity share (computed on the basis of profit/(loss) for the year):	12		
(1) Basic		(0.01)	(0.01)
(2) Diluted		(0.01)	(0.01)

Summary of significant accounting policies 2

The accompanying notes are an integral part of the financial statements.

As per our report of even date

For Rajeev & Ajay
Firm registration No : 009977N
Chartered Accountants

Rajeev Sabharwal
Partner
Membership No. : 084833



For and on behalf of the Board of Directors of
GLEN PROPBUILD PRIVATE LIMITED

Pankaj Kishore Chaturvedi
Director
Din-07119298

Lalita Kumar Sahoo
Director
DIN-08396540

Place : New Delhi
Date : 24 June 2020

GLITZ PROPBUILD PRIVATE LIMITED
BALANCE SHEET AS AT 31 MARCH 2020
(Amount in rupees, unless otherwise stated)

	Notes	As at 31 March 2020	As at 31 March 2019
ASSETS			
Current assets			
Inventories	3	7,71,27,054	7,71,27,054
Financial assets			
Cash and cash equivalents	4	24,809	19,758
Other financial assets	5	3,13,56,747	3,13,56,747
Total Assets		10,85,08,610	10,85,03,559
EQUITY AND LIABILITIES			
Equity			
Equity share capital	6	1,00,000	1,00,000
Other equity	7	(3,23,361)	(3,14,076)
Total equity		(2,23,361)	(2,14,076)
LIABILITIES			
Current liabilities			
Financial liabilities			
Trade payables	8	-	-
-total outstanding dues of micro and small enterprises		-	-
-total outstanding dues other than micro and small enterprises		5,900	11,301
Other current liabilities	9	10,87,26,071	10,87,06,334
Total liabilities		10,87,31,971	10,87,17,635
Total equity and liabilities		10,85,08,610	10,85,03,559

Summary of significant accounting policies

2

The accompanying notes are an integral part of the financial statements.

As per our report of even date

For Rajeev & Ajay
Firm registration No : 009577
Chartered Accountants

Rajeev Sabharwal
Partner
Membership No. : 084833



For and on behalf of the Board of Directors of
GLITZ PROPBUILD PRIVATE LIMITED

Sujit Kumar Sahu

Sujit Kumar Sahu
Director
DIN-05141894

Lalita Kumar Sahoo
Director
DIN-08396540

Place : New Delhi
Date : 24 June 2020

GLITZ PROPBUILD PRIVATE LIMITED
STATEMENT OF PROFIT AND LOSS FOR THE YEAR ENDED 31 MARCH 2020
(Amount in rupees, unless otherwise stated)

Particulars	Notes	31 March 2020	31 March 2019
Revenue		-	-
Total Income (I)		-	-
EXPENSES			
Finance costs	10	649	89
Other expenses	11	8,636	7,550
Total Expenses (II)		9,285	7,639
(Loss) before tax from continuing operations (I-II)		(9,285)	(7,639)
Tax expense:			
Current tax		-	-
(Loss) for the year from continuing operations		(9,285)	(7,639)
Other comprehensive income		-	-
Total other comprehensive income for the year, net of tax		-	-
Total comprehensive (loss) for the year, net of tax		(9,285)	(7,639)
Earnings per equity share:	12		
(1) Basic		(0.93)	(0.76)
(2) Diluted		(0.93)	(0.76)
Summary of significant accounting policies	2		

The accompanying notes are an integral part of the financial statements.

As per our report of even date

For Rajeev & Ajay

Firm registration No : 0095745
Chartered Accountants

Rajeev Sabharwal
Partner

Membership No. : 084893



For and on behalf of the Board of Directors of
GLITZ PROPBUILD PRIVATE LIMITED

Sujit Kumar Sabu

Sujit Kumar Sabu
Director
DIN-05141894

Lalita Kumar Sahoo
Lalita Kumar Sahoo
Director
DIN-08396540

Place : New Delhi
Date : 24 June 2020

GLOBULE PROPBUILD PRIVATE LIMITED
BALANCE SHEET AS AT 31 MARCH 2020
(Amount in rupees, unless otherwise stated)

	Notes	As at 31 March 2020	As at 31 March 2019
ASSETS			
Current assets			
Inventories	3	5,52,87,781	5,52,87,781
Financial assets			
Cash and cash equivalents	4	24,268	20,218
Other financial assets	5	3,33,862	3,33,862
Total Assets		5,56,45,915	5,56,41,865
EQUITY AND LIABILITIES			
Equity			
Equity share capital	6	1,00,000	1,00,000
Other equity	7	(2,99,332)	(2,90,047)
Total equity		(1,99,332)	(1,90,047)
LIABILITIES			
Current liabilities			
Financial liabilities			
Trade payables	8	-	-
-total outstanding dues of micro and small enterprises		-	-
-total outstanding dues other than micro and small enterprises		5,900	11,301
Other current liabilities	9	5,58,39,347	5,58,20,611
Total liabilities		5,58,45,247	5,58,31,912
Total Equity and Liabilities		5,56,45,915	5,56,41,865
Summary of significant accounting policies	2		

The accompanying notes are an integral part of the financial statements.

As per our report of even date

For Rajeev & Ajay
Firm registration No : 009977N
Chartered Accountants

Rajeev Sabharwal
Partner
Membership No. : 084833



For and on behalf of the Board of Directors of
GLOBULE PROPBUILD PRIVATE LIMITED

Manish Kumar Bhansali
Director
DIN-06583437

Rohit Mehta
Director
DIN-06961182

Place : New Delhi
Date : 24 June 2020

GLOBULE PROPBUILD PRIVATE LIMITED
STATEMENT OF PROFIT AND LOSS FOR THE YEAR ENDED 31 MARCH 2020
(Amount in rupees, unless otherwise stated)

Particulars	Notes	31 March 2020	31 March 2019
Revenue		-	-
Total Income (I)		-	-
EXPENSES			
Finance costs	10	649	89
Other expenses	11	8,636	8,485
Total Expenses (II)		9,285	8,574
(Loss) before tax from continuing operations (I-II)		(9,285)	(8,574)
Tax expense:			
Current tax		-	-
(Loss) for the year from continuing operations		(9,285)	(8,574)
Other comprehensive income		-	-
Total other comprehensive income for the year, net of tax		-	-
Total comprehensive (loss) for the year, net of tax		(9,285)	(8,574)
Earnings per equity share:	12		
(1) Basic		(0.93)	(0.86)
(2) Diluted		(0.93)	(0.86)

Summary of significant accounting policies

2

The accompanying notes are an integral part of the financial statements.

As per our report of even date

For Rajeev & Ajay
Firm registration No: 009977N
Chartered Accountants

Rajeev Subharwal
Partner
Membership No. : 084833



For and on behalf of the Board of Directors of
GLOBULE PROPBUILD PRIVATE LIMITED

Manish Kumar Bhansali
Director
DIN-06583437

Rohit Mehta
Director
DIN-06961182

Place : New Delhi
Date : 24 June 2020

GLOSS PROBUILD PRIVATE LIMITED
BALANCE SHEET AS AT 31 MARCH 2020
(Amount in rupees, unless otherwise stated)

	Notes	As at 31 March 2020	As at 31 March 2019
ASSETS			
Current assets			
Inventories	3	4,37,85,155	4,37,85,155
Financial assets			
Cash and cash equivalents	4	24,576	20,897
Other financial assets	5	3,88,014	30,04,147
Total Assets		4,41,97,745	4,68,10,199
EQUITY AND LIABILITIES			
Equity			
Equity share capital	6	1,00,000	1,00,000
Other equity	7	(3,56,462)	(2,84,369)
Total equity		(2,56,462)	(1,84,369)
LIABILITIES			
Current liabilities			
Financial liabilities			
Trade payables	8	-	-
-total outstanding dues of micro and small enterprises		-	-
-total outstanding dues other than micro and small enterprises		5,901	11,301
Other current liabilities	9	4,44,48,306	4,69,83,267
Total liabilities		4,44,54,207	4,69,94,568
Total Equity and Liabilities		4,41,97,745	4,68,10,199
Summary of significant accounting policies	2		

The accompanying notes are an integral part of the financial statements.

As per our report of even date

For Rajeev & Ajay
Firm registration No.: 009977N
Chartered Accountants

Rajeev Subhacwal
Partner
Membership No.: 084833



For and on behalf of the Board of Directors of
GLOSS PROBUILD PRIVATE LIMITED

Praveen Kumar Madan
Director
DIN-08595762

Tapan Kumar Barik
Director
DIN-08455171

Place : New Delhi
Date : 24 June 2020

24/6

GLOSS PROPBUILD PRIVATE LIMITED
STATEMENT OF PROFIT AND LOSS FOR THE YEAR ENDED 31 MARCH 2020
(Amount in rupees, unless otherwise stated)

Particulars	Notes	31 March 2020	31 March 2019
Revenue		-	-
Total Income (I)		-	-
EXPENSES			
Finance costs	10	654	89
Other expenses	11	71,439	7,238
Total Expenses (II)		72,093	7,327
(Loss) before tax from continuing operations (I-II)		(72,093)	(7,327)
Tax expense:			
Current tax		-	-
(Loss) for the year from continuing operations		(72,093)	(7,327)
Other comprehensive income		-	-
Total other comprehensive income for the year, net of tax		-	-
Total comprehensive (loss) for the year, net of tax		(72,093)	(7,327)
Earnings per equity share:	12		
(1) Basic		(7.21)	(0.73)
(2) Diluted		(7.21)	(0.73)

Summary of significant accounting policies 2

The accompanying notes are an integral part of the financial statements.

As per our report of even date

For Rajeev & Ajay
Firm registration No : 009977N
Chartered Accountants

Rajeev Subbarwal
Partner
Membership No. : 084833



For and on behalf of the Board of Directors of
GLOSS PROPBUILD PRIVATE LIMITED

Praveen Kumar Madan
Director
DIN-08595762

Tapan Kumar Barik
Director
DIN-08455171

Place : New Delhi
Date : 24 June 2020

GLOVE PROPBUILD PRIVATE LIMITED
BALANCE SHEET AS AT 31 MARCH 2020
(Amount in rupees, unless otherwise stated)

	Notes	As at 31 March 2020	As at 31 March 2019
ASSETS			
Current assets			
Inventories	3	6,33,83,170	6,33,83,170
Financial assets			
Cash and cash equivalents	4	25,042	19,991
Total Assets		6,34,08,212	6,34,03,161
EQUITY AND LIABILITIES			
Equity			
Equity share capital	5	1,00,000	1,00,000
Other equity	6	(2,81,752)	(2,72,770)
Total equity		(1,81,752)	(1,72,770)
LIABILITIES			
Current liabilities			
Financial liabilities			
Trade payables	7	-	-
-total outstanding dues of micro and small enterprises		5,901	11,301
-total outstanding dues other than micro and small enterprises			
Other current liabilities	8	6,35,84,063	6,35,64,630
Total liabilities		6,35,89,964	6,35,75,931
Total Equity and Liabilities		6,34,08,212	6,34,03,161

Summary of significant accounting policies

2

The accompanying notes are an integral part of the financial statements.

As per our report of even date

For Rajeev & Ajay
Firm registration No. 009977N
Chartered Accountants

Rajeev Sabharwal
Partner
Membership No. : 084833



For and on behalf of the Board of Directors of
GLOVE PROPBUILD PRIVATE LIMITED

Sujit Kumar Sahu

Sujit Kumar Sahu
Director
DIN-05141894

Meda Aswini

Meda Aswini
Director
DIN-08394637

Place : New Delhi
Date : 24 June 2020

GLOVE PROPBUILD PRIVATE LIMITED
STATEMENT OF PROFIT AND LOSS FOR THE YEAR ENDED 31 MARCH 2020
(Amount in rupees, unless otherwise stated)

Particulars	Notes	31 March 2020	31 March 2019
Revenue		-	-
Total Income (I)		-	-
EXPENSES			
Finance costs	9	649	89
Other expenses	10	8,333	8,172
Total Expenses (II)		8,982	8,261
(Loss) before tax from continuing operations (I-II)		(8,982)	(8,261)
Tax expense:			
Current tax		-	-
(Loss) for the year from continuing operations		(8,982)	(8,261)
Other comprehensive income		-	-
Total other comprehensive income for the year, net of tax		-	-
Total comprehensive (loss) for the year, net of tax		(8,982)	(8,261)
Earnings per equity share:	11		
(1) Basic		(0.90)	(0.83)
(2) Diluted		(0.90)	(0.83)
Summary of significant accounting policies	2		

The accompanying notes are an integral part of the financial statements.

As per our report of even date

For Rajeev & Ajay
Firm registration No : 009977N
Chartered Accountants

Rajeev Sabharwal
Partner
Membership No. : 084833



For and on behalf of the Board of Directors of
GLOVE PROPBUILD PRIVATE LIMITED

Sujit Kumar Sahu

Sujit Kumar Sahu
Director
DIN-05141894

H. Aswini

Meda Aswini
Director
DIN-08394637

Place : New Delhi
Date : 24 June 2020

GODAWARI BUILDWELL PRIVATE LIMITED
BALANCE SHEET AS AT 31 MARCH 2020
(Amount in rupees, unless otherwise stated)

	Notes	As at 31 March 2020	As at 31 March 2019
ASSETS			
Current assets			
Inventories	3	71,40,53,427	71,40,53,427
Financial assets			
Cash and cash equivalents	4	24,996	20,465
Other current assets	5		
Total assets		71,40,78,423	71,40,73,892
EQUITY AND LIABILITIES			
Equity			
Equity share capital	6	1,00,000	1,00,000
Other equity	7	(1,51,82,064)	(1,51,72,774)
Total equity		(1,50,82,064)	(1,50,72,774)
LIABILITIES			
Current liabilities			
Financial liabilities			
Trade payables	8		
-total outstanding dues of micro and small enterprises			
-total outstanding dues other than micro and small enterprises		5,900	11,301
Other current liabilities	9	72,91,54,587	72,91,35,365
Total liabilities		72,91,60,487	72,91,46,666
Total equity and liabilities		71,40,78,423	71,40,73,892
Summary of significant accounting policies	2		

The accompanying notes are an integral part of the financial statements.

As per our report of even date

For Rajeev & Ajay
Firm registration No. 009977N
Chartered Accountants
Rajeev Sabharwal
Partner
Membership No. : 084833



For and on behalf of the Board of Directors of
GODAWARI BUILDWELL PRIVATE LIMITED
Vignesh
Director
DIN-08561746
Meda Aswini
Director
DIN-08394637

Place : New Delhi
Date : 24 June 2020

(Signature)

GODAWARI BUILDWELL PRIVATE LIMITED
STATEMENT OF PROFIT AND LOSS FOR THE YEAR ENDED 31 MARCH 2020
(Amount in rupees, unless otherwise stated)

Particulars	Notes	31 March 2020	31 March 2019
Revenue		-	-
Total Income		-	-
EXPENSES			
Finance costs	10	654	89
Other expenses	11	8,636	8,172
Total Expenses		9,290	8,261
(Loss) before tax from continuing operations		(9,290)	(8,261)
Tax expense:			
Current tax		-	-
(Loss) for the year from continuing operations		(9,290)	(8,261)
Other comprehensive income		-	-
Total other comprehensive income for the year, net of tax		-	-
Total comprehensive (loss) for the year, net of tax		(9,290)	(8,261)
Earnings per equity share	12		
(1) Basic		(0.93)	(0.83)
(2) Diluted		(0.93)	(0.83)

Summary of significant accounting policies

2

The accompanying notes are an integral part of the financial statements.

As per our report of even date

For Rajeev & Ajay
Firm registration No : 069977N
Chartered Accountants

Rajeev Sabharwal
Partner
Membership No. : 084833



For and on behalf of the Board of Directors of
GODAWARI BUILDWELL PRIVATE LIMITED

Vignesh
Director
DIN-08561746

Meda Aswini
Director
DIN-08394637

Place : New Delhi
Date : 24 June 2020

GOLLIWOG PROPBUILD PRIVATE LIMITED
BALANCE SHEET AS AT 31 MARCH 2020
(Amount in rupees, unless otherwise stated)

	Notes	As at 31 March 2020	As at 31 March 2019
ASSETS			
Current assets			
Inventories	3	4,48,09,555	4,48,09,555
Financial assets			
Cash and cash equivalents	4	25,469	20,280
Other financial assets	5	57,31,885	70,48,023
Total Assets		5,05,66,909	5,18,77,858
EQUITY AND LIABILITIES			
Equity			
Equity share capital	6	1,00,000	1,00,000
Other equity	7	(2,88,597)	(2,79,321)
Total equity		(1,88,597)	(1,79,321)
LIABILITIES			
Current liabilities			
Financial liabilities			
Trade payables	8	-	-
-total outstanding dues of micro and small enterprises		-	-
-total outstanding dues other than micro and small enterprises		5,900	11,301
Other current liabilities	9	5,07,49,606	5,20,45,878
Total liabilities		5,07,55,506	5,20,57,179
Total Equity and Liabilities		5,05,66,909	5,18,77,858

Summary of significant accounting policies

2

The accompanying notes are an integral part of the financial statements.

As per our report of even date

For Rajeev & Ajay
Firm registration No : 009977N
Chartered Accountants

Rajeev Sabharwal
Partner
Membership No. : 084833



For and on behalf of the Board of Directors of
GOLLIWOG PROPBUILD PRIVATE LIMITED

Purushottam Grover
Director
DIN-08315022

Meda Aswini
Director
DIN-08394637

Place : New Delhi
Date : 24 June 2020

21

GOLLIWOG PROPBUILD PRIVATE LIMITED
STATEMENT OF PROFIT AND LOSS FOR THE YEAR ENDED 31 MARCH 2020
(Amount in rupees, unless otherwise stated)

Particulars	Notes	31 March 2020	31 March 2019
Revenue		-	-
Total Income		-	-
EXPENSES			
Finance costs	10	649	89
Other expenses	11	8,627	16,179
Total Expenses		9,276	16,268
(Loss) before tax from continuing operations		(9,276)	(16,268)
Tax expense:			
Current tax		-	-
(Loss) for the year from continuing operations		(9,276)	(16,268)
Other comprehensive income		-	-
Total other comprehensive income for the year, net of tax		-	-
Total comprehensive (loss) for the year, net of tax		(9,276)	(16,268)
Earnings per equity share:	12		
(1) Basic		(0.93)	(1.63)
(2) Diluted		(0.93)	(1.63)

Summary of significant accounting policies 2

The accompanying notes are an integral part of the financial statements.

As per our report of even date

For Rajeev & Ajay
Firm registration No : 009977N
Chartered Accountants

Rajeev Sabharwal
Partner
Membership No. : 084833



For and on behalf of the Board of Directors of
GOLLIWOG PROPBUILD PRIVATE LIMITED

Purushottam Grover
Director
DIN-08315022

Meda Aswini
Director
DIN-08394637

Place : New Delhi
Date : 24 June 2020

GRACIOUS TECHNOBUILD PRIVATE LIMITED
BALANCE SHEET AS AT 31 MARCH 2020
(Amount in rupees, unless otherwise stated)

	Notes	As at 31 March 2020	As at 31 March 2019
ASSETS			
Current assets			
Inventories	3	8,67,51,704	8,67,51,704
Financial assets			
Cash and cash equivalents	4	25,441	20,391
Other current assets	5	-	-
Total Assets		8,67,77,145	8,67,72,095
EQUITY AND LIABILITIES			
Equity			
Equity share capital	6	1,00,000	1,00,000
Other equity	7	(11,01,266)	(10,92,284)
Total equity		(10,01,266)	(9,92,284)
LIABILITIES			
Current liabilities			
Financial liabilities			
Trade payables	8	-	-
-total outstanding dues of micro and small enterprises		5,898	11,300
-total outstanding dues other than micro and small enterprises	9	8,77,72,513	8,77,53,079
Other Current liabilities		8,77,78,411	8,77,64,379
Total liabilities		8,67,77,145	8,67,72,095
Total Equity and Liabilities		8,67,77,145	8,67,72,095
Summary of significant accounting policies			
	2		

The accompanying notes are an integral part of the financial statements.

As per our report of even date

For Rajeev & Ajay
Firm registration No : 009977N
Chartered Accountants

Ajay Sachdev
Partner
Membership No. : 084302

Place : New Delhi
Date : 24 June 2020

For and on behalf of the Board of Directors of
GRACIOUS TECHNOBUILD PRIVATE LIMITED

Purushottam Grover
Director
DIN-08315022

Meda Aswini
Director
DIN-08394637

GRACIOUS TECHNOBUILD PRIVATE LIMITED
STATEMENT OF PROFIT AND LOSS FOR THE YEAR ENDED 31 MARCH 2020
(Amount in rupees, unless otherwise stated)

Particulars	Notes	31 March 2020	31 March 2019
Revenue		-	-
Total Income (I)		-	-
EXPENSES			
Finance costs	10	649	89
Other expenses	11	8,333	15,452
Total Expenses (II)		8,982	15,541
(Loss) before tax from continuing operations (I-II)		(8,982)	(15,541)
Tax expense:			
Current tax		-	-
(Loss) for the year from continuing operations		(8,982)	(15,541)
Other comprehensive income		-	-
Total other comprehensive income for the year, net of tax		-	-
Total comprehensive (loss) for the year, net of tax		(8,982)	(15,541)
Earnings per equity share:	12		
(1) Basic		(0.90)	(1.55)
(2) Diluted		(0.90)	(1.55)

Summary of significant accounting policies 2

The accompanying notes are an integral part of the financial statements.

As per our report of even date

For Rajeev & Ajay
Firm registration No. 009977N
Chartered Accountants

Ajay Sachdeva
Partner
Membership No. 084302

For and on behalf of the Board of Directors of
GRACIOUS TECHNOBUILD PRIVATE LIMITED

Purushottam Grover
Director
DIN-08315022

Meda Aswini
Director
DIN-08394637

Place : New Delhi
Date : 24 June 2020

GRADIENT DEVELOPERS PRIVATE LIMITED
BALANCE SHEET AS AT 31 MARCH 2020
(Amount in rupees, unless otherwise stated)

	Notes	As at 31 March 2020	As at 31 March 2019
ASSETS			
Current assets			
Financial assets			
Cash and cash equivalents	3	24,899	18,848
Other current assets	4	18,361	18,361
Total Assets		43,260	37,209
EQUITY AND LIABILITIES			
Equity			
Equity share capital	5	1,00,000	1,00,000
Other equity	6	(4,50,190)	(3,56,241)
Total equity		(3,50,190)	(2,56,241)
LIABILITIES			
Current liabilities			
Financial liabilities			
Trade payables	7	-	-
-total outstanding dues of micro and small enterprises		5,900	11,301
-total outstanding dues other than micro and small enterprises		3,87,550	2,82,149
Other current liabilities	8	3,93,450	2,93,450
Total liabilities		43,260	37,209
Total Equity and Liabilities		43,260	37,209
Summary of significant accounting policies	2		

The accompanying notes are an integral part of the financial statements.

As per our report of even date

For Rajeev & Ajay
Firm registration No : 00997741
Chartered Accountants

Ajay Sachdev
Partner
Membership No. : 084302



For and on behalf of the Board of Directors of
GRADIENT DEVELOPERS PRIVATE LIMITED

Ramash Khulbe
Ramash Khulbe
Director
DIN-07109071

Jabangir Ashraf
Jabangir Ashraf
Director
DIN-08587748

Place : New Delhi
Date : 24 June 2020

GRADIENT DEVELOPERS PRIVATE LIMITED
STATEMENT OF PROFIT AND LOSS FOR THE YEAR ENDED 31 MARCH 2020
(Amount in rupees, unless otherwise stated)

Particulars	Notes	31 March 2020	31 March 2019
Revenue		-	-
Total Income (I)		-	-
EXPENSES			
Finance costs	9	649	89
Other expenses	10	93,300	18,566
Total Expenses (II)		93,949	18,655
(Loss) before tax from continuing operations (I-II)		(93,949)	(18,655)
Tax expense:			
Current tax		-	-
(Loss) for the year from continuing operations		(93,949)	(18,655)
Other comprehensive income		-	-
Total other comprehensive income for the year, net of tax		-	-
Total comprehensive (loss) for the year, net of tax		(93,949)	(18,655)
Earnings per equity share:	11		
(1) Basic		(9.39)	(1.87)
(2) Diluted		(9.39)	(1.87)

Summary of significant accounting policies 2

The accompanying notes are an integral part of the financial statements.

As per our report of even date

For Rnjeev & Ajay

Firm registration No : 0699778

Chartered Accountants

Ajay Sachdevn

Partner

Membership No. : 084302



For and on behalf of the Board of Directors of

GRADIENT DEVELOPERS PRIVATE LIMITED

Ramesh Khulbe

Director

DIN-07109071

Jalagair Ashraf

Director

DIN-08587748

Place : New Delhi

Date : 24 June 2020

GRAIL PROPBUILD PRIVATE LIMITED
BALANCE SHEET AS AT 31 MARCH 2020
(Amount in rupees, unless otherwise stated)

	Notes	As at 31 March 2020	As at 31 March 2019
ASSETS			
Current assets			
Inventories	3	3,08,69,873	3,08,69,873
Financial assets			
Cash and cash equivalents	4	24,163	20,113
Total Assets		3,08,94,036	3,08,89,986
EQUITY AND LIABILITIES			
Equity			
Equity share capital	5	1,00,000	1,00,000
Other equity	6	(1,97,277)	(1,87,992)
Total equity		(97,277)	(87,992)
LIABILITIES			
Current liabilities			
Financial liabilities			
Trade payables	7	-	-
-total outstanding dues of micro and small enterprises		-	-
-total outstanding dues other than micro and small enterprises		5,900	11,302
Other current liabilities	8	3,09,85,413	3,09,66,676
Total liabilities		3,09,91,313	3,09,77,978
Total Equity and Liabilities		3,08,94,036	3,08,89,986
Summary of significant accounting policies	2		

The accompanying notes are an integral part of the financial statements.

As per our report of even date

For Rajeev & Ajay
Firm registration No : 009977N
Chartered Accountants

Rajeev Subharwal
Partner
Membership No. : 084833



For and on behalf of the Board of Directors of
GRAIL PROPBUILD PRIVATE LIMITED

Vignesh
Director
DIN-08561746

Meda Aswini
Director
DIN-08394637

Place : New Delhi
Date : 24 June 2020

m

GRAIL PROPBUILD PRIVATE LIMITED
STATEMENT OF PROFIT AND LOSS FOR THE YEAR ENDED 31 MARCH 2020
(Amount in rupees, unless otherwise stated)

Particulars	Notes	31 March 2020	31 March 2019
Revenue		-	-
Total Income		-	-
EXPENSES			
Finance costs	9	649	89
Other expenses	10	8,636	14,828
Total Expenses		<u>9,285</u>	<u>14,917</u>
(Loss) before tax from continuing operations		<u>(9,285)</u>	<u>(14,917)</u>
Tax expense:			
Current tax		-	-
(Loss) for the year from continuing operations		<u>(9,285)</u>	<u>(14,917)</u>
Other comprehensive income		-	-
Total other comprehensive income for the year, net of tax		<u>-</u>	<u>-</u>
Total comprehensive (loss) for the year, net of tax		<u>(9,285)</u>	<u>(14,917)</u>
Earnings per equity share:	11		
(1) Basic		(0.93)	(1.49)
(2) Diluted		(0.93)	(1.49)

Summary of significant accounting policies

2

The accompanying notes are an integral part of the financial statements.

As per our report of even date

For Rajeev & Ajay
Firm registration No : 009977N
Chartered Accountants

Rajeev Baharwal
Partner
Membership No. : 084833



For and on behalf of the Board of Directors of
GRAIL PROPBUILD PRIVATE LIMITED

Vignesh
Director
DIN-08561746

Meda Aswini
Director
DIN-08394637

Place : New Delhi
Date : 24 June 2020

GRAMPUS PROPBUILD PRIVATE LIMITED
BALANCE SHEET AS AT 31 MARCH 2020
(Amount in rupees, unless otherwise stated)

	Notes	As at 31 March 2020	As at 31 March 2019
ASSETS			
Current assets			
Inventories	3	1,36,29,751	1,36,29,751
Financial assets			
Cash and cash equivalents	4	24,470	20,420
Other financial assets	5	2,93,318	2,93,318
Total Assets		1,39,47,539	1,39,43,489
EQUITY AND LIABILITIES			
Equity			
Equity share capital	6	1,00,000	1,00,000
Other equity	7	(2,91,066)	(2,82,084)
Total equity		(1,91,066)	(1,82,084)
LIABILITIES			
Current liabilities			
Financial liabilities			
Trade payables	8	-	-
-total outstanding dues of micro and small enterprises		5,900	11,302
-total outstanding dues other than micro and small enterprises		-	-
Other current liabilities	9	1,41,32,705	1,41,14,271
Total liabilities		1,41,38,605	1,41,25,573
Total Equity and Liabilities		1,39,47,539	1,39,43,489

Summary of significant accounting policies

2

The accompanying notes are an integral part of the financial statements.

As per our report of even date

For Rajeev & Ajay
Firm registration No : 009977N
Chartered Accountants

Ajay Sachdeva
Partner
Membership No. : 084302



For and on behalf of the Board of Directors of
GRAMPUS PROPBUILD PRIVATE LIMITED

Meda Aswini
Director
DIN-08394637

Narendra Singh Patwal
Director
DIN-08129131

Place : New Delhi
Date : 24 June 2020

↑

GRAMPUS PROPBUILD PRIVATE LIMITED
STATEMENT OF PROFIT AND LOSS FOR THE YEAR ENDED 31 MARCH 2020
(Amount in rupees, unless otherwise stated)

Particulars	Notes	31 March 2020	31 March 2019
Revenue		-	-
Total Income (I)		-	-
EXPENSES			
Finance costs	10	649	89
Other expenses	11	8,333	14,828
Total Expenses (II)		8,982	14,917
(Loss) before tax from continuing operations (I-II)		(8,982)	(14,917)
Tax expense:			
Current tax		-	-
(Loss) for the year from continuing operations		(8,982)	(14,917)
Other comprehensive income		-	-
Total other comprehensive income for the year, net of tax		-	-
Total comprehensive (loss) for the year, net of tax		(8,982)	(14,917)
Earnings per equity share:	12		
(1) Basic		(0.90)	(1.49)
(2) Diluted		(0.90)	(1.49)

Summary of significant accounting policies

2

The accompanying notes are an integral part of the financial statements.

As per our report of even date

For Rajeev & Ajay
Firm registration No : 009977N
Chartered Accountants

Ajay Sachdeva
Partner
Membership No. : 084302



For and on behalf of the Board of Directors of
GRAMPUS PROPBUILD PRIVATE LIMITED

Meda Aswini
Director
DIN-08394637

Narendra Singh Patwal
Director
DIN-08129131

Place : New Delhi
Date : 24 June 2020

GRANAR PROPBUILD PRIVATE LIMITED
BALANCE SHEET AS AT 31 MARCH 2020
(Amount in Rupees, unless otherwise stated)

	Notes	As at 31 March 2020	As at 31 March 2019
ASSETS			
Current assets			
Inventories	3	10,20,54,247	10,90,47,953
Financial assets			
Cash and cash equivalents	4	14,388	27,927
Other financial assets	5	1,72,66,875	1,28,47,872
Other current assets	6	32,11,289	32,11,289
Total Assets		12,25,46,799	12,51,35,041
EQUITY AND LIABILITIES			
Equity			
Equity share capital	7	1,00,000	1,00,000
Other equity	8	(4,86,434)	(4,64,759)
Total equity		(3,86,434)	(3,64,759)
LIABILITIES			
Current liabilities			
Financial liabilities			
Trade payables	9	-	-
-total outstanding dues of micro and small enterprises		-	-
-total outstanding dues other than micro and small enterprises		5,900	11,299
Other current liabilities	10	12,29,27,333	12,54,88,501
Total liabilities		12,29,33,233	12,54,99,800
Total Equity and Liabilities		12,25,46,799	12,51,35,041

Summary of significant accounting policies

2

The accompanying notes are an integral part of the financial statements.

As per our report of even date

For Rajeev & Ajay
Firm registration No : 009977N
Chartered Accountants

Ajay Sachdeva
Partner
Membership No. : 084302



For and on behalf of the Board of Directors of
GRANAR PROPBUILD PRIVATE LIMITED


Yashpal Saun
Director
DIN-08385668


Kamal Malik
Director
DIN-08129137

Place : New Delhi
Date : 24 June 2020

21

GRANAR PROPBUILD PRIVATE LIMITED
STATEMENT OF PROFIT AND LOSS FOR THE YEAR ENDED 31 MARCH 2020
(Amount in Rupees, unless otherwise stated)

Particulars	Notes	31 March 2020	31 March 2019
Revenue	11	-	3,21,12,894
Total Income (I)		-	3,21,12,894
EXPENSES			
Finance costs	12	649	192
Other expenses	13	21,026	3,21,28,138
Total Expenses (II)		21,675	3,21,28,330
Profit/(Loss) before tax from continuing operations (I-II)		(21,675)	(15,436)
Tax expense:			
Current Tax		-	-
Profit/(Loss) for the year from continuing operations		(21,675)	(15,436)
Other Comprehensive Income		-	-
Total other comprehensive income for the year, net of tax		-	-
Total comprehensive income/(loss) for the year, net of tax		(21,675)	(15,436)
Earnings per equity share (computed on the basis of profit/(loss) for the year):	14		
(1) Basic		(2.17)	(1.54)
(2) Diluted		(2.17)	(1.54)

Summary of significant accounting policies 2

The accompanying notes are an integral part of the financial statements.

As per our report of even date

For Rajeev & Ajay
Firm registration No : 009977N
Chartered Accountants

Ajay Sachdeva
Partner
Membership No. : 084302



For and on behalf of the Board of Directors of
GRANAR PROPBUILD PRIVATE LIMITED

Yashpal Saun
Director
DIN-08385668

Kamal Malik
Director
DIN-08129137

Place : New Delhi
Date : 24 June 2020

GRANGE PROPBUILD PRIVATE LIMITED
BALANCE SHEET AS AT 31 MARCH 2020
(Amount in Rupees, unless otherwise stated)

	Notes	As at 31 March 2020	As at 31 March 2019
ASSETS			
Current assets			
Inventories	3	2,81,30,123	2,81,30,123
Financial assets			
Cash and cash equivalents	4	24,962	25,161
Other financial assets	5	2,56,18,775	2,56,18,775
Total Assets		5,37,73,860	5,37,74,059
EQUITY AND LIABILITIES			
Equity			
Equity share capital	6	1,00,000	1,00,000
Other equity	7	(2,83,118)	(2,85,986)
Total equity		(1,83,118)	(1,85,986)
LIABILITIES			
Current liabilities			
Financial liabilities			
Trade payables	8	-	-
-total outstanding dues of micro and small enterprises		-	-
-total outstanding dues other than micro and small enterprises		5,900	11,299
Other current liabilities	9	5,39,50,078	5,39,48,746
Provisions	10	1,000	-
Total liabilities		5,39,56,978	5,39,60,045
Total Equity and Liabilities		5,37,73,860	5,37,74,059
Summary of significant accounting policies	2		

The accompanying notes are an integral part of the financial statements.

As per our report of even date

For Rajeev & Ajay

Firm registration No. 009877
Chartered Accountants

Ajay Sachdev
Partner
Membership No. 089102



**For and on behalf of the Board of Directors of
GRANGE PROPBUILD PRIVATE LIMITED**

Meda Aswini
Director
DIN-08394637

Naveen Chauhan
Director
DIN-08595719

Place : New Delhi
Date : 24 June 2020

GRANGE PROPBUILD PRIVATE LIMITED
STATEMENT OF PROFIT AND LOSS FOR THE YEAR ENDED 31 MARCH 2020
(Amount in Rupees, unless otherwise stated)

Particulars	Notes	31 March 2020	31 March 2019
Other Income	11	13,750	-
Total Income (I)		13,750	-
EXPENSES			
Finance costs	12	649	58
Other expenses	13	9,233	14,930
Total Expenses (II)		9,882	14,988
Profit/(Loss) before tax from continuing operations (I-II)		3,868	(14,988)
Tax expense:			
Current Tax		1,000	-
Profit/(Loss) for the year from continuing operations		2,868	(14,988)
Other Comprehensive Income			
Total other comprehensive income for the year, net of tax		-	-
Total comprehensive income/(loss) for the year, net of tax		2,868	(14,988)
Earnings per equity share (computed on the basis of profit/(loss) for the year):	14		
(1) Basic		0.29	(1.50)
(2) Diluted		0.29	(1.50)

Summary of significant accounting policies

2

The accompanying notes are an integral part of the financial statements.

As per our report of even date

For Rajeev & Ajay

Firm registration No. 00997781
Chartered Accountants

Ajay Sachdeva
Partner

Membership No. : 084302



For and on behalf of the Board of Directors of
GRANGE PROPBUILD PRIVATE LIMITED

Meda Aswini
Director
DIN-08394637

Naveen Chauhan
Director
DIN-08595719

(Signatures of Meda Aswini and Naveen Chauhan)

Place : New Delhi
Date : 24 June 2020

GRANULE PROPBUILD PRIVATE LIMITED
BALANCE SHEET AS AT 31 MARCH 2020
(Amount in Rupees, unless otherwise stated)

	Notes	As at 31 March 2020	As at 31 March 2019
ASSETS			
Current assets			
Inventories	3	6,00,36,418	5,97,14,542
Financial assets			
Cash and cash equivalents	4	13,296	25,585
Other financial assets	5	1,08,91,851	1,08,91,851
Other current assets	6	16,68,433	16,68,433
		<u>7,26,09,998</u>	<u>7,23,00,411</u>
Total Assets		<u>7,26,09,998</u>	<u>7,23,00,411</u>
EQUITY AND LIABILITIES			
Equity			
Equity share capital	7	1,00,000	1,00,000
Other equity	8	(3,90,234)	(3,68,256)
Total equity		<u>(2,90,234)</u>	<u>(2,68,256)</u>
LIABILITIES			
Current liabilities			
Financial liabilities			
Trade payables	9	-	-
-total outstanding dues of micro and small enterprises		5,900	11,300
-total outstanding dues other than micro and small enterprises	10	31,500	31,500
Other financial liabilities	11	7,28,62,832	7,25,25,867
Other current liabilities		<u>7,29,00,232</u>	<u>7,25,68,667</u>
Total liabilities		<u>7,26,09,998</u>	<u>7,23,00,411</u>
Total Equity and Liabilities		<u>7,26,09,998</u>	<u>7,23,00,411</u>

Summary of significant accounting policies 2

The accompanying notes are an integral part of the financial statements.


As per our report of even date

For Rajeev & Ajay

Firm registration No. 800976
Chartered Accountants

Ajay Sachdeva
Partner

Membership No. : 084302



For and on behalf of the Board of Directors of
GRANULE PROPBUILD PRIVATE LIMITED

Praveen Kumar Madan
Director
DIN-08595762

N
Naresh Kumar
Director
DIN-08402436

Place : New Delhi
Date : 24 June 2020

3

GRANULE PROPBUILD PRIVATE LIMITED
STATEMENT OF PROFIT AND LOSS FOR THE YEAR ENDED 31 MARCH 2020
(Amount in Rupees, unless otherwise stated)

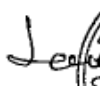
Particulars	Notes	31 March 2020	31 March 2019
Revenue		-	-
Other Income	12	-	1,66,84,338
Total Income (I)		-	1,66,84,338
EXPENSES			
Finance costs	13	649	86
Other expenses	14	21,329	1,66,99,165
Total Expenses (II)		21,978	1,66,99,251
Profit/(Loss) before tax from continuing operations (I-II)		(21,978)	(14,913)
Tax expense:			
Current Tax		-	-
Profit/(Loss) for the year from continuing operations		(21,978)	(14,913)
Other Comprehensive Income		-	-
Total other comprehensive income for the year, net of tax		-	-
Total comprehensive income/(loss) for the year, net of tax		(21,978)	(14,913)
Earnings per equity share (computed on the basis of profit/(loss) for the year):	15		
(1) Basic		(2.20)	(1.49)
(2) Diluted		(2.20)	(1.49)

Summary of significant accounting policies 2


The accompanying notes are an integral part of the financial statements.

As per our report of even date

For Rajeev & Ajay
Firm registration No : 009977N
Chartered Accountants


Ajay Sachdev
Partner
Membership No. : 084302

For and on behalf of the Board of Directors of
GRANULE PROPBUILD PRIVATE LIMITED


Praveen Kumar Madan
Director
DIN-08595762


Naresh Kumar
Director
DIN-08402436

Place : New Delhi
Date : 24 June 2020

GRASSROOT PROMOTERS PRIVATE LIMITED
BALANCE SHEET AS AT 31 MARCH 2020
(Amount in rupees, unless otherwise stated)

	Notes	As at 31 March 2020	As at 31 March 2019
ASSETS			
Non-current assets			
Financial assets			
Investments	3	100,000	100,000
Current assets			
Financial assets			
Cash and cash equivalents	4	26,889	19,637
Total Assets		126,889	119,637
EQUITY AND LIABILITIES			
Equity			
Equity share capital	5	100,000	100,000
Other equity	6	(236,413)	(226,216)
Total equity		(136,413)	(126,216)
LIABILITIES			
Current liabilities			
Financial liabilities			
Trade payables	7	-	-
-total outstanding dues of micro and small enterprises			
-total outstanding dues other than micro and small enterprises		5,902	22,101
Other current liabilities	8	257,400	223,752
Total liabilities		263,302	245,853
Total Equity and Liabilities		126,889	119,637
Summary of significant accounting policies	2		

The accompanying notes are an integral part of the financial statements.

As per our report of even date

For Rajeev & Ajay
Firm registration No : 009977N
Chartered Accountants

Ajay Sachdeva
Partner
Membership No. : 084302

Place : New Delhi
Date : 24 June 2020

For and on behalf of the Board of Directors of
GRASSROOT PROMOTERS PRIVATE LIMITED

Narendra Singh Patwal
Director
DIN-08129131

Arun Kumar
Director
DIN-08657473

GRASSROOT PROMOTERS PRIVATE LIMITED
STATEMENT OF PROFIT AND LOSS FOR THE YEAR ENDED 31 MARCH 2020
(Amount in rupees, unless otherwise stated)

Particulars	Notes	31 March 2020	31 March 2019
Other income		-	-
Total Income		-	-
EXPENSES			
Finance costs	9	649	89
Other expenses	10	9,548	27,875
Total Expenses		10,197	27,964
(Loss) before tax from continuing operations		(10,197)	(27,964)
Tax expense:			
Current tax		-	-
(Loss) for the year from continuing operations		(10,197)	(27,964)
Other comprehensive income		-	-
Total other comprehensive income for the year, net of tax		-	-
Total comprehensive (loss) for the year, net of tax		(10,197)	(27,964)
Earnings per equity share:	11		
(1) Basic		(1.02)	(2.80)
(2) Diluted		(1.02)	(2.80)

Summary of significant accounting policies

2

The accompanying notes are an integral part of the financial statements.

As per our report of even date

For Rajeev & Ajay

Firm registration No : 009977N

Chartered Accountants

Ajay Sachdeva

Partner

Membership No. : 084302

Place : New Delhi

Date : 24 June 2020

For and on behalf of the Board of Directors of
GRASSROOT PROMOTERS PRIVATE LIMITED

Narendra Singh Patwal

Director

DIN-08129131

Arun Kumar

Director

DIN-08657473

GRAVEL PROPBUILD PRIVATE LIMITED
BALANCE SHEET AS AT 31 MARCH 2020
(Amount in rupees, unless otherwise stated)

	Notes	As at 31 March 2020	As at 31 March 2019
ASSETS			
Current assets			
Inventories	3	5,07,13,424	5,07,13,424
Financial assets			
Cash and cash equivalents	4	10,308	19,772
Total Assets		5,07,23,732	5,07,33,196
EQUITY AND LIABILITIES			
Equity			
Equity share capital	5	1,00,000	1,00,000
Other equity	6	(3,93,679)	(2,59,379)
Total equity		(2,93,679)	(1,59,379)
LIABILITIES			
Current liabilities			
Financial liabilities			
Trade payables	7	-	-
-total outstanding dues of micro and small enterprises		-	-
-total outstanding dues other than micro and small enterprises		5,900	11,301
Other current liabilities	8	5,10,11,511	5,08,81,274
Total liabilities		5,10,17,411	5,08,92,575
Total Equity and Liabilities		5,07,23,732	5,07,33,196

Summary of significant accounting policies

2

The accompanying notes are an integral part of the financial statements.

As per our report of even date

For Rajeev & Ajay

Firm registration No : 009977N

Chartered Accountants

Ajay Sachdeva

Partner

Membership No. : 084302



For and on behalf of the Board of Directors of
GRAVEL PROPBUILD PRIVATE LIMITED

Ramish Khulbe

Director

DIN-07109071

Vineet

Director

DIN-08129156

Place : New Delhi

Date : 24 June 2020

GRAVEL PROPBUILD PRIVATE LIMITED
STATEMENT OF PROFIT AND LOSS FOR THE YEAR ENDED 31 MARCH 2020
(Amount in rupees, unless otherwise stated)

Particulars	Notes	31 March 2020	31 March 2019
Revenue		-	-
Total Income (I)		-	-
EXPENSES			
Finance costs	9	664	89
Other expenses	10	1,33,636	8,485
Total Expenses (II)		1,34,300	8,574
(Loss) before tax from continuing operations (I-II)		(1,34,300)	(8,574)
Tax expense:			
Current tax		-	-
(Loss) for the year from continuing operations		(1,34,300)	(8,574)
Other comprehensive income		-	-
Total other comprehensive income for the year, net of tax		-	-
Total comprehensive (loss) for the year, net of tax		(1,34,300)	(8,574)
Earnings per equity share:	11		
(1) Basic		(13.43)	(0.86)
(2) Diluted		(13.43)	(0.86)
Summary of significant accounting policies	2		

The accompanying notes are an integral part of the financial statements.


As per our report of even date

For Rajeev & Ajay
Firm registration No : 009977N
Chartered Accountants



Place : New Delhi
Date : 24 June 2020

For and on behalf of the Board of Directors of
GRAVEL PROPBUILD PRIVATE LIMITED


Ramesh Khulbe
Director
DIN-07109071


Vineet
Director
DIN-08129156

GREBE PROPBUILD PRIVATE LIMITED
BALANCE SHEET AS AT 31 MARCH 2020
(Amount in rupees, unless otherwise stated)

	Notes	As at 31 March 2020	As at 31 March 2019
ASSETS			
Current assets			
Inventories	3	4,78,28,138	4,78,28,138
Financial assets			
Cash and cash equivalents	4	23,166	3,40,370
Total Assets		4,78,51,304	4,81,68,508
EQUITY AND LIABILITIES			
Equity			
Equity share capital	5	1,00,000	1,00,000
Other equity	6	(3,52,382)	(2,80,592)
Total equity		(2,52,382)	(1,80,592)
LIABILITIES			
Current liabilities			
Financial liabilities			
Trade payables	7	-	-
-total outstanding dues of micro and small enterprises		-	-
-total outstanding dues other than micro and small enterprises		5,901	11,301
Other current liabilities	8	4,80,97,785	4,83,37,799
Total liabilities		4,81,03,686	4,83,49,100
Total Equity and Liabilities		4,78,51,304	4,81,68,508

Summary of significant accounting policies

2

The accompanying notes are an integral part of the financial statements.

As per our report of even date

For Rajeev & Ajay
Firm registration No.: 009977N
Chartered Accountants

Ajay Sachdeva
Partner
Membership No.: 084302



For and on behalf of the Board of Directors of
GREBE PROPBUILD PRIVATE LIMITED

Pankaj

Pankaj Kishore Chaturvedi
Director
DIN-07119298

Vishal Bansal
Director
DIN-08315591

20

Place : New Delhi
Date : 24 June 2020


Vishal Bansal

GREBE PROPBUILD PRIVATE LIMITED
STATEMENT OF PROFIT AND LOSS FOR THE YEAR ENDED 31 MARCH 2020
(Amount in rupees, unless otherwise stated)


Particulars	Notes	31 March 2020	31 March 2019
Revenue		-	-
Total Income (I)		-	-
EXPENSES			
Finance costs	9	654	76
Other expenses	10	71,136	9,107
Total Expenses (II)		71,790	9,183
(Loss) before tax from continuing operations (I-II)		(71,790)	(9,183)
Tax expense:			
Current tax		-	-
(Loss) for the year from continuing operations		(71,790)	(9,183)
Other comprehensive income		-	-
Total other comprehensive income for the year, net of tax		-	-
Total comprehensive (loss) for the year, net of tax		(71,790)	(9,183)
Earnings per equity share:	11		
(1) Basic		(7.18)	(0.92)
(2) Diluted		(7.18)	(0.92)
Summary of significant accounting policies	2		

The accompanying notes are an integral part of the financial statements.

As per our report of even date

For Rajeev & Ajay
Firm registration No.: 009977N
Chartered Accountants

Ajay Sachdeva
Partner
Membership No.: 084302

For and on behalf of the Board of Directors of
GREBE PROPBUILD PRIVATE LIMITED


Pankaj Kishore Chaturvedi
Director
DIN-07119298

Vishal Bansal
Director
DIN-08315591

Place : New Delhi
Date : 24 June 2020



GRIDDLE PROPBUILD PRIVATE LIMITED
BALANCE SHEET AS AT 31 MARCH 2020
(Amount in rupees, unless otherwise stated)

	Notes	As at 31 March 2020	As at 31 March 2019
ASSETS			
Current assets			
Inventories	3	46,704,748	46,704,748
Financial assets			
Cash and cash equivalents	4	24,714	19,663
Total Assets		46,729,462	46,724,411
EQUITY AND LIABILITIES			
Equity			
Equity share capital	5	100,000	100,000
Other equity	6	(291,565)	(282,280)
Total equity		(191,565)	(182,280)
LIABILITIES			
Current liabilities			
Financial liabilities			
Trade payables	7	-	-
-total outstanding dues of micro and small enterprises		-	-
-total outstanding dues other than micro and small enterprises		5,901	11,301
Other current liabilities	8	46,915,126	46,895,390
Total liabilities		46,921,027	46,906,691
Total Equity and Liabilities		46,729,462	46,724,411

Summary of significant accounting policies 2

The accompanying notes are an integral part of the financial statements.

As per our report of even date

For Rajeev & Ajay
Firm registration No. 009937N
Chartered Accountants

Ajay Sachdeva
Partner
Membership No. : 084302

For and on behalf of the Board of Directors of
GRIDDLE PROPBUILD PRIVATE LIMITED

Navneet Kaur
Director
DIN-08324165

Pankaj Kishore Chaturvedi
Director
DIN-07119298

Place : New Delhi
Date : 24 June 2020

GRIDDLE PROPBUILD PRIVATE LIMITED
STATEMENT OF PROFIT AND LOSS FOR THE YEAR ENDED 31 MARCH 2020
(Amount in rupees, unless otherwise stated)

Particulars	Notes	31 March 2020	31 March 2019
Revenue		-	-
Total Income (I)		-	-
EXPENSES			
Finance costs	9	649	89
Other expenses	10	8,636	7,862
Total Expenses (II)		9,285	7,951
(Loss) before tax from continuing operations (I-II)		(9,285)	(7,951)
Tax expense:			
Current tax		-	-
(Loss) for the year from continuing operations		(9,285)	(7,951)
Other Comprehensive Income		-	-
Total other comprehensive income for the year, net of tax		-	-
Total comprehensive (loss) for the year, net of tax		(9,285)	(7,951)
Earnings per equity share:	11		
(1) Basic		(0.93)	(0.80)
(2) Diluted		(0.93)	(0.80)
Summary of significant accounting policies	2		

The accompanying notes are an integral part of the financial statements.

As per our report of even date

For Rajeev & Ajay

Firm registration No. 00907254
Chartered Accountants

Ajay Sachdeva
Partner
Membership No. : 084302



For and on behalf of the Board of Directors of
GRIDDLE PROPBUILD PRIVATE LIMITED

Navneet Kaur

Navneet Kaur
Director
DIN-08324165

Pankaj Kishore Chaturvedi
Director
DIN-07119298


Place : New Delhi
Date : 24 June 2020

GROG PROPBUILD PRIVATE LIMITED
BALANCE SHEET AS AT 31 MARCH 2020
(Amount in rupees, unless otherwise stated)

	Notes	As at 31 March 2020	As at 31 March 2019
ASSETS			
Current assets			
Inventories	3	5,02,96,785	5,02,96,785
Financial assets			
Cash and cash equivalents	4	25,092	25,041
Other financial assets	5	2,182	2,182
Total Assets		5,03,24,059	5,03,24,008
EQUITY AND LIABILITIES			
Equity			
Equity share capital	6	1,00,000	1,00,000
Other equity	7	(2,91,999)	(2,82,411)
Total equity		(1,91,999)	(1,82,411)
LIABILITIES			
Current liabilities			
Financial liabilities			
Trade payables	8	-	-
-total outstanding dues of micro and small enterprises		-	-
-total outstanding dues other than micro and small enterprises		5,900	11,300
Other current liabilities	9	5,05,10,158	5,04,95,119
Total liabilities		5,05,16,058	5,05,06,419
Total Equity and Liabilities		5,03,24,059	5,03,24,008
Summary of significant accounting policies			
	2		

The accompanying notes are an integral part of the financial statements.

As per our report of even date

For Rajeev & Ajay
Firm registration No.: 009977N
Chartered Accountants

Ajay Sachdeva
Partner
Membership No.: 084302

For and on behalf of the Board of Directors of
GROG PROPBUILD PRIVATE LIMITED


Bijay Kumar Panda
Director
DIN-08503814


Mitrakant
Director
DIN-08528740

Place : New Delhi
Date : 24 June 2020

GROG PROPBUILD PRIVATE LIMITED
STATEMENT OF PROFIT AND LOSS FOR THE YEAR ENDED 31 MARCH 2020
(Amount in rupees, unless otherwise stated)

Particulars	Notes	31 March 2020	31 March 2019
Revenue		-	-
Total Income (I)		-	-
EXPENSES			
Finance costs	10	649	-
Other expenses	11	8,939	8,173
Total Expenses (II)		9,588	8,173
(Loss) before tax from continuing operations (I-II)		(9,588)	(8,173)
Tax expense:			
Current tax		-	-
(Loss) for the year from continuing operations		(9,588)	(8,173)
Other comprehensive income		-	-
Total other comprehensive income for the year, net of tax		-	-
Total comprehensive (loss) for the year, net of tax		(9,588)	(8,173)
Earnings per equity share:	12		
(1) Basic		(0.96)	(0.82)
(2) Diluted		(0.96)	(0.82)
Summary of significant accounting policies	2		

The accompanying notes are an integral part of the financial statements.

As per our report of even date

For Rajeev & Ajay
Firm registration No.: 009977N
Chartered Accountants

Ajay Sachdeva
Partner
Membership No.: 084302

For and on behalf of the Board of Directors of
GROG PROPBUILD PRIVATE LIMITED


Bijay Kumar Panda
Director
DIN-08503814


Mitrakant
Director
DIN-08528740

Place : New Delhi
Date : 24 June 2020

GROVE PROPBUILD PRIVATE LIMITED
BALANCE SHEET AS AT 31 MARCH 2020
(Amount in Rupees, unless otherwise stated)

	Notes	As at 31 March 2020	As at 31 March 2019
ASSETS			
Current assets			
Inventories	3	2,763,670	2,763,670
Financial assets			
Cash and cash equivalents	4	13,262	87,673
Other financial assets	5	24,900,780	24,852,828
Other current assets	6	1,733,420	1,733,420
		29,411,132	29,437,591
Total Assets			
		29,411,132	29,437,591
EQUITY AND LIABILITIES			
Equity			
Equity share capital	7	200,000	200,000
Other equity	8	29,205,382	29,226,442
Share Premium		29,393,800	29,393,800
Total equity		29,405,382	29,426,442
LIABILITIES			
Current liabilities			
Financial liabilities			
Trade payables	9	-	-
-total outstanding dues of micro and small enterprises		-	-
-total outstanding dues other than micro and small enterprises		5,750	11,149
Total liabilities		5,750	11,149
Total Equity and Liabilities			
		29,411,132	29,437,591

Summary of significant accounting policies

2

The accompanying notes are an integral part of the financial statements.

As per our report of even date

For Rajeev & Ajay
Firm registration No. 009977N
Chartered Accountants

Ajay Sachdeva
Partner
Membership No. : 084302

For and on behalf of the Board of Directors of
GROVE PROPBUILD PRIVATE LIMITED

Narendra Singh Patwal
Director
DIN-08129131

Dhiraj Kumar Singh
Director
DIN-08375395

Place : New Delhi
Date : 24 June 2020

GROVE PROPBUILD PRIVATE LIMITED
STATEMENT OF PROFIT AND LOSS FOR THE YEAR ENDED 31 MARCH 2020
(Amount in Rupees, unless otherwise stated)

Particulars	Notes	31 March 2020	31 March 2019
Other Income	10		17,334,199
Total Income		-	17,334,199
EXPENSES			
Finance costs	11	649	142
Other expenses	12	20,411	17,343,724
Total Expenses		21,060	17,343,866
Profit/(Loss) before tax		(21,060)	(9,667)
Tax expense:			
Current tax		-	-
Profit/(Loss) for the year		(21,060)	(9,667)
Other comprehensive income		-	-
Total other comprehensive income for the year, net of tax		-	-
Total comprehensive income/(loss) for the year, net of tax		(21,060)	(9,667)
Earnings per equity share:	13		
(1) Basic		(1.05)	(0.48)
(2) Diluted		(1.05)	(0.48)

Summary of significant accounting policies

2

The accompanying notes are an integral part of the financial statements.

As per our report of even date

For Rajeev & Ajay
Firm registration No : 009977N
Chartered Accountants



For and on behalf of the Board of Directors of
GROVE PROPBUILD PRIVATE LIMITED


Narendra Singh Patwal
Director
DIN-08129131


Dhiraj Kumar Singh
Director
DIN-08375395

Place : New Delhi
Date : 24 June 2020

GRUNGE PROPBUILD PRIVATE LIMITED
BALANCE SHEET AS AT 31 MARCH 2020
(Amount in Rupees, unless otherwise stated)

	Notes	As at 31 March 2020	As at 31 March 2019
ASSETS			
Current assets			
Inventories	3	3,91,76,643	3,68,08,361
Financial assets			
Cash and cash equivalents	4	13,794	21,226
Other financial assets	5	4,13,11,061	4,37,16,724
Other current assets	6	74,09,971	74,09,971
		<u>8,79,11,469</u>	<u>8,79,56,282</u>
Total Assets		<u>8,79,11,469</u>	<u>8,79,56,282</u>
EQUITY AND LIABILITIES			
Equity			
Equity share capital	7	2,00,000	2,00,000
Other equity	8	8,77,05,568	8,77,40,681
Total equity		<u>8,79,05,568</u>	<u>8,79,40,681</u>
LIABILITIES			
Current liabilities			
Financial liabilities			
Trade payables	9	-	-
-total outstanding dues of micro and small enterprises		-	-
-total outstanding dues other than micro and small enterprises		5,901	11,301
Other current liabilities	10	-	4,300
Total liabilities		<u>5,901</u>	<u>15,601</u>
Total Equity and Liabilities		<u>8,79,11,469</u>	<u>8,79,56,282</u>
Summary of significant accounting policies	2		

The accompanying notes are an integral part of the financial statements.

As per our report of even date

For Rajeev & Ajay

Firm registration No. 009777N
Chartered Accountants

Ajay Sachdeva

Partner

Membership No. : 084302



For and on behalf of the Board of Directors of
GRUNGE PROPBUILD PRIVATE LIMITED

Narendra Singh Patwal

Director

DIN-08129131

Vivek Singh

Director

DIN-03466774

Place : New Delhi


Date : 24 June 2020

GRUNGE PROPBUILD PRIVATE LIMITED
STATEMENT OF PROFIT AND LOSS FOR THE YEAR ENDED 31 MARCH 2020
(Amount in Rupees, unless otherwise stated)


Particulars	Notes	31 March 2020	31 March 2019
Revenue		-	-
Other Income	11	-	7,40,99,715
Total Income (I)		-	7,40,99,715
EXPENSES			
Finance costs	12	649	107
Other expenses	13	34,464	7,41,08,201
Total Expenses (II)		35,113	7,41,08,308
Profit/(Loss) before tax from continuing operations (I-II)		(35,113)	(8,593)
Tax expense:			
Current Tax		-	-
Profit/(Loss) for the year from continuing operations		(35,113)	(8,593)
Other Comprehensive Income		-	-
Total other comprehensive income for the year, net of tax		-	-
Total comprehensive income/(loss) for the year, net of tax		(35,113)	(8,593)
Earnings per equity share (computed on the basis of profit/(loss) for the year):	14		
(1) Basic		(1.76)	(0.43)
(2) Diluted		(1.76)	(0.43)
Summary of significant accounting policies	2		

The accompanying notes are an integral part of the financial statements.

As per our report of even date

For Rajeev & Ajay
Firm registration No. 099977N
Chartered Accountants

Ajay Sachdeva
Partner
Membership No. 084302

For and on behalf of the Board of Directors of
GRUNGE PROPBUILD PRIVATE LIMITED


Narendra Singh Patwal
Director
DIN-08129131


Vivek Singh
Director
DIN-03466774

Place : New Delhi
Date : 24 June 2020

GUFFAW PROPBUILD PRIVATE LIMITED
BALANCE SHEET AS AT 31 MARCH 2020
(Amount in Rupees, unless otherwise stated)

	Notes	As at 31 March 2020	As at 31 March 2019
ASSETS			
Current assets			
Inventories	3	3,98,52,068	3,98,52,068
Financial assets			
Cash and cash equivalents	4	24,940	2,305
Total Assets		3,98,77,008	3,98,54,373
EQUITY AND LIABILITIES			
Equity			
Equity share capital	5	1,00,000	1,00,000
Other equity	6	(3,84,514)	(3,73,519)
Total equity		(2,84,514)	(2,73,519)
LIABILITIES			
Current liabilities			
Financial liabilities			
Trade payables	7	5,900	11,300
Other current liabilities	8	4,01,55,622	4,01,16,592
Total liabilities		4,01,61,522	4,01,27,892
Total Equity and Liabilities		3,98,77,008	3,98,54,373

Summary of significant accounting policies 2

The accompanying notes are an integral part of the financial statements.

As per our report of even date

For Rajeev & Ajay
Firm registration No. : 009977N
Chartered Accountants

Ajay Sachdeva
Partner
Membership No. : 084302

For and on behalf of the Board of Directors of
GUFFAW PROPBUILD PRIVATE LIMITED


Satish Kumar Goyal
Director
DIN-06520570


Bijay Kumar Panda
Director
DIN-08503814

Place : New Delhi
Date : 24 June 2020

GUFFAW PROPBUILD PRIVATE LIMITED
STATEMENT OF PROFIT AND LOSS FOR THE YEAR ENDED 31 MARCH 2020
(Amount in Rupees, unless otherwise stated)

Particulars	Notes	31 March 2020	31 March 2019
Revenue		-	-
Total Income (I)		-	-
EXPENSES			
Finance costs	9	2,065	831
Other expenses	10	8,930	49,127
Total Expenses (II)		10,995	49,958
Profit/(Loss) before tax from continuing operations (I-II)		(10,995)	(49,958)
Tax expense:			
Current Tax		-	-
Profit/(Loss) for the year from continuing operations		(10,995)	(49,958)
Other Comprehensive Income		-	-
Total other comprehensive income for the year, net of tax		-	-
Total comprehensive income/(loss) for the year, net of tax		(10,995)	(49,958)
Earnings per equity share (computed on the basis of profit/(loss) for the year):	11		
(1) Basic		(1.10)	(5.00)
(2) Diluted		(1.10)	(5.00)

Summary of significant accounting policies

2

The accompanying notes are an integral part of the financial statements.

As per our report of even date

For Rajeev & Ajay

Firm registration No. 380977N
Chartered Accountants

Ajay Sachdeva
Partner

Membership No. : 084302



For and on behalf of the Board of Directors of
GUFFAW PROPBUILD PRIVATE LIMITED

Satish Kumar Goyal
Director
DIN-06520570

Bijay Kumar Panda
Director
DIN-08503814

Place : New Delhi

Date : 24 June 2020

GULL PROPBUILD PRIVATE LIMITED
BALANCE SHEET AS AT 31 MARCH 2020
(Amount in rupees, unless otherwise stated)

	Notes	As at 31 March 2020	As at 31 March 2019
ASSETS			
Current assets			
Inventories	3	1,12,84,250	1,12,84,250
Financial assets			
Cash and cash equivalents	4	25,137	20,086
Total Assets		1,13,09,387	1,13,04,336
EQUITY AND LIABILITIES			
Equity			
Equity share capital	5	1,00,000	1,00,000
Other equity	6	(2,22,681)	(2,13,102)
Total equity		(1,22,681)	(1,13,102)
LIABILITIES			
Current liabilities			
Financial liabilities			
Trade payables	7	-	-
-total outstanding dues of micro and small enterprises		-	-
-total outstanding dues other than micro and small enterprises		5,900	11,301
Other current liabilities	8	1,14,26,168	1,14,06,137
Total liabilities		1,14,32,068	1,14,17,438
Total Equity and Liabilities		1,13,09,387	1,13,04,336
Summary of significant accounting policies	2		

The accompanying notes are an integral part of the financial statements.

As per our report of even date

For Rajeev & Ajay
Firm registration No : 009977N
Chartered Accountants

Ajay Sachdeva
Partner
Membership No. : 084302



For and on behalf of the Board of Directors of
GULL PROPBUILD PRIVATE LIMITED

Vijay Garg
Vijay Garg
Director
DIN-08129147

Tapam Kumar Barik
Tapam Kumar Barik
Director
DIN-08455171

Place : New Delhi
Date : 24 June 2020

GULL PROPBUILD PRIVATE LIMITED
STATEMENT OF PROFIT AND LOSS FOR THE YEAR ENDED 31 MARCH 2020
(Amount in rupees, unless otherwise stated)

Particulars	Notes	31 March 2020	31 March 2019
Revenue		-	-
Total Income (I)		-	-
EXPENSES			
Finance costs	9	649	89
Other expenses	10	8,930	10,042
Total Expenses (II)		9,579	10,131
(Loss) before tax from continuing operations (I-II)		(9,579)	(10,131)
Tax expense:			
Current tax		-	-
(Loss) for the year from continuing operations		(9,579)	(10,131)
Other comprehensive income		-	-
Total other comprehensive income for the year, net of tax		-	-
Total comprehensive (loss) for the year, net of tax		(9,579)	(10,131)
Earnings per equity share:	11		
(1) Basic		(0.10)	(0.10)
(2) Diluted		(0.10)	(0.10)

Summary of significant accounting policies

2

The accompanying notes are an integral part of the financial statements.

As per our report of even date

For Rajeev & Ajay
Firm registration No : 009977N
Chartered Accountants

Ajay Sachdeva
Partner
Membership No. : 084302



For and on behalf of the Board of Directors of
GULL PROPBUILD PRIVATE LIMITED

Vijay Garg
Vijay Garg
Director
DIN-08129147

Tapan Kumar Barik
Tapan Kumar Barik
Director
DIN-08455171

Place : New Delhi
Date : 24 June 2020

GURKUL PROMOTERS PRIVATE LIMITED
BALANCE SHEET AS AT 31 MARCH 2020
(Amount in rupees, unless otherwise stated)

ASSETS

Current assets
Inventories
Financial assets
Cash and cash equivalents
Total Assets

EQUITY AND LIABILITIES

Equity
Equity share capital
Other equity
Total equity

LIABILITIES

Current liabilities
Financial liabilities
Trade payables
-total outstanding dues of micro and small enterprises
-total outstanding dues other than micro and small enterprises
Other current liabilities
Total liabilities

Total Equity and Liabilities

Summary of significant accounting policies

The accompanying notes are an integral part of the financial statements.

As per our report of even date

For MNV & CO.
Firm Reg. No.: 023682N
Chartered Accountants

Vikram Suri
Partner
Membership No.: 565887

Place : New Delhi
Date : 24 June 2020

Notes	As at 31 March 2020	As at 31 March 2019
3	198,508,220	198,508,220
4	19,195	13,744
	198,527,415	198,521,964
5	100,000	100,000
6	(799,267)	(787,697)
	(699,267)	(687,697)
7	-	-
	5,900	5,901
8	199,220,782	199,203,760
	199,226,682	199,209,661
	198,527,415	198,521,964
2		

For and on behalf of the Board of Directors of
GURKUL PROMOTERS PRIVATE LIMITED


Navneet Kaur
Director
DIN-08324165


Manoj Kumar Jha
Director
DIN-08376628

21

GURKUL PROMOTERS PRIVATE LIMITED
STATEMENT OF PROFIT AND LOSS FOR THE YEAR ENDED 31 MARCH 2020
(Amount in rupees, unless otherwise stated)

Particulars	Notes	31 March 2020	31 March 2019
Revenue		-	-
Total Income		-	-
EXPENSES			
Finance costs	9	649	118
Other expenses	10	10,921	13,782
Total Expenses		11,570	13,900
(Loss) before tax from continuing operations		(11,570)	(13,900)
Tax expense:			
Current tax		-	-
(Loss) for the year from continuing operations		(11,570)	(13,900)
Other comprehensive income		-	-
Total other comprehensive income for the year, net of tax		-	-
Total comprehensive income/(loss) for the year, net of tax		(11,570)	(13,900)
Earnings per equity share:	11		
Basic (Rs.)		(1.16)	(1.39)
Diluted (Rs.)		(1.16)	(1.39)

Summary of significant accounting policies

2

The accompanying notes are an integral part of the financial statements.

As per our report of even date

For MINV & CO.
Firm Reg. No.: 023682N
Chartered Accountants

Vikram Suri
Partner
Membership No.: 305887

For and on behalf of the Board of Directors of
GURKUL PROMOTERS PRIVATE LIMITED

Navneet
Navneet Kaer
Director
DIN-08324165

Wzho.
Vijay Kumar Jha
Director
DIN-08376638

Place : New Delhi
Date : 24 June 2020

Guru Rakha Projects Private Limited
BALANCE SHEET AS AT 31 MARCH 2020
(Amount in Rupees, unless otherwise stated)

	Notes	31 March 2020	31 March 2019
ASSETS			
Current assets			
Financial assets			
Cash and cash equivalents	3	33,839	25,389
Total assets		33,839	25,389
EQUITY AND LIABILITIES			
Equity			
Equity share capital	4	150,000	150,000
Other equity	5	(1,073,770)	(979,203)
Total equity		(923,770)	(829,203)
LIABILITIES			
Current liabilities			
Financial liabilities			
Trade payables	6	-	-
-total outstanding dues of micro and small enterprises		-	-
-total outstanding dues other than micro and small enterprises		5,900	5,901
Other current liabilities	7	951,710	848,691
Total liabilities		957,610	854,592
Total equity and liabilities		33,839	25,389

Summary of significant accounting policies 2

The accompanying notes are an integral part of the financial statements.

As per our report of even date

For MNV & CO.

Firm Reg. No.: 02A682N

Chartered Accountants

Vikrant Sirohi

Partner

Membership No.: 505887

For and on behalf of the Board of Directors of
Guru Rakha Projects Private Limited

Dhiraj Kumar Singh

Director

DIN-08375395

Manish Kumar

Director

DIN-08376582

Place : New Delhi

Date : 24 June 2020

Guru Rakha Projects Private Limited
STATEMENT OF PROFIT AND LOSS FOR THE YEAR ENDED 31 MARCH 2020
(Amount in Rupees, unless otherwise stated)

Particulars	Notes	31 March 2020	31 March 2019
Revenue from operations		-	-
Total Income		-	-
EXPENSES			
Finance costs	8	649	5
Other expenses	9	93,918	13,884
Total Expenses		94,567	13,889
Profit/(Loss) before tax		(94,567)	(13,889)
Tax expense:			
Current tax		-	-
Profit/(Loss) for the year		(94,567)	(13,889)
Other comprehensive income/(loss)		-	-
Total other comprehensive income/(loss) for the year, net of tax		-	-
Total comprehensive income/(loss) for the year, net of tax		(94,567)	(13,889)
Earnings per equity share:	10		
Basic (Rs.)		(6.30)	(0.93)
Diluted (Rs.)		(6.30)	(0.93)

Summary of significant accounting policies

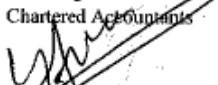
2

The accompanying notes are an integral part of the financial statements.

As per our report of even date

For MNV & CO.

Firm Reg. No.: 023682N
Chartered Accountants


Vikram Suri
Partner
Membership No.: 505887

For and on behalf of the Board of Directors of
Guru Rakha Projects Private Limited


Dhiraj Kumar Singh
Director
DIN-08375395


Manish Kumar
Director
DIN-08376582

Place : New Delhi
Date : 24 June 2020

GYAN JYOTI ESTATES PRIVATE LIMITED
BALANCE SHEET AS AT 31 MARCH 2020
(Amount in Rupees, unless otherwise stated)

	Notes	As at 31 March 2020	As at 31 March 2019
ASSETS			
Current assets			
Inventories	3	15,69,19,742	15,69,19,742
Financial assets			
Cash and cash equivalents	4	24,225	20,175
Other financial assets	5	49,97,538	49,97,538
Other current assets	6	2,315	2,315
Total Assets		16,19,43,820	16,19,39,770
EQUITY AND LIABILITIES			
Equity			
Equity share capital	7	1,00,000	1,00,000
Other equity	8	16,68,382	16,78,567
Total equity		17,68,382	17,78,567
LIABILITIES			
Current liabilities			
Financial liabilities			
Trade payables	9	5,900	11,301
-total outstanding dues of micro and small enterprises			
-total outstanding dues other than micro and small enterprises			
Other current liabilities	10	16,01,69,538	16,01,49,902
Total liabilities		16,01,75,438	16,01,61,203
Total Equity and Liabilities		16,19,43,820	16,19,39,770
Summary of significant accounting policies	2		

The accompanying notes are an integral part of the financial statements.

As per our report of even date

For Rajeev & Ajay
Firm registration No : 009977N
Chartered Accountants

Ajay Sachdeva
Partner
Membership No. : 084302



For and on behalf of the Board of Directors of
GYAN JYOTI ESTATES PRIVATE LIMITED

Nikhil Srivastava
Director
DIN- 08077388

Tapan Kumar Barik
Director
DIN- 08455171

Place : New Delhi
Date : 24 June 2020

GYAN JYOTI ESTATES PRIVATE LIMITED
STATEMENT OF PROFIT AND LOSS FOR THE YEAR ENDED 31 MARCH 2020
(Amount in Rupees, unless otherwise stated)

Particulars	Notes	31 March 2020	31 March 2019
Revenue		-	-
Total Income (I)		-	-
EXPENSES			
Finance costs	11	649	142
Other expenses	12	9,536	11,286
Total Expenses (II)		10,185	11,428
Profit/(Loss) before tax from continuing operations (I-II)		(10,185)	(11,428)
Tax expense:			
Current Tax		-	-
Profit/(Loss) for the year from continuing operations		(10,185)	(11,428)
Other Comprehensive Income		-	-
Total other comprehensive income for the year, net of tax		-	-
Total comprehensive income/(loss) for the year, net of tax		(10,185)	(11,428)
Earnings per equity share (computed on the basis of profit/(loss) for the year):	13		
(1) Basic		(1.02)	(1.14)
(2) Diluted		(1.02)	(1.14)
Summary of significant accounting policies	2		

The accompanying notes are an integral part of the financial statements.

As per our report of even date

For Rajeev & Ajay
Firm registration No : 009977N
Chartered Accountants

Ajay Sachdeva
Partner
Membership No. : 084302



For and on behalf of the Board of Directors of
GYAN JYOTI ESTATES PRIVATE LIMITED

Nikhil Srivastava
Director
DIN- 08077388

Tapan Kumar Barik
Tapan Kumar Barik
Director
DIN- 08455171

Place : New Delhi
Date : 24 June 2020

GYAN KUNJ ESTATES PRIVATE LIMITED
BALANCE SHEET AS AT 31 MARCH 2020
(Amount in rupees, unless otherwise stated)

	Notes	As at 31 March 2020	As at 31 March 2019
ASSETS			
Current assets			
Inventories	3	5,40,15,458	5,40,15,458
Financial assets			
Cash and cash equivalents	4	25,332	3,47,532
Other current assets	5	1,320	1,320
Total Assets		5,40,42,110	5,43,64,310
EQUITY AND LIABILITIES			
Equity			
Equity share capital	6	1,00,000	1,00,000
Other equity	7	(1,14,445)	(1,07,088)
Total equity		(14,445)	(7,088)
LIABILITIES			
Current liabilities			
Financial liabilities			
Trade payables	8	-	-
-total outstanding dues of micro and small enterprises		-	-
-total outstanding dues other than micro and small enterprises		5,900	11,302
Other current liabilities	9	5,40,50,655	5,43,60,096
Total liabilities		5,40,56,555	5,43,71,398
Total Equity and Liabilities		5,40,42,110	5,43,64,310
Summary of significant accounting policies	2		

The accompanying notes are an integral part of the financial statements.

As per our report of even date

For Rajeev & Ajay
Firm registration No : 009977N
Chartered Accountants

Ajay Sachdeva
Partner
Membership No. 084302



For and on behalf of the Board of Directors of
GYAN KUNJ ESTATES PRIVATE LIMITED

Tapan Kumar Barik Jitesh Sharma
Director Director
DIN-08455171 DIN-08428478

Place : New Delhi
Date : 24 June 2020

GYAN KUNJ ESTATES PRIVATE LIMITED
STATEMENT OF PROFIT AND LOSS FOR THE YEAR ENDED 31 MARCH 2020
(Amount in rupees, unless otherwise stated)

Particulars	Notes	31 March 2020	31 March 2019
Revenue		-	-
Total Income (I)		-	-
EXPENSES			
Finance costs	10	649	89
Other expenses	11	6,708	10,147
Total Expenses (II)		7,357	10,236
(Loss) before tax from continuing operations (I-II)		(7,357)	(10,236)
Tax expense:			
Current tax		-	-
(Loss) for the year from continuing operations		(7,357)	(10,236)
Other comprehensive income		-	-
Total other comprehensive income for the year, net of tax		-	-
Total comprehensive (loss) for the year, net of tax		(7,357)	(10,236)
Earnings per equity share:	12		
(1) Basic		(0.74)	(1.02)
(2) Diluted		(0.74)	(1.02)
Summary of significant accounting policies	2		

The accompanying notes are an integral part of the financial statements.

As per our report of even date

For Rajeev & Ajay
Firm registration No. 009977N
Chartered Accountants

Ajay Sachdeva
Partner
Membership No. : 084302

For and on behalf of the Board of Directors of
GYAN KUNJ ESTATES PRIVATE LIMITED

Tapan Kumar Barik
Director
DIN-08455171

Jitesh Sharma
Director
DIN-08428478

Place : New Delhi
Date : 24 June 2020

GYANKUNJ CONSTRUCTIONS PRIVATE LIMITED
BALANCE SHEET AS AT 31 MARCH 2020
(Amount in rupees, unless otherwise stated)

	Notes	As at 31 March 2020	As at 31 March 2019
ASSETS			
Non-current assets			
Financial Assets			
Investments	3	100,000	100,000
Total non-current assets		100,000	100,000
Current assets			
Inventories	4	89,900,375	89,900,375
Financial assets			
Cash and cash equivalents	5	10,044	6,110
Other financial assets	6	287,605	287,605
Total current assets		90,198,024	90,194,090
Total assets		90,298,024	90,294,090
EQUITY AND LIABILITIES			
Equity			
Equity share capital	7	100,000	100,000
Other equity	8	1,613,272	1,628,129
Total equity		1,713,272	1,728,129
LIABILITIES			
Current liabilities			
Financial liabilities			
Trade payables	9	-	-
-total outstanding dues of micro and small enterprises		-	-
-total outstanding dues other than micro and small enterprises		5,900	14,001
Other current liabilities	10	88,578,153	88,551,260
Provisions	11	700	700
Total liabilities		88,584,753	88,565,961
Total equity and liabilities		90,298,024	90,294,090

Summary of significant accounting policies

2

The accompanying notes are an integral part of the financial statements.

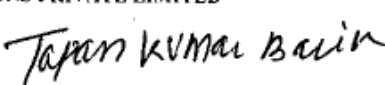
As per our report of even date

For MNV & CO.
Firm Reg. No.: 023682N
Chartered Accountants

Vikram Suri
Partner
Membership No.: 505887

For and on behalf of the Board of Directors of
GYANKUNJ CONSTRUCTIONS PRIVATE LIMITED


Shishir Lal
Director
DIN-02210170


Tapan Kumar Barik
Director
DIN-08455171

Place : New Delhi
Date : 24 June 2020

GYANKUNJ CONSTRUCTIONS PRIVATE LIMITED
STATEMENT OF PROFIT AND LOSS FOR THE YEAR ENDED 31 MARCH 2020
(Amount in rupees, unless otherwise stated)

Particulars	Notes	31 March 2020	31 March 2019
Revenue		-	-
Total Income		-	-
EXPENSES			
Finance costs	12	2,065	354
Other expenses	13	12,792	25,976
Total Expenses		14,857	26,330
(Loss) before tax from continuing operations		(14,857)	(26,330)
Tax expense:			
Current tax		-	-
(Loss) for the year from continuing operations		(14,857)	(26,330)
Other comprehensive income		-	-
Total other comprehensive income for the year, net of tax		-	-
Total comprehensive income/(loss) for the year, net of tax		(14,857)	(26,330)
Earnings per equity share:	14		
Basic (Rs.)		(1.49)	(2.63)
Diluted (Rs.)		(1.49)	(2.63)

Summary of significant accounting policies

2

The accompanying notes are an integral part of the financial statements.

As per our report of even date

For MNV & CO.
Firm Reg. No.: 023682N
Chartered Accountants

Vikram Suri
Partner
Membership No.: 505887

For and on behalf of the Board of Directors of
GYANKUNJ CONSTRUCTIONS PRIVATE LIMITED


Shishir Lal
Director
DIN-02210170


Tapan Kumar Barik
Director
DIN-08455171

Place : New Delhi
Date : 24 June 2020

HADDOCK PROPBUILD PRIVATE LIMITED
BALANCE SHEET AS AT 31 MARCH 2020
(Amount in rupees, unless otherwise stated)

	Notes	As at 31 March 2020	As at 31 March 2019
ASSETS			
Current assets			
Inventories	3	18,981,628	22,429,949
Financial assets			
Cash and cash equivalents	4	20,390	25,688
Other financial assets	5	11,634,899	13,117,401
Other current assets	6	341,286	341,286
Total assets		30,978,203	35,914,324
EQUITY AND LIABILITIES			
Equity			
Equity share capital	7	100,000	100,000
Other equity	8	(959,076)	(952,554)
Total equity		(859,076)	(852,554)
LIABILITIES			
Current liabilities			
Financial liabilities			
Trade payables	9	-	-
-total outstanding dues of micro and small enterprises		-	-
-total outstanding dues other than micro and small enterprises		5,900	5,899
Other current liabilities	10	31,831,379	36,760,979
Total liabilities		31,837,279	36,766,878
Total equity and liabilities		30,978,203	35,914,324
Summary of significant accounting policies	2		

The accompanying notes are an integral part of the financial statements.

As per our report of even date

For MNV & CO.

Firm Reg. No. 021682N

Chartered Accountants



Nitin Mittal

Partner

Membership No. 0953791

For and on behalf of the Board of Directors of
HADDOCK PROPBUILD PRIVATE LIMITED

Narendra Singh Patwal

Director

DIN-08129131

Tapan Kumar Barik

Director

DIN-08455171

Place : New Delhi

Date : 24 June 2020

HADDOCK PROPBUILD PRIVATE LIMITED
STATEMENT OF PROFIT AND LOSS FOR THE YEAR ENDED 31 MARCH 2020
(Amount in rupees, unless otherwise stated)

Particulars	Notes	31 March 2020	31 March 2019
Revenue from operations	11	7,900	-
Total Income		7,900	-
EXPENSES			
Finance costs	12	650	-
Other expenses	13	13,772	9,108
Total Expenses		14,422	9,108
(Loss) before tax from continuing operations		(6,522)	(9,108)
Tax expense:			
Current tax		-	-
(Loss) for the year from continuing operations		(6,522)	(9,108)
Other comprehensive income		-	-
Total other comprehensive income for the year, net of tax		-	-
Total comprehensive (loss) for the year, net of tax		(6,522)	(9,108)
Earnings per equity share:	14		
Basic (Rs.)		(0.65)	(0.91)
Diluted (Rs.)		(0.65)	(0.91)

Summary of significant accounting policies

2

The accompanying notes are an integral part of the financial statements.

As per our report of even date

For MNV & CO.

Firm Reg. No. 1023687N

Chartered Accountants

(Signature)
Chartered Accountants
Partner
Membership No. 19667

For and on behalf of the Board of Directors of

HADDOCK PROPBUILD PRIVATE LIMITED

(Signature)
Narendra Singh Patwal
Director
DIN-08129131

(Signature)
Tapan Kumar Barik
Director
DIN-08455171

Place : New Delhi

Date : 24 June 2020

HAFT PROPBUILD PRIVATE LIMITED
BALANCE SHEET AS AT 31 MARCH 2020
(Amount in rupees, unless otherwise stated)

	Notes	As at 31 March 2020	As at 31 March 2019
ASSETS			
Current assets			
Inventories	3	1,12,12,032	1,12,12,032
Financial assets			
Cash and cash equivalents	4	24,462	20,412
Other current assets	5	1,85,394	1,85,394
Total Assets		1,14,21,888	1,14,17,838
EQUITY AND LIABILITIES			
Equity			
Equity share capital	6	1,00,000	1,00,000
Other equity	7	(2,82,445)	(2,71,366)
Total equity		(1,82,445)	(1,71,366)
LIABILITIES			
Current liabilities			
Financial liabilities			
Trade payables	8	-	-
-total outstanding dues of micro and small enterprises		-	-
-total outstanding dues other than micro and small enterprises		5,900	11,301
Other current liabilities	9	1,15,98,433	1,15,77,903
Total liabilities		1,16,04,333	1,15,89,204
Total Equity and Liabilities		1,14,21,888	1,14,17,838
Summary of significant accounting policies	2		

The accompanying notes are an integral part of the financial statements.

As per our report of even date

For Rajeev & Ajay

Firm registration No. 009977N
Chartered Accountants

Ajay Sachdeva
Partner
Membership No. : 084302

Place : New Delhi
Date : 24 June 2020

For and on behalf of the Board of Directors of
HAFT PROPBUILD PRIVATE LIMITED

Manish Kumar Bhansali
Director
DIN-06583437

Tapan Kumar Barik
Director
DIN-08455171

20

HAFT PROPBUILD PRIVATE LIMITED
STATEMENT OF PROFIT AND LOSS FOR THE YEAR ENDED 31 MARCH 2020
(Amount in rupees, unless otherwise stated)

Particulars	Notes	31 March 2020	31 March 2019
Revenue		-	-
Total Income (I)		-	-
EXPENSES			
Finance costs	10	649	89
Other expenses	11	10,430	7,860
Total Expenses (II)		11,079	7,949
(Loss) before tax from continuing operations (I-II)		(11,079)	(7,949)
Tax expense:			
Current tax		-	-
(Loss) for the year from continuing operations		(11,079)	(7,949)
Other comprehensive income		-	-
Total other comprehensive income for the year, net of tax		-	-
Total comprehensive (loss) for the year, net of tax		(11,079)	(7,949)
Earnings per equity share:	12		
(1) Basic		(1.11)	(0.79)
(2) Diluted		(1.11)	(0.79)

Summary of significant accounting policies

2

The accompanying notes are an integral part of the financial statements.

As per our report of even date

For Rajeev & Ajay

Firm registration No. 009973N

Chartered Accountants

Ajay Sachdeva

Partner

Membership No. : 084302



For and on behalf of the Board of Directors of
HAFT PROPBUILD PRIVATE LIMITED

Manish Bhansali
Manish Kumar Bhansali
Director
DIN-06583437

Tapan Kumar Barik
Tapan Kumar Barik
Director
DIN-08455171

Place : New Delhi

Date : 24 June 2020

HAKE DEVELOPERS PRIVATE LIMITED
BALANCE SHEET AS AT 31 MARCH 2020
(Amount in rupees, unless otherwise stated)

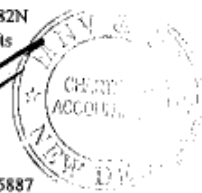
	Notes	As at 31 March 2020	As at 31 March 2019
ASSETS			
Current assets			
Financial assets			
Cash and cash equivalents	3	18,676	17,224
Other financial assets	4	29,700	-
		<u>48,376</u>	<u>17,224</u>
Total Assets		<u>48,376</u>	<u>17,224</u>
EQUITY AND LIABILITIES			
Equity			
Equity share capital	5	100,000	100,000
Other equity	6	(179,684)	(169,490)
Total equity		<u>(79,684)</u>	<u>(69,490)</u>
LIABILITIES			
Current liabilities			
Financial liabilities			
Trade payables	7	-	-
-total outstanding dues of micro and small enterprises		-	-
-total outstanding dues other than micro and small enterprises		5,900	5,900
Other current liabilities	8	122,160	80,814
Total liabilities		<u>128,060</u>	<u>86,714</u>
Total Equity and Liabilities		<u>48,376</u>	<u>17,224</u>
Summary of significant accounting policies	2		

The accompanying notes are an integral part of the financial statements.

As per our report of even date

For MNV & CO.
Firm Reg. No.: 023682N
Chartered Accountants

Vikrant Suri
Partner
Membership No.: 505887



For and on behalf of the Board of Directors of
HAKE DEVELOPERS PRIVATE LIMITED

Rohit Rawat
Director
DIN-08298761

Jitesh Sharma
Director
DIN- 08428478

(Handwritten signatures of Rohit Rawat and Jitesh Sharma)

Place : New Delhi
Date : 24 June 2020

3m

HAKE DEVELOPERS PRIVATE LIMITED
STATEMENT OF PROFIT AND LOSS FOR THE YEAR ENDED 31 MARCH 2020
(Amount in rupees, unless otherwise stated)

Particulars	Notes	31 March 2020	31 March 2019
Revenue		-	-
Total Income		-	-
EXPENSES			
Finance costs	9	649	89
Other expenses	10	9,545	74,290
Total Expenses		10,194	74,379
(Loss) before tax from continuing operations		(10,194)	(74,379)
Tax expense:			
Current tax		-	-
(Loss) for the year from continuing operations		(10,194)	(74,379)
Other comprehensive income		-	-
Total other comprehensive income for the year, net of tax		-	-
Total comprehensive (loss) for the year, net of tax		(10,194)	(74,379)
Earnings per equity share:	11		
Basic (Rs.)		(1.02)	(7.44)
Diluted (Rs.)		(1.02)	(7.44)

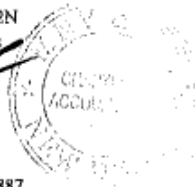
Summary of significant accounting policies 2

The accompanying notes are an integral part of the financial statements

As per our report of even date

For MNV & CO.
Firm Reg. No.: 023682N
Chartered Accountants

Vijay Suri
Partner
Membership No.: 505887



For and on behalf of the Board of Directors of
HAKE DEVELOPERS PRIVATE LIMITED

Rohit Rawat
Director
DIN-0829876

Jitesh Sharma
Director
DIN- 08428478

(Signatures of Rohit Rawat and Jitesh Sharma)

Place : New Delhi
Date : 24 June 2020

HALIBUT DEVELOPERS PRIVATE LIMITED
BALANCE SHEET AS AT 31 MARCH 2020
(Amount in Rupees, unless otherwise stated)

	Notes	31 March 2020	31 March 2019
ASSETS			
Current assets			
Inventories	3	77,272,261	77,272,261
Financial assets			
Cash and cash equivalents	4	31,685	25,617
Other financial assets	5	39,823,645	40,412,412
Other current assets	6	8,809,737	8,736,730
		<u>125,937,328</u>	<u>126,447,020</u>
Total assets		<u>125,937,328</u>	<u>126,447,020</u>
EQUITY AND LIABILITIES			
Equity			
Equity share capital	7	200,000	200,000
Other equity	8	84,186,624	84,403,916
Total equity		<u>84,386,624</u>	<u>84,603,916</u>
LIABILITIES			
Current liabilities			
Financial liabilities			
Trade payables	9	165,740	154,400
Other current liabilities	10	41,384,964	41,688,704
Total liabilities		<u>41,550,704</u>	<u>41,843,104</u>
Total equity and liabilities		<u>125,937,328</u>	<u>126,447,020</u>
Summary of significant accounting policies	2		

The accompanying notes are an integral part of the financial statements.

As per our report of even date

For Sanjay Rastogi & Associates
Firm registration No : 014056N
Chartered Accountants


CA Sanjay Rastogi
Proprietor
Membership No. : 075033

For and on behalf of the Board of Directors of
HALIBUT DEVELOPERS PRIVATE LIMITED


Deepak Jain
Director
DIN-08129166


Manish Kumar Bhawani
Director
DIN-06583437

Place : New Delhi
Date : 24 June 2020

3m

HALIBUT DEVELOPERS PRIVATE LIMITED
STATEMENT OF PROFIT AND LOSS FOR THE YEAR ENDED 31 MARCH 2020
(Amount in Rupees, unless otherwise stated)

Particulars	Notes	31 March 2020	31 March 2019
Revenue	11	-	87,367,311
Total Income		-	87,367,311
EXPENSES			
Finance costs	12	1,263	194
Other expenses	13	216,029	87,377,352
Total Expenses		217,292	87,377,546
Loss before tax		(217,292)	(10,235)
Tax expense:			
Current tax		-	-
Loss for the year		(217,292)	(10,235)
Other comprehensive income		-	-
Total other comprehensive income for the year, net of tax		-	-
Total comprehensive loss for the year, net of tax		(217,292)	(10,235)
Earnings per equity share:	14		
Basic (Rs.)		(10.86)	(0.51)
Diluted (Rs.)		(10.86)	(0.51)

Summary of significant accounting policies 2

The accompanying notes are an integral part of the financial statements.

As per our report of even date

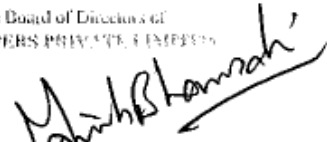
For Sanjay Rastogi & Associates
Firm registration No : 014056N
Chartered Accountants


SA Sanjay Rastogi
Proprietor
Membership No. : 075033



For and on behalf of the Board of Directors of
HALIBUT DEVELOPERS PRIVATE LIMITED


Deepak Jain
Director
DIN-08129166


Manish Kumar Bansal
Director
DIN-06583477

Place : New Delhi
Date : 24 June 2020

HAMLET BUILDWELL PRIVATE LIMITED
BALANCE SHEET AS AT 31 MARCH 2020
(Amount in rupees, unless otherwise stated)

	Notes	As at 31 March 2020	As at 31 March 2019
ASSETS			
Current assets			
Financial assets			
Cash and cash equivalents	3	25,587	25,536
Other current assets	4	-	-
Total Assets		25,587	25,536
EQUITY AND LIABILITIES			
Equity			
Equity share capital	5	1,00,000	1,00,000
Other equity	6	(3,01,976)	(2,91,782)
Total equity		(2,01,976)	(1,91,782)
LIABILITIES			
Current liabilities			
Financial liabilities			
Trade payables	7	-	-
-total outstanding dues of micro and small enterprises		5,900	11,300
-total outstanding dues other than micro and small enterprises		2,21,663	2,06,018
Other current liabilities	8	-	-
Provisions	9	-	-
Total liabilities		2,27,563	2,17,318
Total Equity and Liabilities		25,587	25,536

Summary of significant accounting policies

2

The accompanying notes are an integral part of the financial statements.

As per our report of even date

For Rajeev & Ajay

Firm registration No. 500977

Chartered Accountants

Ajay Sachdeva

Partner

Membership No. : 084302



For and on behalf of the Board of Directors of
HAMLET BUILDWELL PRIVATE LIMITED

Navin Chauhan
Navin Chauhan
Director
DIN-08595719

Navjot Singh Wasir
Navjot Singh Wasir
Director
DIN-08398514

Place : New Delhi
Date : 24 June 2020

HAMLET BUILDWELL PRIVATE LIMITED
STATEMENT OF PROFIT AND LOSS FOR THE YEAR ENDED 31 MARCH 2020
(Amount in rupees, unless otherwise stated)

Particulars	Notes	31 March 2020	31 March 2019
Revenue		-	-
Total Income (I)		-	-
EXPENSES			
Finance costs	10	649	-
Other expenses	11	9,545	11,598
Total Expenses (II)		10,194	11,598
(Loss) before tax from continuing operations (I-II)		(10,194)	(11,598)
Tax expense:			
Current tax		-	-
(Loss) for the year from continuing operations		(10,194)	(11,598)
Other comprehensive income		-	-
Total other comprehensive income for the year, net of tax		-	-
Total comprehensive (loss) for the year, net of tax		(10,194)	(11,598)
Earnings per equity share:	12		
(1) Basic		(1.02)	(1.16)
(2) Diluted		(1.02)	(1.16)
Summary of significant accounting policies	2		

The accompanying notes are an integral part of the financial statements.

As per our report of even date

For Rajeev & Ajay

Firm registration No. : 089977N

Chartered Accountants

Ajay Sachdeva


Partner

Membership No. : 084302

Place : New Delhi

Date : 24 June 2020

For and on behalf of the Board of Directors of
HAMLET BUILDWELL PRIVATE LIMITED


Naveen Chauhan
Director
DIN-08595719


Navjot Singh Wasir
Director
DIN-08398514

HAMMOCK BUILDWELL PRIVATE LIMITED
STANDALONE BALANCE SHEET AS AT 31 MARCH 2020
(Amount in rupees, unless otherwise stated)

	Notes	As at 31 March 2020	As at 31 March 2019
ASSETS			
Non-current assets			
Financial Assets			
Investments	3	100,000	100,000
		<u>100,000</u>	<u>100,000</u>
Current assets			
Inventories	4	143,392,414	143,392,414
Financial assets			
Cash and cash equivalents	5	11,043	25,691
Other financial assets	6	4,664,988	4,664,988
Other current assets	7	222,989	222,989
		<u>148,291,434</u>	<u>148,306,082</u>
Total Assets		<u>148,391,434</u>	<u>148,406,082</u>
EQUITY AND LIABILITIES			
Equity			
Equity share capital	8	100,000	100,000
Other equity	9	(1,771,812)	(1,760,058)
Total equity		<u>(1,671,812)</u>	<u>(1,660,058)</u>
LIABILITIES			
Current liabilities			
Financial liabilities			
Trade payables	10	-	-
-total outstanding dues of micro and small enterprises		-	-
-total outstanding dues other than micro and small enterprises		5,900	14,000
Other current liabilities	11	150,057,345	150,052,140
Total liabilities		<u>150,063,245</u>	<u>150,066,140</u>
Total Equity and Liabilities		<u>148,391,434</u>	<u>148,406,082</u>

Summary of significant accounting policies

2

The accompanying notes are an integral part of the financial statements.

As per our report of even date

For MNV & CO.
Firm Reg. No.: 023682N
Chartered Accountants

Vikrant Suri
Partner
Membership No.: 505887

For and on behalf of the Board of Directors of
HAMMOCK BUILDWELL PRIVATE LIMITED


Manish Kumar
Director
DIN-08376570


Prevesh Kumar
Director
DIN-07256929

Place : New Delhi
Date : 24 June 2020



HAMMOCK BUILDWELL PRIVATE LIMITED
STATEMENT OF PROFIT AND LOSS FOR THE YEAR ENDED 31 MARCH 2020
(Amount in rupees, unless otherwise stated)

Particulars	Notes	31 March 2020	31 March 2019
Revenue		-	-
Total Income		-	-
EXPENSES			
Finance costs	12	649	-
Other expenses	13	11,105	27,740
Total Expenses		11,754	27,740
(Loss) before tax from continuing operations		(11,754)	(27,740)
Tax expense:			
Current tax		-	-
(Loss) for the year from continuing operations		(11,754)	(27,740)
Other comprehensive income		-	-
Total other comprehensive income for the year, net of tax		-	-
Total comprehensive income/(loss) for the year, net of tax		(11,754)	(27,740)
Earnings per equity share:	14		
(1) Basic		(1.18)	(2.77)
(2) Diluted		(1.18)	(2.77)

Summary of significant accounting policies

2

The accompanying notes are an integral part of the financial statements.

As per our report of even date

For MNV & CO.
Firm Reg. No.: 023682N
Chartered Accountants

Vikrant Suri
Partner
Membership No.: 505887

For and on behalf of the Board of Directors of
HAMMOCK BUILDWELL PRIVATE LIMITED


Manish Kumar
Director
DIN-08376570


Prevesh Kumar
Director
DIN-07256929

Place : New Delhi
Date : 24 June 2020

HARTEJ ESTATES PRIVATE LIMITED
BALANCE SHEET AS AT 31 MARCH 2020
(Amount in rupees, unless otherwise stated)

	Notes	As at 31 March 2020	As at 31 March 2019
ASSETS			
Current assets			
Inventories	3	4,71,13,302	4,71,13,302
Financial assets			
Cash and cash equivalents	4	25,065	20,265
Other current assets	5	3,68,85,939	3,68,85,939
Total Assets		8,40,24,306	8,40,19,506
EQUITY AND LIABILITIES			
Equity			
Equity share capital	6	1,00,000	1,00,000
Other equity	7	(30,46,714)	(30,35,517)
Total equity		(29,46,714)	(29,35,517)
LIABILITIES			
Current liabilities			
Financial liabilities			
Trade payables	8	-	-
-total outstanding dues of micro and small enterprises		11,98,086	12,03,487
-total outstanding dues other than micro and small enterprises		8,57,72,934	8,57,51,536
Other current liabilities	9	8,69,71,020	8,69,55,023
Total liabilities		8,40,24,306	8,40,19,506
Total Equity and Liabilities		8,40,24,306	8,40,19,506

Summary of significant accounting policies

2

The accompanying notes are an integral part of the financial statements.

As per our report of even date

For Rajeev & Ajay

Firm registration No. 0000072

Chartered Accountants

Ajay Sachdeva

Partner

Membership No. :084302



For and on behalf of the Board of Directors of
HARTEJ ESTATES PRIVATE LIMITED

Manish Kumar Bhansali

Director

DIN-06583437

Navjot Singh Wasir

Director

DIN-08398514

Place : New Delhi

Date : 24 June 2020

20

HARTEJ ESTATES PRIVATE LIMITED
STATEMENT OF PROFIT AND LOSS FOR THE YEAR ENDED 31 MARCH 2020
(Amount in rupees, unless otherwise stated)

Particulars	Notes	31 March 2020	31 March 2019
Revenue		-	-
Total Income (I)		-	-
EXPENSES			
Finance costs	10	649	89
Other expenses	11	10,548	7,652
Total Expenses (II)		11,197	7,741
(Loss) before tax from continuing operations (I-II)		(11,197)	(7,741)
Tax expense:			
Current tax		-	-
(Loss) for the year from continuing operations		(11,197)	(7,741)
Other comprehensive income		-	-
Total other comprehensive income for the year, net of tax		-	-
Total comprehensive (loss) for the year, net of tax		(11,197)	(7,741)
Earnings per equity share:	12		
(1) Basic		(1.12)	(0.77)
(2) Diluted		(1.12)	(0.77)

Summary of significant accounting policies 2

The accompanying notes are an integral part of the financial statements.

As per our report of even date

For Rajeev & Ajay
Firm registration No.: 009992N
Chartered Accountants

Ajay Sachdeva
Partner
Membership No.: 084302



For and on behalf of the Board of Directors of
HARTEJ ESTATES PRIVATE LIMITED

Manish Kumar Bhansali
Director
DIN-06583437

Navjot Singh Wasir
Director
DIN-08398514

Manish Kumar Bhansali

Navjot Singh Wasir

Place : New Delhi
Date : 24 June 2020

HOPE PROMOTERS PRIVATE LIMITED
BALANCE SHEET AS AT 31 MARCH 2020
(Amount in rupees, unless otherwise stated)

		As at 31 March 2020	As at 31 March 2019
ASSETS	Notes		
Current assets			
Inventories	3	183,543,082	183,543,082
Financial assets			
Cash and cash equivalents	4	21,671	19,470
Other financial assets	5	7,470,766	7,470,766
Other current assets	6	234,539	234,539
Total assets		191,270,059	191,267,857
EQUITY AND LIABILITIES			
Equity			
Equity share capital	7	100,000	100,000
Other equity	8	(1,077,838)	(1,068,045)
Total equity		(977,838)	(968,045)
LIABILITIES			
Current liabilities			
Financial liabilities			
Trade payables	9	-	-
-total outstanding dues of micro and small enterprises		-	-
-total outstanding dues other than micro and small enterprises		5,900	5,900
Other current liabilities	10	192,241,997	192,230,001
Total liabilities		192,247,897	192,235,902
Total equity and liabilities		191,270,059	191,267,857
Summary of significant accounting policies	2		


The accompanying notes are an integral part of the financial statements.


As per our report of even date

For MNV & CO.
Firm Reg. No. 013662N
Chartered Accountants

Rajesh Wari
Partner
Membership No.: 505887

Per and on behalf of the Board of Directors of
HOPE PROMOTERS PRIVATE LIMITED


Manish Kumar Bhansali
Director
DIN-06581437


Rajesh Singh Wasi
Director
DIN-08398514

Place : New Delhi
Date : 24 June 2020

20

HOPE PROMOTERS PRIVATE LIMITED
STATEMENT OF PROFIT AND LOSS FOR THE YEAR ENDED 31 MARCH 2020
(Amount in rupees, unless otherwise stated)

Particulars	Notes	31 March 2020	31 March 2019
Other income	11	-	2,343,969
Total Income		-	2,343,969
EXPENSES			
Other expenses	12	9,144	2,352,452
Finance costs	13	649	53
Total Expenses		9,793	2,352,505
(Loss) before tax from continuing operations		(9,793)	(8,536)
Tax expense:			
Current tax		-	-
(Loss) for the year from continuing operations		(9,793)	(8,536)
Other comprehensive income		-	-
Total other comprehensive income for the year, net of tax		-	-
Total comprehensive (loss) for the year, net of tax		(9,793)	(8,536)
Earnings per equity share:	14		
Basic (Rs.)		(0.98)	(0.85)
Diluted (Rs.)		(0.98)	(0.85)

Summary of significant accounting policies

2

The accompanying notes are an integral part of the financial statements.

As per our report of even date

For MNV & CO
Firm Reg. No.: 123456N
Chartered Accountants

Vikram Singh
Partner
Membership No.: 505887

For and on behalf of the Board of Directors of
HOPE PROMOTERS PRIVATE LIMITED

Manish Kumar Bhansali
Director
DIN-06583437

Navjot Singh Wasir
Director
DIN-08398514

Place : New Delhi
Date : 24 June 2020

Immense Realtors Private Limited
BALANCE SHEET AS AT 31 MARCH 2020
(Amount in Rupees, unless otherwise stated)

ASSETS

Current assets

Inventories
Financial assets
Cash and cash equivalents

Total assets

EQUITY AND LIABILITIES

Equity

Equity share capital
Other equity
Total equity

LIABILITIES

Current liabilities

Financial liabilities
Trade payables
-total outstanding dues of micro and small enterprises
-total outstanding dues other than micro and small enterprises
Other current liabilities
Total liabilities

Total equity and liabilities

Summary of significant accounting policies

The accompanying notes are an integral part of the financial statements.

As per our report of even date

For MNV & CO.

Firm Reg. No.: 023682N

Chartered Accountants

Vikrant Buri

Partner

Membership No.: 505887

Place : New Delhi

Date : 24 June 2020

Notes	31 March 2020	31 March 2019
3	268,195,435	268,195,435
4	18,894	15,443
	268,214,329	268,210,878
5	100,000	100,000
6	(441,443)	(432,167)
	(341,443)	(332,167)
7	-	-
8	5,900	5,900
	268,549,871	268,537,144
	268,555,771	268,543,045
	268,214,328	268,210,878
2		

For and on behalf of the Board of Directors of
Immense Realtors Private Limited

Manish Kumar Bhansali
Manish Kumar Bhansali
Director
DIN-06583437

Navjot Singh Wasir
Navjot Singh Wasir
Director
DIN-08398514

m

Immense Realtors Private Limited

STATEMENT OF PROFIT AND LOSS FOR THE YEAR ENDED 31 MARCH 2020

(Amount in Rupees, unless otherwise stated)

Particulars	Notes	31 March 2020	31 March 2019
Revenue Income		-	-
Total Income		-	-
EXPENSES			
Finance costs	9	649	118
Other expenses	10	8,627	7,235
Total Expenses		9,276	7,353
Profit/(Loss) before tax		(9,276)	(7,353)
Tax expense:			
Current tax		-	-
Profit/(Loss) for the year		(9,276)	(7,353)
Other comprehensive income		-	-
Total other comprehensive income for the year, net of tax		-	-
Total comprehensive income/(loss) for the year, net of tax		(9,276)	(7,353)
Earnings per equity share:	11		
Basic (Rs.)		(0.93)	(0.74)
Diluted (Rs.)		(0.93)	(0.74)

Summary of significant accounting policies

2

The accompanying notes are an integral part of the financial statements.

As per our report of even date

For MNV & CO.

Firm Reg. No.: 023682N

Chartered Accountants

Vikrant Suri

Partner

Membership No.: 505887

For and on behalf of the Board of Directors of
Immense Realtors Private Limited

Manish Kumar Bhansali

Director

DIN-06583437

Navjot Singh Wasir

Director

DIN-08398514

Place : New Delhi

Date : 24 June 2020

JAMB PROPBUILD PRIVATE LIMITED
BALANCE SHEET AS AT 31 MARCH 2020
(Amount in rupees, unless otherwise stated)

	Notes	As at 31 March 2020	As at 31 March 2019
ASSETS			
Current assets			
Inventories	3	7,39,35,334	7,48,22,879
Financial assets			
Cash and cash equivalents	4	25,270	24,684
Other financial assets	5	1,20,89,903	1,20,89,903
Other current assets	6	87,75,576	79,02,990
Total Assets		9,48,26,083	9,48,40,456
EQUITY AND LIABILITIES			
Equity			
Equity share capital	7	2,00,000	2,00,000
Other equity	8	9,46,20,183	9,46,29,156
Total equity		9,48,20,183	9,48,29,156
LIABILITIES			
Current liabilities			
Financial liabilities			
Trade payables	9	-	-
-total outstanding dues of micro and small enterprises		-	-
-total outstanding dues other than micro and small enterprises		5,900	11,300
Total liabilities		5,900	11,300
Total Equity and Liabilities		9,48,26,083	9,48,40,456

Summary of significant accounting policies

2

The accompanying notes are an integral part of the financial statements.

As per our report of even date

For Rajeev & Ajay
Firm registration No : 009977N
Chartered Accountants

Ajay Sachdeva
Ajay Sachdeva
Partner
Membership No. : 084302



For and on behalf of the Board of Directors of
JAMB PROPBUILD PRIVATE LIMITED

Manish Kumar Bhansali
Manish Kumar Bhansali
Director
DIN-06583437

Ovais Ali Khan
Ovais Ali Khan
Director
DIN-08455167

Place : New Delhi
Date : 24 June 2020

29

JAMB PROPBUILD PRIVATE LIMITED
STATEMENT OF PROFIT AND LOSS FOR THE YEAR ENDED 31 MARCH 2020
(Amount in rupees, unless otherwise stated)

Particulars	Notes	31 March 2020	31 March 2019
Revenue		-	-
Total Income (I)		-	-
EXPENSES			
Finance costs	10	649	-
Other expenses	11	8,324	7,236
Total Expenses (II)		8,973	7,236
(Loss) before tax from continuing operations (I-II)		(8,973)	(7,236)
Tax expense:			
Current tax		-	-
(Loss) for the year from continuing operations		(8,973)	(7,236)
Other comprehensive income		-	-
Total other comprehensive income for the year, net of tax		-	-
Total comprehensive (loss) for the year, net of tax		(8,973)	(7,236)
Earnings per equity share (computed on the basis of profit/(loss) for the year):	12		
(1) Basic		(0.45)	(0.36)
(2) Diluted		(0.45)	(0.36)

Summary of significant accounting policies

2

The accompanying notes are an integral part of the financial statements.

As per our report of even date

For Rajeev & Ajay
Firm registration No : 009977N
Chartered Accountants

Ajay Sachdeva
Partner
Membership No. : 084302



For and on behalf of the Board of Directors of
JAMB PROPBUILD PRIVATE LIMITED

Manish Kumar Bhansali
Director
DIN-06583437

Ovais Ali Khan
Director
DIN-08455167

Place : New Delhi
Date : 24 June 2020

JANITOR PROPBUILD PRIVATE LIMITED
BALANCE SHEET AS AT 31 MARCH 2020
(Amount in rupees, unless otherwise stated)

	Notes	As at 31 March 2020	As at 31 March 2019
ASSETS			
Current assets			
Inventories	3	97,38,428	97,38,428
Financial assets			
Cash and cash equivalents	4	13,602	25,891
Other financial assets	5	3,978	3,978
Other current assets	6	22,42,304	22,42,304
Total Assets		1,19,98,312	1,20,10,601
EQUITY AND LIABILITIES			
Equity			
Equity share capital	7	1,00,000	1,00,000
Other equity	8	(2,79,840)	(2,58,477)
Total equity		(1,79,840)	(1,58,477)
LIABILITIES			
Current liabilities			
Financial liabilities			
Trade payables	9	-	-
-total outstanding dues of micro and small enterprises			
-total outstanding dues other than micro and small enterprise		5,900	11,300
Other current liabilities	10	1,21,72,252	1,21,57,778
Total liabilities		1,21,78,152	1,21,69,078
Total Equity and Liabilities		1,19,98,312	1,20,10,601
Summary of significant accounting policies	2		

The accompanying notes are an integral part of the financial statements.

As per our report of even date

For Rajeev & Ajay
Firm registration No : 009977N
Chartered Accountants

Ajay Sachdeva
Partner
Membership No. : 084302



For and on behalf of the Board of Directors of
JANITOR PROPBUILD PRIVATE LIMITED

Amitava Chattopadhyay
Amitava Chattopadhyay
Director
DIN-07150600

Narjot Singh Wasir
Narjot Singh Wasir
Director
DIN-08398514

21

Place : New Delhi
Date : 24 June 2020

JANITOR PROPBUILD PRIVATE LIMITED
STATEMENT OF PROFIT AND LOSS FOR THE YEAR ENDED 31 MARCH 2020
(Amount in rupees, unless otherwise stated)

Particulars	Notes	31 March 2020	31 March 2019
Other income	11	-	2,24,23,047
Total Income (I)		-	2,24,23,047
EXPENSES			
Finance costs	12	649	47
Other expenses	13	20,714	2,24,30,595
Total Expenses (II)		21,363	2,24,30,642
(Loss) before tax from continuing operations (I-II)		(21,363)	(7,595)
Tax expense:			
Current tax		-	-
(Loss) for the year from continuing operations		(21,363)	(7,595)
Other comprehensive income		-	-
Total other comprehensive income for the year, net of tax		-	-
Total comprehensive (loss) for the year, net of tax		(21,363)	(7,595)
Earnings per equity share:	14		
(1) Basic		(2.14)	(0.76)
(2) Diluted		(2.14)	(0.76)

Summary of significant accounting policies

2

The accompanying notes are an integral part of the financial statements.

As per our report of even date

For Rajeev & Ajay

Firm registration No : 009977N

Chartered Accountants

Ajay Sachdeva

Partner

Membership No. : 084302



For and on behalf of the Board of Directors of

JANITOR PROPBUILD PRIVATE LIMITED

Amitava Chattopadhyay

Director

DIN-07150600

Navjot Singh Wasir

Director

DIN-08398514

Place : New Delhi

Date : 24 June 2020

JASPER PROPBUILD PRIVATE LIMITED
BALANCE SHEET AS AT 31 MARCH 2020
(Amount in rupees, unless otherwise stated)

ASSETS

Current assets

Inventories

Financial assets

Cash and cash equivalents

Total Assets

EQUITY AND LIABILITIES

Equity

Equity share capital

Other equity

Total equity

LIABILITIES

Current liabilities

Financial liabilities

Trade payables

-total outstanding dues of micro and small enterprises

-total outstanding dues other than micro and small enterprises

Other current liabilities

Total liabilities

Total Equity and Liabilities

Summary of significant accounting policies

The accompanying notes are an integral part of the financial statements.

As per our report of even date

For Rajeev & Ajay

Firm registration No. 009977/N

Chartered Accountants

Ajay Sachdeva

Partner

Membership No. : 084302



For and on behalf of the Board of Directors of
JASPER PROPBUILD PRIVATE LIMITED

Reena

Director

DIN-08129092

Navjot Singh Wasir

Director

DIN-08398514

Notes	As at 31 March 2020	As at 31 March 2019
3	2,03,60,831	2,03,60,831
4	24,835	24,784
	2,03,85,666	2,03,85,615
5	1,00,000	1,00,000
6	(12,35,787)	(12,26,511)
	(11,35,787)	(11,26,511)
7	5,900	11,301
8	2,15,15,553	2,15,00,825
	2,15,21,453	2,15,12,126
	2,03,85,666	2,03,85,615

2

Place : New Delhi

Date : 24 June 2020

JASPER PROPBUILD PRIVATE LIMITED
STATEMENT OF PROFIT AND LOSS FOR THE YEAR ENDED 31 MARCH 2020
(Amount in rupees, unless otherwise stated)

Particulars	Notes	31 March 2020	31 March 2019
Revenue		-	-
Total Income (I)		-	-
EXPENSES			
Finance costs	9	649	-
Other expenses	10	8,627	7,860
Total Expenses (II)		9,276	7,860
(Loss) before tax from continuing operations (I-II)		(9,276)	(7,860)
Tax expense:			
Current tax		-	-
(Loss) for the year from continuing operations		(9,276)	(7,860)
Other comprehensive income		-	-
Total other comprehensive income for the year, net of tax		-	-
Total comprehensive (loss) for the year, net of tax		(9,276)	(7,860)
Earnings per equity share:	11		
(1) Basic		(0.93)	(0.79)
(2) Diluted		(0.93)	(0.79)

Summary of significant accounting policies

2

The accompanying notes are an integral part of the financial statements.

As per our report of even date

For Rajeev & Ajay

Firm registration No. 009977IN
Chartered Accountants

Ajay Sachdeva
Partner

Membership No. : 084302



For and on behalf of the Board of Directors of
JASPER PROPBUILD PRIVATE LIMITED

Reena

Reena
Director
DIN-08129092

Navjot Singh Wasir

Navjot Singh Wasir
Director
DIN-08398514

Place : New Delhi
Date : 24 June 2020

JAUNT PROPBUILD PRIVATE LIMITED
BALANCE SHEET AS AT 31 MARCH 2020
(Amount in rupees, unless otherwise stated)

	Notes	As at 31 March 2020	As at 31 March 2019
ASSETS			
Current assets			
Inventories	3	1,51,18,119	1,51,18,119
Financial assets			
Cash and cash equivalents	4	24,128	20,077
Total Assets		1,51,42,247	1,51,38,196
EQUITY AND LIABILITIES			
Equity			
Equity share capital	5	1,00,000	1,00,000
Other equity	6	(14,82,827)	(14,73,551)
Total equity		(13,82,827)	(13,73,551)
LIABILITIES			
Current liabilities			
Financial liabilities			
Trade payables	7	-	-
-total outstanding dues of micro and small enterprises		-	-
-total outstanding dues other than micro and small enterprises		5,902	11,302
Other current liabilities	8	1,65,19,172	1,65,00,445
Total liabilities		1,65,25,074	1,65,11,747
Total Equity and Liabilities		1,51,42,247	1,51,38,196
Summary of significant accounting policies	2		

The accompanying notes are an integral part of the financial statements.

As per our report of even date

For Rajeev & Ajay
Firm registration No. 6009977N
Chartered Accountants

Ajay Sachdeva
Partner
Membership No. 084302



For and on behalf of the Board of Directors of
JAUNT PROPBUILD PRIVATE LIMITED

Ajay Kumar
Director
DIN-08028800

Navjot Singh Wasir
Director
DIN-08398514

Place : New Delhi
Date : 24 June 2020

20

JAUNT PROPBUILD PRIVATE LIMITED
STATEMENT OF PROFIT AND LOSS FOR THE YEAR ENDED 31 MARCH 2020
(Amount in rupees, unless otherwise stated)

Particulars	Notes	31 March 2020	31 March 2019
Revenue		-	-
Total Income (I)		-	-
EXPENSES			
Finance costs	9	649	89
Other expenses	10	8,627	7,548
Total Expenses (II)		9,276	7,637
(Loss) before tax from continuing operations (I-II)		(9,276)	(7,637)
Tax expense:			
Current tax		-	-
(Loss) for the year from continuing operations		(9,276)	(7,637)
Other comprehensive income		-	-
Total other comprehensive income for the year, net of tax		-	-
Total comprehensive (loss) for the year, net of tax		(9,276)	(7,637)
Earnings per equity share:	11		
(1) Basic		(0.93)	(0.76)
(2) Diluted		(0.93)	(0.76)

Summary of significant accounting policies

2

The accompanying notes are an integral part of the financial statements.

As per our report of even date

For Rajeev & Ajay
Firm registration No : 009977N
Chartered Accountants



Place : New Delhi
Date : 24 June 2020

For and on behalf of the Board of Directors of
JAUNT PROPBUILD PRIVATE LIMITED


Ajay Kumar
Director
DIN-08028800


Navjot Singh Wasir
Director
DIN-08398514

JAY PROPBUILD PRIVATE LIMITED
BALANCE SHEET AS AT 31 MARCH 2020
(Amount in rupees, unless otherwise stated)

	Notes	As at 31 March 2020	As at 31 March 2019
ASSETS			
Current assets			
Inventories	3	38,12,94,474	38,12,94,474
Financial assets			
Cash and cash equivalents	4	24,837	20,786
Other financial asset	5	26,08,940	26,08,940
Other current assets	6	2,98,00,000	2,98,00,000
Total Assets		41,37,28,251	41,37,24,200
EQUITY AND LIABILITIES			
Equity			
Equity share capital	7	1,00,000	1,00,000
Other equity	8	(13,78,20,802)	(13,78,11,223)
Total equity		(13,77,20,802)	(13,77,11,223)
LIABILITIES			
Current liabilities			
Financial liabilities			
Trade payables	9	-	-
-total outstanding dues of micro and small enterprises		5,902	11,302
-total outstanding dues other than micro and small enterprises		-	-
Other current liabilities	10	55,14,43,151	55,14,24,121
Total liabilities		55,14,49,053	55,14,35,423
Total Equity and Liabilities		41,37,28,251	41,37,24,200
Summary of significant accounting policies			
	2		

The accompanying notes are an integral part of the financial statements.

As per our report of even date


For Rajeev & Ajay
Firm registration No.: 009977N
Chartered Accountants

Ajay Sachdeva
Partner
Membership No.: 084302

Place : New Delhi
Date : 24 June 2020

For and on behalf of the Board of Directors of
JAY PROPBUILD PRIVATE LIMITED


Ajay Kumar
Director
DIN-08028800


Naresh Kumar
Director
DIN-08402436



JAY PROPBUILD PRIVATE LIMITED
STATEMENT OF PROFIT AND LOSS FOR THE YEAR ENDED 31 MARCH 2020
(Amount in rupees, unless otherwise stated)

Particulars	Notes	31 March 2020	31 March 2019
Other income		-	-
Total Income (I)		-	-
EXPENSES			
Finance costs	11	649	89
Other expenses	12	8,930	7,549
Total Expenses (II)		9,579	7,638
(Loss) before tax from continuing operations (I-II)		(9,579)	(7,638)
Tax expense		-	-
Current tax		-	-
(Loss) for the year from continuing operations		(9,579)	(7,638)
Other comprehensive income		-	-
Total other comprehensive income for the year, net of tax		-	-
Total comprehensive (loss) for the year, net of tax		(9,579)	(7,638)
Earnings per equity share:	13		
(1) Basic		(0.96)	(0.76)
(2) Diluted		(0.96)	(0.76)

Summary of significant accounting policies

2

The accompanying notes are an integral part of the financial statements.

As per our report of even date

For Rajeev & Ajay
Firm registration No : 009977N
Chartered Accountants



For and on behalf of the Board of Directors of
JAY PROPBUILD PRIVATE LIMITED


Ajay Kumar
Director
DIN-08028800


Naresh Kumar
Director
DIN-08402436

Place : New Delhi
Date : 24 June 2020

JEMMY PROPBUILD PRIVATE LIMITED
BALANCE SHEET AS AT 31 MARCH 2020
(Amount in rupees, unless otherwise stated)

ASSETS

Current assets

- Inventories
- Financial assets
- Cash and cash equivalents
- Other financial assets

Total Assets

EQUITY AND LIABILITIES

Equity

- Equity share capital
- Other equity
- Total equity**

LIABILITIES

Current liabilities

- Financial liabilities
- Trade payables
- total outstanding dues of micro and small enterprises
- total outstanding dues other than micro and small enterprises
- Other current liabilities
- Total liabilities**

Total Equity and Liabilities

Summary of significant accounting policies

The accompanying notes are an integral part of the financial statements.

As per our report of even date

For Rajeev & Ajay

Firm registration No. 009427

Chartered Accountants

Ajay Sachdeva

Partner

Membership No. : 084300



Place : New Delhi

Date : 24 June 2020

Notes	As at 31 March 2020	As at 31 March 2019
3	-	-
4	25,625	20,574
5	1,37,99,567	1,37,99,567
	1,38,25,192	1,38,20,141
6	1,00,000	1,00,000
7	(2,78,458)	(2,68,567)
	(1,78,458)	(1,68,567)
8	-	-
	5,901	11,301
9	1,39,97,749	1,39,77,407
	1,40,03,650	1,39,88,708
	1,38,25,192	1,38,20,141

2

For and on behalf of the Board of Directors of
JEMMY PROPBUILD PRIVATE LIMITED


Rajeev Chauhan
Director
DIN-8595719


Nareesh Kumar
Director
DIN-08402436

10

JEMMY PROPBUILD PRIVATE LIMITED
STATEMENT OF PROFIT AND LOSS FOR THE YEAR ENDED 31 MARCH 2020
(Amount in rupees, unless otherwise stated)

Particulars	Notes	31 March 2020	31 March 2019
Revenue		-	-
Total Income		-	-
EXPENSES			
Finance costs	10	649	89
Other expenses	11	9,242	9,729
Total Expenses		9,891	9,818
(Loss) before tax from continuing operations		(9,891)	(9,818)
Tax expense:			
Current tax		-	-
(Loss) for the year from continuing operations		(9,891)	(9,818)
Other comprehensive income		-	-
Total other comprehensive income for the year, net of tax		-	-
Total comprehensive (loss) for the year, net of tax		(9,891)	(9,818)
Earnings per equity share:	12		
(1) Basic		(0.99)	(0.98)
(2) Diluted		(0.99)	(0.98)

Summary of significant accounting policies

2

The accompanying notes are an integral part of the financial statements.

As per our report of even date

For Rajeev & Ajay


Firm registration No : 084362

Chartered Accountants

Ajay Sachdeva

Partner

Membership No. : 084362



For and on behalf of the Board of Directors of
JEMMY PROPBUILD PRIVATE LIMITED

Naveen Chauhan

Director

DIN-8595719

Naresh Kumar

Director

DIN-08402436

Place : New Delhi

Date : 24 June 2020

JERKIN PROPBUILD PRIVATE LIMITED
BALANCE SHEET AS AT 31 MARCH 2020
(Amount in rupees, unless otherwise stated)

	Notes	As at 31 March 2020	As at 31 March 2019
ASSETS			
Current assets			
Inventories	3	69,99,655	69,99,655
Financial assets			
Cash and cash equivalents	4	24,970	24,919
Other financial assets	5	34,47,244	34,47,244
Total Assets		1,04,71,869	1,04,71,818
EQUITY AND LIABILITIES			
Equity			
Equity share capital	6	1,00,000	1,00,000
Other equity	7	(1,64,613)	(1,55,323)
Total equity		(64,613)	(55,323)
LIABILITIES			
Current liabilities			
Financial liabilities			
Trade payables	8	-	-
-total outstanding dues of micro and small enterprises		5,900	11,300
-total outstanding dues other than micro and small enterprises	9	1,05,30,582	1,05,15,841
Other current liabilities			
Total liabilities		1,05,36,482	1,05,27,141
Total Equity and Liabilities		1,04,71,869	1,04,71,818
Summary of significant accounting policies			
	2		

The accompanying notes are an integral part of the financial statements.

As per our report of even date

For Rajeev & Ajay
Firm registration No : 009977N
Chartered Accountants

Ajay Sachdeva
Ajay Sachdeva
Partner
Membership No. : 084302



For and on behalf of the Board of Directors of
JERKIN PROPBUILD PRIVATE LIMITED

Ovais Ali Khan
Ovais Ali Khan
Director
DIN-08455167

N
Naresh Kumar
Director
DIN- 08402436

Place : New Delhi
Date : 24 June 2020

m

JERKIN PROPBUILD PRIVATE LIMITED
STATEMENT OF PROFIT AND LOSS FOR THE YEAR ENDED 31 MARCH 2020
(Amount in rupees, unless otherwise stated)

Particulars	Notes	31 March 2020	31 March 2019
Other income		-	-
Total Income		-	-
EXPENSES			
Finance costs	10	649	-
Other expenses	11	8,641	8,796
Total Expenses		9,290	8,796
(Loss) before tax from continuing operations		(9,290)	(8,796)
Tax expense:			
Current tax		-	-
(Loss) for the year from continuing operations		(9,290)	(8,796)
Other comprehensive income		-	-
Total other comprehensive income for the year, net of tax		-	-
Total comprehensive (loss) for the year, net of tax		(9,290)	(8,796)
Earnings per equity share:	12		
(1) Basic		(0.93)	(0.88)
(2) Diluted		(0.93)	(0.88)
Summary of significant accounting policies	2		

The accompanying notes are an integral part of the financial statements.

As per our report of even date

For Rajeev & Ajay
Firm registration No : 009977N
Chartered Accountants

Ajay Sachdeva
Partner
Membership No. : 084302



For and on behalf of the Board of Directors of
JERKIN PROPBUILD PRIVATE LIMITED


Ovais Ali Khan
Director
DIN-08455167


Naresh Kumar
Director
DIN- 08402436

Place : New Delhi
Date : 24 June 2020

JETTY PROPBUILD PRIVATE LIMITED
BALANCE SHEET AS AT 31 MARCH 2020
(Amount in rupees, unless otherwise stated)

	Notes	As at 31 March 2020	As at 31 March 2019
ASSETS			
Current assets			
Inventories	3	7,27,42,155	7,27,42,155
Financial assets			
Cash and cash equivalents	4	24,914	24,863
Total Assets		7,27,67,069	7,27,67,018
EQUITY AND LIABILITIES			
Equity			
Equity share capital	5	1,00,000	1,00,000
Other equity	6	(2,85,751)	(2,76,461)
Total equity		(1,85,751)	(1,76,461)
LIABILITIES			
Current liabilities			
Financial liabilities			
Trade payables	7	-	-
-total outstanding dues of micro and small enterprises		5,901	11,300
-total outstanding dues other than micro and small enterprises	8	7,29,46,919	7,29,32,179
Other current liabilities		7,29,52,820	7,29,43,479
Total liabilities		7,27,67,069	7,27,67,018
Total Equity and Liabilities		7,27,67,069	7,27,67,018

Summary of significant accounting policies

2

The accompanying notes are an integral part of the financial statements.

As per our report of even date

For Rajeev & Ajay
Firm registration No : 009977N
Chartered Accountants


Ajay Sachdeva
Partner
Membership No. : 084302



For and on behalf of the Board of Directors of
JETTY PROPBUILD PRIVATE LIMITED


Ovais Ali Khan
Director
DIN-08435167


Naresh Kumar
Director
DIN- 08402436

Place : New Delhi
Date : 24 June 2020

20

JETTY PROPBUILD PRIVATE LIMITED
STATEMENT OF PROFIT AND LOSS FOR THE YEAR ENDED 31 MARCH 2020
(Amount in rupees, unless otherwise stated)

Particulars	Notes	31 March 2020	31 March 2019
Revenue		-	-
Total Income		-	-
EXPENSES			
Finance costs	9	649	-
Other expenses	10	8,641	8,173
Total Expenses		9,290	8,173
(Loss) before tax from continuing operations		(9,290)	(8,173)
Tax expense:			
Current tax		-	-
(Loss) for the year from continuing operations		(9,290)	(8,173)
Other comprehensive income		-	-
Total other comprehensive income for the year, net of tax		-	-
Total comprehensive (loss) for the year, net of tax		(9,290)	(8,173)
Earnings per equity share:	11		
(1) Basic		(0.93)	(0.82)
(2) Diluted		(0.93)	(0.82)

Summary of significant accounting policies 2

The accompanying notes are an integral part of the financial statements.

As per our report of even date

For Rajeev & Ajay
Firm registration No : 009977N
Chartered Accountants

Ajay Sachdeva
Ajay Sachdeva
Partner
Membership No. : 084302



For and on behalf of the Board of Directors of
JETTY PROPBUILD PRIVATE LIMITED

Qasim Ali Khan
Qasim Ali Khan
Director
DIN-08455167

Naresh Kumar
Naresh Kumar
Director
DIN-08402436

Place : New Delhi
Date : 24 June 2020

JIG PROPBUILD PRIVATE LIMITED
BALANCE SHEET AS AT 31 MARCH 2020
(Amount in rupees, unless otherwise stated)

ASSETS

Current assets

Inventories

Financial assets

Cash and cash equivalents

Total Assets

EQUITY AND LIABILITIES

Equity

Equity share capital

Other equity

Total equity

LIABILITIES

Current liabilities

Financial liabilities

Trade payables

-total outstanding dues of micro and small enterprises

-total outstanding dues other than micro and small enterprises

Other current liabilities

Total liabilities

Total Equity and Liabilities

Summary of significant accounting policies

The accompanying notes are an integral part of the financial statements.

As per our report of even date

For Rajeev & Ajay

Firm registration No : 009977N

Chartered Accountants


Ajay Sachdeva
Partner
Membership No: 884408



Place : New Delhi
Date : 24 June 2020

Notes	As at 31 March 2020	As at 31 March 2019
3	30,36,451	30,36,451
4	24,174	20,124
	30,60,625	30,56,575
5	1,00,000	1,00,000
6	(2,79,796)	(2,70,511)
	(1,79,796)	(1,70,511)
7	-	-
8	5,900	11,301
	32,34,521	32,15,785
	32,40,421	32,27,086
	30,60,625	30,56,575

2

For and on behalf of the Board of Directors of
JIG PROPBUILD PRIVATE LIMITED


Sushma Sharma
Director
DIN-08657450


Naresh Kumar
Director
DIN- 08402436

32

JIG PROPBUILD PRIVATE LIMITED
STATEMENT OF PROFIT AND LOSS FOR THE YEAR ENDED 31 MARCH 2020
(Amount in rupees, unless otherwise stated)

Particulars	Notes	31 March 2020	31 March 2019
Revenue		-	-
Total Income		-	-
EXPENSES			
Finance costs	9	649	89
Other expenses	10	8,636	8,797
Total Expenses		9,285	8,886
(Loss) before tax from continuing operations		(9,285)	(8,886)
Tax expense:			
Current tax		-	-
(Loss) for the year from continuing operations		(9,285)	(8,886)
Other comprehensive income		-	-
Total other comprehensive income for the year, net of tax		-	-
Total comprehensive (loss) for the year, net of tax		(9,285)	(8,886)
Earnings per equity share:	11		
(1) Basic		(0.93)	(0.89)
(2) Diluted		(0.93)	(0.89)
Summary of significant accounting policies	2		


The accompanying notes are an integral part of the financial statements.

As per our report of even date

For Rajeev & Ajay
Firm registration No. 00897781
Chartered Accountants

Ajay Sachdeva
Partner
Membership No. : 084302

For and on behalf of the Board of Directors of
JIG PROPBUILD PRIVATE LIMITED


Sushma Sharma
Director
DIN-08657450


Naresh Kumar
Director
DIN- 08402436

Place : New Delhi
Date : 24 June 2020

JIVE PROPBUILD PRIVATE LIMITED
BALANCE SHEET AS AT 31 MARCH 2020
(Amount in rupees, unless otherwise stated)

	Note	As at 31 March 2020	As at 31 March 2019
ASSETS			
Current assets			
Inventories	3	1,08,027	1,08,027
Financial assets			
Cash and cash equivalents	4	24,379	20,329
Other current assets	5	-	-
Total Assets		1,32,406	1,28,356
EQUITY AND LIABILITIES			
Equity			
Equity share capital	6	1,00,000	1,00,000
Other equity	7	(2,78,158)	(2,68,561)
Total equity		(1,78,158)	(1,68,561)
LIABILITIES			
Current liabilities			
Financial liabilities			
Trade payables	8	-	-
-total outstanding dues of micro and small enterprises		5,901	11,301
-total outstanding dues other than micro and small enterprises	9	3,04,663	2,85,616
Other current liabilities		3,10,564	2,96,917
Total liabilities		3,10,564	2,96,917
Total Equity and Liabilities		1,32,406	1,28,356

Summary of significant accounting policies

2

The accompanying notes are an integral part of the financial statements.

As per our report of even date

For Rajeev & Ajay
Firm registration No : 009977N
Chartered Accountants

Ajay Sachdev
Partner
Membership No. 084302



For and on behalf of the Board of Directors of
JIVE PROPBUILD PRIVATE LIMITED

Sushma
Sushma Sharma
Director
DIN-08657450

N
Naresh Kumar
Director
DIN- 08402436

Place : New Delhi
Date : 24 June 2020

JIVE PROPBUILD PRIVATE LIMITED
STATEMENT OF PROFIT AND LOSS FOR THE YEAR ENDED 31 MARCH 2020
(Amount in rupees, unless otherwise stated)

Particulars	Notes	31 March 2020	31 March 2019
Revenue		-	-
Total Income (I)		-	-
EXPENSES			
Finance costs	10	649	89
Other expenses	11	8,948	8,485
Total Expenses (II)		9,597	8,574
(Loss) before tax from continuing operations (I-II)		(9,597)	(8,574)
Tax expense:			
Current tax		-	-
(Loss) for the year from continuing operations		(9,597)	(8,574)
Other comprehensive income		-	-
Total other comprehensive income for the year, net of tax		-	-
Total comprehensive (loss) for the year, net of tax		(9,597)	(8,574)
Earnings per equity share:	12		
(1) Basic		(0.96)	(0.86)
(2) Diluted		(0.96)	(0.86)
Summary of significant accounting policies	2		

The accompanying notes are an integral part of the financial statements.

As per our report of even date

For Rajeev & Ajay
Firm registration No : 009977N
Chartered Accountants

Ajay Sachdeva
Partner
Membership No. 1084202



For and on behalf of the Board of Directors of
JIVE PROPBUILD PRIVATE LIMITED

Sushma Sharma
Director
DIN-08657450

Naresh Kumar
Director
DIN- 08402436

Place : New Delhi
Date : 24 June 2020

JUHI PROMOTERS PRIVATE LIMITED
BALANCE SHEET AS AT 31 MARCH 2020
(Amount in Rupees, unless otherwise stated)

ASSETS

Current assets

Financial assets

Cash and cash equivalents

Other financial assets

Total Assets

EQUITY AND LIABILITIES

Equity

Equity share capital

Other equity

Total equity

LIABILITIES

Current liabilities

Financial liabilities

Trade payables

-total outstanding dues of micro and small enterprises

-total outstanding dues other than micro and small enterprises

Provisions

Total liabilities

Total Equity and Liabilities

Summary of significant accounting policies

The accompanying notes are an integral part of the financial statements.

As per our report of even date

For MNV & CO.

Firm Reg. No.: 023682N

Chartered Accountants

Vikrant Suri

Partner

Membership No.: 505887

Place : New Delhi

Date : 24 June 2020

Notes	As at 31 March 2020	As at 31 March 2019
3	18,038	14,587
4	1,118,572	1,131,400
	1,136,610	1,145,987
5	100,000	100,000
6	1,022,754	1,032,131
	1,122,754	1,132,131
7	-	-
	5,901	5,901
8	7,955	7,955
	13,856	13,856
	1,136,610	1,145,987

2

For and on behalf of the Board of Directors of
JUHI PROMOTERS PRIVATE LIMITED

N

Naresh Kumar

Director

DIN-08402436

Bhavaniprasad

Korada Bhavaniprasad

Director

DIN-08129240

2m

JUHI PROMOTERS PRIVATE LIMITED
STATEMENT OF PROFIT AND LOSS FOR THE YEAR ENDED 31 MARCH 2020
(Amount in Rupees, unless otherwise stated)

Particulars	Notes	31 March 2020	31 March 2019
Revenue Income		-	-
Total Income		-	-
EXPENSES			
Other expenses	9	8,728	10,143
Finance costs	10	649	173
Total Expenses		9,377	10,316
Profit/(Loss) before tax		(9,377)	(10,316)
Tax expense:			
Current tax		-	-
Profit/(Loss) for the year		(9,377)	(10,316)
Other comprehensive income/(loss)		-	-
Total other comprehensive income/(loss) for the year, net of tax		-	-
Total comprehensive income/(loss) for the year, net of tax		(9,377)	(10,316)
Earnings per equity share:	11		
(1) Basic		(0.94)	(1.03)
(2) Diluted		(0.94)	(1.03)
Summary of significant accounting policies	2		

The accompanying notes are an integral part of the financial statements.

As per our report of even date

For MNV & CO.
Firm Reg. No.: 023682N
Chartered Accountants

Vikrant Suri
Partner
Membership No.: 505887

For and on behalf of the Board of Directors of
JUHI PROMOTERS PRIVATE LIMITED

Naresh Kumar
Director
DIN-08402436

Korada Bhavaniprasad
Director
DIN-08129240

Place : New Delhi
Date : 24 June 2020

KAMDHENU PROJECTS PRIVATE LIMITED
STANDALONE BALANCE SHEET AS AT 31 MARCH 2020
(Amount in rupees, unless otherwise stated)

	Notes	As at 31 March 2020	As at 31 March 2019
ASSETS			
Non-current assets			
Financial Assets			
Investments	3	600,000	600,000
		<u>600,000</u>	<u>600,000</u>
Current assets			
Inventories	4	291,642,620	291,642,620
Financial assets			
Cash and cash equivalents	5	257	9,136
Other financial assets	6	23,167,001	23,167,001
Other current assets	7	29,534,644	29,534,644
		<u>344,344,523</u>	<u>344,353,421</u>
Total Assets		<u>344,944,523</u>	<u>344,953,421</u>
EQUITY AND LIABILITIES			
Equity			
Equity share capital	8	100,000	100,000
Other equity	9	(53,658,399)	(53,630,577)
Total equity		<u>(53,558,399)</u>	<u>(53,530,577)</u>
LIABILITIES			
Current liabilities			
Financial liabilities			
Trade payables	10	-	-
-total outstanding dues of micro and small enterprises		5,900	14,000
-total outstanding dues other than micro and small enterprises			
Other current liabilities	11	398,497,022	398,469,598
Total liabilities		<u>398,502,922</u>	<u>398,483,598</u>
Total Equity and Liabilities		<u>344,944,523</u>	<u>344,953,421</u>

Summary of significant accounting policies

2

The accompanying notes are an integral part of the financial statements

As per our report of even date

For MNV & CO.

Firm Reg. No.: 023682N

Chartered Accountants

Vinod Shah

Partner

Membership No.: 505887

NEW DELHI

Place : New Delhi

Date : 24 June 2020

For and on behalf of the Board of Directors of

KAMDHENU PROJECTS PRIVATE LIMITED

Sushma Sharma

Director

DIN-08657450

Naresh Kumar

Director

DIN-08402436

KAMDHENU PROJECTS PRIVATE LIMITED
STANDALONE STATEMENT OF PROFIT AND LOSS FOR THE YEAR ENDED 31 MARCH 2020
(Amount in rupees, unless otherwise stated)

Particulars	Notes	31 March 2020	31 March 2019
Other income	12	-	84,670,356
Total Income		-	84,670,356
EXPENSES			
Other expenses	13	27,173	84,717,355
Finance costs	14	649	354
Total Expenses		27,822	84,717,709
(Loss) before tax from continuing operations		(27,822)	(47,353)
Tax expense:			
Current tax		-	-
(Loss) for the year from continuing operations		(27,822)	(47,353)
Other comprehensive income		-	-
Total other comprehensive income for the year, net of tax		-	-
Total comprehensive income/(loss) for the year, net of tax		(27,822)	(47,353)
Earnings per equity share:	15		
(1) Basic		(2.78)	(4.74)
(2) Diluted		(2.78)	(4.74)

Summary of significant accounting policies

2

The accompanying notes are an integral part of the financial statements.

As per our report of even date

For MNV & CO.

Firm Reg. No.: 023682N

Chartered Accountants



Vikram Suri

Partner

Membership No. 505887

For and on behalf of the Board of Directors of

KAMDHENU PROJECTS PRIVATE LIMITED


Sushma Sharma
Director

DIN-08657450


Naresh Kumar
Director

DIN-08402436

Place : New Delhi

Date : 24 June 2020

KARTIKAY BUILDWELL PRIVATE LIMITED
BALANCE SHEET AS AT 31 MARCH 2020
(Amount in Rupees, unless otherwise stated)

ASSETS

Non-current assets

Property, plant and equipment

Current assets

Financial assets

Cash and cash equivalents

Other current assets

Total assets

EQUITY AND LIABILITIES

Equity

Equity share capital

Other equity

Retained Earnings

Total equity

LIABILITIES

Current liabilities

Financial liabilities

Trade payables

-total outstanding dues of micro and small enterprises

-total outstanding dues other than micro and small enterprises

Other current liabilities

Provisions

Total liabilities

Total equity and liabilities

Summary of significant accounting policies

The accompanying notes are an integral part of the financial statements.

As per our report of even date

For MNV & CO.
Firm Reg. No.: 023682N
Chartered Accountants



Vikrant Singh
Partner
Membership No.: 505887

Place : New Delhi
Date : 24 June 2020

Notes	As at 31 March 2020	As at 31 March 2019
3	-	-
4	30,495	23,464
5	-	-
	<u>30,495</u>	<u>23,464</u>
6	100,000	100,000
7	(28,931,776)	(28,770,314)
	<u>(28,831,776)</u>	<u>(28,670,314)</u>
8	-	-
	20,801	19,401
9	28,829,490	28,661,797
10	11,980	9,830
	<u>28,862,271</u>	<u>28,693,178</u>
	<u>30,495</u>	<u>23,464</u>

2

For and on behalf of the Board of Directors of
KARTIKAY BUILDWELL PRIVATE LIMITED


Navneet Kaur
Director
DIN- 08324165


Naresh Kumar
Director
DIN- 08402436

KARTIKAY BUILDWELL PRIVATE LIMITED
STATEMENT OF PROFIT AND LOSS FOR THE YEAR ENDED 31 MARCH 2020
(Amount in Rupees, unless otherwise stated)

Particulars	Notes	31 March 2020	31 March 2019
Other income	11	9,180	-
Total income		9,180	-
EXPENSES			
Finance costs	12	649	3,967
Other expenses	13	169,993	31,971
Total Expenses		170,642	35,938
Profit/(Loss) before tax		(161,462)	(35,938)
Tax expense:			
Current tax		(161,462)	(35,938)
Profit/(Loss) for the year from operations		-	-
Other comprehensive income		-	-
Total other comprehensive income for the year, net of tax		-	-
Total comprehensive income/(loss) for the year, net of tax		(161,462)	(35,938)
Earnings per equity share:	14		
(1) Basic		(16.15)	(3.59)
(2) Diluted		(16.15)	(3.59)

Summary of significant accounting policies 2

The accompanying notes are an integral part of the financial statements.

As per our report of even date

For MNV & CO.
Firm Reg. No.: 023682N
Chartered Accountants

Vikrant Suri
Partner
Membership No.: 505887

For and on behalf of the Board of Directors of
KARTIKAY BUILDWELL PRIVATE LIMITED

Navneet Kaur
Director
DIN- 08324165

Naresh Kumar
Director
DIN- 08402436

Place : New Delhi
Date : 24 June 2020

KAYAK PROPBUILD PRIVATE LIMITED
BALANCE SHEET AS AT 31 MARCH 2020
(Amount in rupees, unless otherwise stated)


	Notes	As at 31 March 2020	As at 31 March 2019
ASSETS			
Current assets			
Inventories	3	37,52,674	37,52,674
Financial assets			
Cash and cash equivalents	4	25,190	20,140
Total Assets		37,77,864	37,72,814
EQUITY AND LIABILITIES			
Equity			
Equity share capital	5	1,00,000	1,00,000
Other equity	6	(2,80,018)	(2,70,724)
Total equity		(1,80,018)	(1,70,724)
LIABILITIES			
Current liabilities			
Financial liabilities			
Trade payables	7	-	-
-total outstanding dues of micro and small enterprises		-	-
-total outstanding dues other than micro and small enterprises		5,900	11,301
Other current liabilities	8	39,51,982	39,32,237
Total liabilities		39,57,882	39,43,538
Total Equity and Liabilities		37,77,864	37,72,814
Summary of significant accounting policies			
	2		

The accompanying notes are an integral part of the financial statements.

As per our report of even date

For Rajeev & Ajay
Firm registration No : 0090773
Chartered Accountants

Ajay Sachdeva
Partner
Membership No. : 084302



For and on behalf of the Board of Directors of
KAYAK PROPBUILD PRIVATE LIMITED

Suman Jain
Suman Jain
Director
DIN-08385675

Sushma Sharma
Sushma Sharma
Director
DIN-08657450

Place : New Delhi
Date : 24 June 2020

m

KAYAK PROPBUILD PRIVATE LIMITED
STATEMENT OF PROFIT AND LOSS FOR THE YEAR ENDED 31 MARCH 2020
(Amount in rupees, unless otherwise stated)

Particulars	Notes	31 March 2020	31 March 2019
Revenue		-	-
Total Income (I)		-	-
EXPENSES			
Finance costs	9	649	89
Other expenses	10	8,645	8,484
Total Expenses (II)		9,294	8,573
(Loss) before tax from continuing operations (I-II)		(9,294)	(8,573)
Tax expense:			
Current tax		-	-
(Loss) for the year from continuing operations		(9,294)	(8,573)
Other comprehensive income		-	-
Total other comprehensive income for the year, net of tax		-	-
Total comprehensive (loss) for the year, net of tax		(9,294)	(8,573)
Earnings per equity share:	11		
(1) Basic		(0.93)	(0.86)
(2) Diluted		(0.93)	(0.86)

Summary of significant accounting policies

2

The accompanying notes are an integral part of the financial statements.

As per our report of even date

For Rajeev & Ajay
Firm registration No : 009977N
Chartered Accountants

Ajay Sachdeva
Partner
Membership No. 084302



For and on behalf of the Board of Directors of
KAYAK PROPBUILD PRIVATE LIMITED

Suman Jain
Director
DIN-08385675

Suman

Sushma Sharma
Director
DIN-08657450

Sushma

Place : New Delhi
Date : 24 June 2020

KEDGE PROPBUILD PRIVATE LIMITED
BALANCE SHEET AS AT 31 MARCH 2020
(Amount in rupees, unless otherwise stated)

	Notes	As at 31 March 2020	As at 31 March 2019
ASSETS			
Current assets			
Inventories	3	6,55,31,354	6,55,31,354
Financial assets			
Cash and cash equivalents	4	24,727	19,698
Total Assets		6,55,56,081	6,55,51,052
EQUITY AND LIABILITIES			
Equity			
Equity share capital	5	1,00,000	1,00,000
Other equity	6	3,88,104	3,93,982
Total equity		4,88,104	4,93,982
LIABILITIES			
Current liabilities			
Financial liabilities			
Trade payables	7	-	-
-total outstanding dues of micro and small enterprises		-	-
-total outstanding dues other than micro and small enterprises		5,900	11,302
Other current liabilities	8	6,50,62,077	6,50,45,768
Total liabilities		6,50,67,977	6,50,57,070
Total Equity and Liabilities		6,55,56,081	6,55,51,052
Summary of significant accounting policies	2		

The accompanying notes are an integral part of the financial statements.

As per our report of even date

For Rajeev & Ajay
Firm registration No. 084302
Chartered Accountants

Ajay Sachdeva
Partner
Membership No. : 084302



For and on behalf of the Board of Directors of
KEDGE PROPBUILD PRIVATE LIMITED

Sushma
Sushma Sharma
Director
DIN-08657450

Suman
Suman Jain
Director
DIN-08385675

Place : New Delhi
Date : 24 June 2020

21

KEDGE PROPBUILD PRIVATE LIMITED
STATEMENT OF PROFIT AND LOSS FOR THE YEAR ENDED 31 MARCH 2020
(Amount in rupees, unless otherwise stated)

Particulars	Notes	31 March 2020	31 March 2019
Revenue From Operations	9	3,438	-
Total Income (I)		3,438	-
EXPENSES			
Finance costs	10	671	89
Other expenses	11	8,645	9,315
Total Expenses (II)		9,316	9,404
(Loss) before tax from continuing operations (I-II)		(5,878)	(9,404)
Tax expense			
Current tax		-	-
(Loss) for the year from continuing operations		(5,878)	(9,404)
Other comprehensive income		-	-
Total other comprehensive income for the year, net of tax		-	-
Total comprehensive (loss) for the year, net of tax		(5,878)	(9,404)
Earnings per equity share:	12		
(1) Basic		(0.59)	(0.94)
(2) Diluted		(0.59)	(0.94)

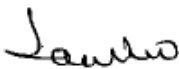
Summary of significant accounting policies

2

The accompanying notes are an integral part of the financial statements.

As per our report of even date

For **Rajeev & Ajay**
Firm registration No : 009977N
Chartered Accountants


Ajay Sachdeva
Partner
Membership No. : 084302



For and on behalf of the Board of Directors of
KEDGE PROPBUILD PRIVATE LIMITED


Sushma Sharma
Director
DIN-08657450


Suman Jain
Director
DIN-08385675

Place : New Delhi
Date : 24 June 2020

KESTREL PROPBUILD PRIVATE LIMITED
BALANCE SHEET AS AT 31 MARCH 2020
(Amount in rupees, unless otherwise stated)

	Notes	As at 31 March 2020	As at 31 March 2019
ASSETS			
Current assets			
Inventories	3	1,01,63,672	1,01,63,672
Financial assets			
Cash and cash equivalents	4	24,861	24,810
Other financial assets	5	22,76,873	22,76,873
Total Assets		1,24,65,406	1,24,65,355
EQUITY AND LIABILITIES			
Equity			
Equity share capital	6	1,00,000	1,00,000
Other equity	7	(2,35,229)	(2,26,550)
Total equity		(1,35,229)	(1,26,550)
LIABILITIES			
Current liabilities			
Financial liabilities			
Trade payables	8	-	-
-total outstanding dues of micro and small enterprises		-	-
-total outstanding dues other than micro and small enterprises		5,900	11,301
Other current liabilities	9	1,25,94,735	1,25,80,604
Total liabilities		1,26,00,635	1,25,91,905
Total Equity and Liabilities		1,24,65,406	1,24,65,355
Summary of significant accounting policies	2		

The accompanying notes are an integral part of the financial statements.

As per our report of even date

For Rajeev & Ajay

Firm registration No. 0009708


Chartered Accountants


Ajay Sachdeva
Partner
Membership No. : 084302



For and on behalf of the Board of Directors of
KESTREL PROPBUILD PRIVATE LIMITED


Mayank Sharma
Director
DIN-08129100


Shaji Kumar Sasidharan
Director
DIN-07119343

Place : New Delhi
Date : 24 June 2020

KESTREL PROPBUILD PRIVATE LIMITED
STATEMENT OF PROFIT AND LOSS FOR THE YEAR ENDED 31 MARCH 2020
(Amount in rupees, unless otherwise stated)

Particulars	Notes	31 March 2020	31 March 2019
Revenue		-	-
Total Income (I)		-	-
EXPENSES			
Finance costs	10	649	-
Other expenses	11	8,030	9,732
Total Expenses (II)		8,679	9,732
(Loss) before tax from continuing operations (I-II)		(8,679)	(9,732)
Tax expense:			
Current tax		-	-
(Loss) for the year from continuing operations		(8,679)	(9,732)
Other comprehensive income		-	-
Total other comprehensive income for the year, net of tax		-	-
Total comprehensive (loss) for the year, net of tax		(8,679)	(9,732)
Earnings per equity share:	12		
(1) Basic		(0.87)	(0.97)
(2) Diluted		(0.87)	(0.97)

Summary of significant accounting policies

2

The accompanying notes are an integral part of the financial statements.

As per our report of even date

For Rajeev & Ajay

Firm registration No. 009917N
Chartered Accountants

Ajay Sachdev
Partner
Membership No. 084302



For and on behalf of the Board of Directors of
KESTREL PROPBUILD PRIVATE LIMITED

Mayank Sharma

Mayank Sharma
Director
DIN-08129100

Shaji Kumar Sasidharan

Shaji Kumar Sasidharan
Director
DIN-07119343


Place : New Delhi
Date : 24 June 2020

KISMET PROPBUILD PRIVATE LIMITED
BALANCE SHEET AS AT 31 MARCH 2020
(Amount in rupees, unless otherwise stated)

	Notes	As at 31 March 2020	As at 31 March 2019
ASSETS			
Current assets			
Inventories	3	16,90,11,829	16,90,11,829
Financial assets			
Cash and cash equivalents	4	24,518	20,468
Other current assets	5	8,37,61,371	21,67,94,803
Total Assets		25,27,97,718	38,58,27,100
EQUITY AND LIABILITIES			
Equity			
Equity share capital	6	1,00,000	1,00,000
Other equity	7	(13,35,17,225)	(4,74,508)
Total equity		(13,34,17,225)	(3,74,508)
LIABILITIES			
Current liabilities			
Financial liabilities			
Trade payables	8	-	-
-total outstanding dues of micro and small enterprises		-	-
-total outstanding dues other than micro and small enterprises		5,900	11,302
Other current liabilities	9	38,62,09,043	38,61,90,306
Total liabilities		38,62,14,943	38,62,01,608
Total Equity and Liabilities		25,27,97,718	38,58,27,100
Summary of significant accounting policies			
	2		

The accompanying notes are an integral part of the financial statements.

As per our report of even date .

For Rajeev & Ajay
Firm registration No. 009977N
Chartered Accountants

Ajay Sachdeva
Partner
Membership No. 084302

For and on behalf of the Board of Directors of
KISMET PROPBUILD PRIVATE LIMITED


Ajay Kumar
Director
DIN- 08028800


Navjot Singh Wasir
Director
DIN-08398514

Place : New Delhi
Date : 24 June 2020

KISMET PROPBUILD PRIVATE LIMITED
STATEMENT OF PROFIT AND LOSS FOR THE YEAR ENDED 31 MARCH 2020
(Amount in rupees, unless otherwise stated)

Particulars	Notes	31 March 2020	31 March 2019
Other income		-	-
Total Income (I)		-	-
EXPENSES			
Finance costs	10	649	89
Other expenses	11	8,636	8,796
Total Expenses (II)		9,285	8,885
(Loss) before tax from continuing operations (I-II)		(9,285)	(8,885)
Exceptional items:			
Provision for doubtful advances		13,30,33,432	-
(Loss) before tax from continuing operations		(13,30,42,717)	(8,885)
Tax expense:			
Current tax		-	-
(Loss) for the year from continuing operations		(13,30,42,717)	(8,885)
Other comprehensive income		-	-
Total other comprehensive income for the year, net of tax		-	-
Total comprehensive (loss) for the year, net of tax		(13,30,42,717)	(8,885)
Earnings per equity share:	12		
(1) Basic		(13,304.27)	(0.89)
(2) Diluted		(13,304.27)	(0.89)

Summary of significant accounting policies

2

The accompanying notes are an integral part of the financial statements.

As per our report of even date

For Rajeev & Ajay
Firm registration No : 009977N
Chartered Accountants
NEW DELHI
Ajay Sachdeva
Partner
Membership No. : 084302

For and on behalf of the Board of Directors of
KISMET PROPBUILD PRIVATE LIMITED

Ajay Kumar
Director
DIN- 08028800

Navjot Singh Wasir
Director
DIN-08398514

Place : New Delhi
Date : 24 June 2020

KNOLL PROPBUILD PRIVATE LIMITED
BALANCE SHEET AS AT 31 MARCH 2020
(Amount in rupees, unless otherwise stated)

	Notes	As at 31 March 2020	As at 31 March 2019
ASSETS			
Current assets			
Inventories	3	7,49,84,505	7,49,84,505
Financial assets			
Cash and cash equivalents	4	24,492	20,441
Total Assets		7,50,08,997	7,50,04,946
EQUITY AND LIABILITIES			
Equity			
Equity share capital	5	1,00,000	1,00,000
Other equity	6	(1,49,052)	(1,39,767)
Total equity		(49,052)	(39,767)
LIABILITIES			
Current liabilities			
Financial liabilities			
Trade payables	7	-	-
- total outstanding dues of micro and small enterprises		5,902	11,302
- total outstanding dues other than micro and small enterprises			
Other current liabilities	8	7,50,52,147	7,50,33,411
Total liabilities		7,50,58,049	7,50,44,713
Total Equity and Liabilities		7,50,08,997	7,50,04,946

Summary of significant accounting policies

2

The accompanying notes are an integral part of the financial statements.

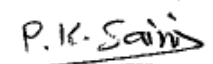
As per our report of even date

For Rajeev & Ajay
Firm registration No: 009977N
Chartered Accountants

Ajay Sachdeva
Partner
Membership No. 084302

For and on behalf of the Board of Directors of
KNOLL PROPBUILD PRIVATE LIMITED


Manish Kumar
Director
DIN-08376570


Prevesh Kumar
Director
DIN-07256929

Place : New Delhi
Date : 24 June 2020

KNOLL PROPBUILD PRIVATE LIMITED
STATEMENT OF PROFIT AND LOSS FOR THE YEAR ENDED 31 MARCH 2020
(Amount in rupees, unless otherwise stated)

Particulars	Notes	31 March 2020	31 March 2019
Revenue		-	-
Total Income (I)		-	-
EXPENSES			
Finance costs	9	649	89
Other expenses	10	8,636	12,536
Total Expenses (II)		9,285	12,625
(Loss) before tax from continuing operations (I-II)		(9,285)	(12,625)
Tax expense:			
Current tax		-	-
(Loss) for the year from continuing operations		(9,285)	(12,625)
Other comprehensive income		-	-
Total other comprehensive income for the year, net of tax		-	-
Total comprehensive (loss) for the year, net of tax		(9,285)	(12,625)
Earnings per equity share:	11		
(1) Basic		(0.93)	(1.26)
(2) Diluted		(0.93)	(1.26)


Summary of significant accounting policies 2

The accompanying notes are an integral part of the financial statements.

As per our report of even date

For Rajeev & Ajay
Firm registration No : 009977N
Chartered Accountants

Ajay Sachdeva
Partner
Membership No: 082402



For and on behalf of the Board of Directors of
KNOLL PROPBUILD PRIVATE LIMITED

Manish Kumar
Director
DIN-08376570

P.K. Saini
Prevesh Kumar
Director
DIN-07256929

Place : New Delhi
Date : 24 June 2020

KUDOS PROPBUILD PRIVATE LIMITED
BALANCE SHEET AS AT 31 MARCH 2020
(Amount in Rupees, unless otherwise stated)

	Notes	As at 31 March 2020	As at 31 March 2019
ASSETS			
Current assets			
Financial assets			
Cash and cash equivalents	3	25,044	24,993
Total Assets		25,044	24,993
EQUITY AND LIABILITIES			
Equity			
Equity share capital	4	1,00,000	1,00,000
Other equity	5	(1,97,367)	(1,86,696)
Total equity		(97,367)	(86,696)
LIABILITIES			
Current liabilities			
Financial liabilities			
Trade payables	6	-	-
-total outstanding dues of micro and small enterprises		5,900	11,300
-total outstanding dues other than micro and small enterprises		1,16,511	1,00,389
Other current liabilities	7	1,22,411	1,11,689
Total liabilities		25,044	24,993
Total Equity and Liabilities		25,044	24,993
Summary of significant accounting policies	2		

The accompanying notes are an integral part of the financial statements.

As per our report of even date

For Rajeev & Ajay
Firm registration No.: 009977N
Chartered Accountants/

Ajay Sachdeva
Partner
Membership No.: 084302

For and on behalf of the Board of Directors of
KUDOS PROPBUILD PRIVATE LIMITED

Seema Shekher
Director
DIN-08376730

Bharat Bhushan Garg
Director
DIN-01669048

Place : New Delhi
Date : 24 June 2020

KUDOS PROPBUILD PRIVATE LIMITED
STATEMENT OF PROFIT AND LOSS FOR THE YEAR ENDED 31 MARCH 2020
(Amount in Rupees, unless otherwise stated)

Particulars	Notes	31 March 2020	31 March 2019
Revenue		-	-
Total Income (I)		-	-
EXPENSES			
Finance costs	8	649	-
Other expenses	9	10,022	8,171
Total Expenses (II)		10,671	8,171
Profit/(Loss) before tax from continuing operations (I-II)		(10,671)	(8,171)
Tax expense:			
Current Tax		-	-
Profit/(Loss) for the year from continuing operations		(10,671)	(8,171)
Other Comprehensive Income		-	-
Total other comprehensive income for the year, net of tax		-	-
Total comprehensive income/(loss) for the year, net of tax		(10,671)	(8,171)
Earnings per equity share (computed on the basis of profit/(loss) for the year):	10		
(1) Basic		(1.07)	(0.82)
(2) Diluted		(1.07)	(0.82)

Summary of significant accounting policies

2


The accompanying notes are an integral part of the financial statements.

As per our report of even date

For Rajeev & Ajay
Firm registration No. : 0099771
Chartered Accountants

Ajay Sachdeva
Partner
Membership No. : 084302

For and on behalf of the Board of Directors of
KUDOS PROPBUILD PRIVATE LIMITED


Seema Shekher
Director
DIN-08376730


Bharat Bhugan Garg
Director
DIN-01669048

Place : New Delhi
Date : 24 June 2020

LADLE PROPBUILD PRIVATE LIMITED
BALANCE SHEET AS AT 31 MARCH 2020
(Amount in rupees, unless otherwise stated)

	Notes	As at 31 March 2020	As at 31 March 2019
ASSETS			
Current assets			
Inventories	3	11,57,05,655	12,19,33,154
Financial assets			
Cash and cash equivalents	4	24,770	24,969
Other financial assets	5	57,90,134	57,90,134
Other current assets	6	7,76,809	7,77,509
Total Assets		12,22,97,368	12,85,25,766
EQUITY AND LIABILITIES			
Equity			
Equity share capital	7	1,00,000	1,00,000
Other equity	8	(12,21,998)	(12,24,007)
Total equity		(11,21,998)	(11,24,007)
LIABILITIES			
Current liabilities			
Financial liabilities			
Trade payables	9		
-total outstanding dues of micro and small enterprises			
-total outstanding dues other than micro and small enterprises		5,900	11,299
Other current liabilities	10	12,34,13,466	12,96,38,474
Total liabilities		12,34,19,366	12,96,49,773
Total Equity and Liabilities		12,22,97,368	12,85,25,766

Summary of significant accounting policies

2

The accompanying notes are an integral part of the financial statements.

As per our report of even date

For Rajeev & Ajay

Firm registration No. 166097
Chartered Accountants

Ajay Sachdev
Partner
Membership No. : 084302

Place : New Delhi
Date : 24 June 2020

For and on behalf of the Board of Directors of
LADLE PROPBUILD PRIVATE LIMITED

Manish Kumar
Director
DIN-08376570

P. K. Saini
Director
DIN-07256929

LADLE PROPBUILD PRIVATE LIMITED
STATEMENT OF PROFIT AND LOSS FOR THE YEAR ENDED 31 MARCH 2020
(Amount in rupees, unless otherwise stated)

Particulars	Notes	31 March 2020	31 March 2019
Revenue From Operations	11	12,499	-
Other income	12	-	77,96,937
Total Income (I)		12,499	77,96,937
EXPENSES			
Finance costs	13	649	59
Other expenses	14	9,141	78,04,796
Total Expenses (II)		9,790	78,04,855
Profit/(Loss) before tax from continuing operations (I-II)		2,709	(7,918)
Tax expense:			
Current tax		700	-
Profit/(Loss) for the year from continuing operations		2,009	(7,918)
Other comprehensive income		-	-
Total other comprehensive income for the year, net of tax		-	-
Total comprehensive (loss) for the year, net of tax		2,009	(7,918)
Earnings per equity share:	15		
(1) Basic		0.20	(0.79)
(2) Diluted		0.20	(0.79)

Summary of significant accounting policies

2

The accompanying notes are an integral part of the financial statements.

As per our report of even date

For Rajeev & Ajay
Firm registration No. 009977N
Chartered Accountants
NEW DELHI
Ajay Sachdeva
Partner
Membership No. : 084302

For and on behalf of the Board of Directors of
LADLE PROPBUILD PRIVATE LIMITED

M. K.
Manish Kumar
Director
DIN-08376570

P. K. Saini
Prevesh Kumar
Director
DIN-07256929

Place : New Delhi
Date : 24 June 2020

LAVISH PROPBUILD PRIVATE LIMITED
BALANCE SHEET AS AT 31 MARCH 2020
(Amount in rupees, unless otherwise stated)

ASSETS

Current assets

Financial assets
Cash and cash equivalents
Other current assets
Total Assets

Notes	As at 31 March 2020	As at 31 March 2019
3	24,033	20,000
4	-	8,00,00,000
	24,033	8,00,20,000

EQUITY AND LIABILITIES

Equity

Equity share capital
Other equity
Total equity

5	1,00,000	1,00,000
6	(8,35,49,060)	(35,39,757)
	(8,34,49,060)	(34,39,757)

LIABILITIES

Current liabilities

Financial liabilities
Trade payables
-total outstanding dues of micro and small enterprises
-total outstanding dues other than micro and small enterprises
Other current liabilities
Total liabilities

7	5,900	11,301
8	8,34,67,193	8,34,48,456
	8,34,73,093	8,34,59,757
	24,033	8,00,20,000

Total Equity and Liabilities

Summary of significant accounting policies

2

The accompanying notes are an integral part of the financial statements.

As per our report of even date

For Rajeev & Ajay
Firm registration No : 009977N
Chartered Accountants

Ajay Sachdeva
Ajay Sachdeva
Partner
Membership No. : 084302



For and on behalf of the Board of Directors of
LAVISH PROPBUILD PRIVATE LIMITED

Shah Maqbool Alam
Shah Maqbool Alam
Director
DIN-06694170

Navjot Singh Wasir
Navjot Singh Wasir
Director
DIN-08398514

Place : New Delhi
Date : 24 June 2020

LAVISH PROPBUILD PRIVATE LIMITED
STATEMENT OF PROFIT AND LOSS FOR THE YEAR ENDED 31 MARCH 2020
(Amount in rupees, unless otherwise stated)

Particulars	Notes	31 March 2020	31 March 2019
Revenue		-	-
Total Income (I)		-	-
EXPENSES			
Finance costs	9	667	940
Other expenses	10	8,636	8,172
Total Expenses (II)		9,303	9,112
(Loss) before tax and exceptional items from continuing operations (I-II)		(9,303)	(9,112)
Exceptional items:			
Provision for doubtful advances		8,00,00,000	-
(Loss) before tax from continuing operations		(8,00,09,303)	(9,112)
Tax expense:			
Current tax		-	-
(Loss) for the year from continuing operations		(8,00,09,303)	(9,112)
Other comprehensive income		-	-
Total other comprehensive income for the year, net of tax		-	-
Total comprehensive (loss) for the year, net of tax		(8,00,09,303)	(9,112)
Earnings per equity share:	11		
(1) Basic		(8,000.93)	(0.91)
(2) Diluted		(8,000.93)	(0.91)

Summary of significant accounting policies

2

The accompanying notes are an integral part of the financial statements.

As per our report of even date

For Rajeev & Ajay
Firm registration No : 009977N
Chartered Accountants

Ajay Sachdeva
Partner
Membership No. : 084302



For and on behalf of the Board of Directors of
LAVISH PROPBUILD PRIVATE LIMITED

Shah Maqbool Alam
Director
DIN-06694170

Navjot Singh Wasir
Director
DIN-08398514

Place : New Delhi
Date : 24 June 2020

LEGEND BUILDCON PRIVATE LIMITED
BALANCE SHEET AS AT 31 MARCH 2020
(Amount in Rupees, unless otherwise stated)

	Notes	As at 31 March 2020	As at 31 March 2019
ASSETS			
Non-current assets			
Financial assets			
Investments	3	9,53,03,898	9,53,03,898
		<u>9,53,03,898</u>	<u>9,53,03,898</u>
Current assets			
Inventories	4	14,61,79,997	14,61,79,997
Financial assets			
Cash and cash equivalents	5	56,096	24,179
Other financial assets	6	1,38,13,411	1,38,13,411
Other current assets	7	22,970	57,202
Total Assets		<u>25,53,76,372</u>	<u>25,53,78,687</u>
EQUITY AND LIABILITIES			
Equity			
Equity share capital	8	1,00,000	1,00,000
Other equity	9	(1,04,74,186)	(97,94,067)
Total equity		<u>(1,03,74,186)</u>	<u>(96,94,067)</u>
LIABILITIES			
Current liabilities			
Financial liabilities			
Trade payables	10	-	-
-total outstanding dues of micro and small enterprises		65,795	4,81,295
-total outstanding dues other than micro and small enterprises		26,56,84,763	26,45,91,459
Other current liabilities	11	<u>26,57,50,558</u>	<u>26,50,72,754</u>
Total liabilities		<u>25,53,76,372</u>	<u>25,53,78,687</u>
Total Equity and Liabilities		<u>25,53,76,372</u>	<u>25,53,78,687</u>

Summary of significant accounting policies

2

The accompanying notes are an integral part of the financial statements.

As per our report of even date

For Rajeev & Ajay
Firm registration No. 009977N
Chartered Accountants

Ajay Sachdeva
Partner
Membership No. : 084302

For and on behalf of the Board of Directors of
LEGEND BUILDCON PRIVATE LIMITED

Manish Kumar
Director
DIN-08376570

P. K. Saini
Prevesh Kumar
Director
DIN-07256929

Place : New Delhi
Date : 24 June 2020

LEGEND BUILDCON PRIVATE LIMITED
STATEMENT OF PROFIT AND LOSS FOR THE YEAR ENDED 31 MARCH 2020
(Amount in Rupees, unless otherwise stated)

Particulars	Notes	31 March 2020	31 March 2019
Other income	12	1,538	3,42,321
Total Income (I)		1,538	3,42,321
EXPENSES			
Finance costs	13	1,003	480
Other expenses	14	6,80,654	23,61,501
Total Expenses (II)		6,81,657	23,61,981
Profit/(Loss) before tax from continuing operations (I-II)		(6,80,119)	(20,19,660)
Tax expense:			
Current Tax		-	-
Profit/(Loss) for the year from continuing operations		(6,80,119)	(20,19,660)
Other Comprehensive Income		-	-
Total other comprehensive income for the year, net of tax		-	-
Total comprehensive income/(loss) for the year, net of tax		(6,80,119)	(20,19,660)
Earnings per equity share (computed on the basis of profit/(loss) for the year):	15		
(1) Basic		(68.01)	(201.97)
(2) Diluted		(68.01)	(201.97)

Summary of significant accounting policies

2

The accompanying notes are an integral part of the financial statements.

As per our report of even date

For Rajeev & Ajay
Firm registration No. 009977N
Chartered Accountants

Ajay Sachdeva
Partner
Membership No. : 084302

For and on behalf of the Board of Directors of
LEGEND BUILDCON PRIVATE LIMITED

Manish Kumar
Director
DIN-08376570

P. K. Saini
Prevesh Kumar
Director
DIN-07256929

Place : New Delhi
Date : 24 June 2020

LEGEND BUILDWELL PRIVATE LIMITED
BALANCE SHEET AS AT 31 MARCH 2020
(Amount in rupees, unless otherwise stated)

	Notes	As at 31 March 2020	As at 31 March 2019
ASSETS			
Current assets			
Inventories	3	1,96,26,380	1,96,26,380
Financial assets			
Cash and cash equivalents	4	25,329	20,278
Total Assets		1,96,51,709	1,96,46,658
EQUITY AND LIABILITIES			
Equity			
Equity share capital	5	1,00,000	1,00,000
Other equity	6	(4,36,418)	(4,29,566)
Total equity		(3,36,418)	(3,29,566)
LIABILITIES			
Current liabilities			
Financial liabilities			
Trade payables			
-total outstanding dues of micro and small enterprises			
-total outstanding dues other than micro and small enterprises	7	5,902	11,302
Other current liabilities	8	1,99,82,225	1,99,64,922
Total liabilities		1,99,88,127	1,99,76,224
Total Equity and Liabilities		1,96,51,709	1,96,46,658
Summary of significant accounting policies	2		

The accompanying notes are an integral part of the financial statements.

As per our report of even date

For Rajeev & Ajay

Firm registration No. 009977

Chartered Accountants



Ajay Sachdev
Partner
Membership No. : 084302

For and on behalf of the Board of Directors of
LEGEND BUILDWELL PRIVATE LIMITED

Manish Kumar
Director
DIN-08376570

P. K. Saini
Prevesh Kumar
Director
DIN-07256929

Place : New Delhi
Date : 24 June 2020


LEGEND BUILDWELL PRIVATE LIMITED
STATEMENT OF PROFIT AND LOSS FOR THE YEAR ENDED 31 MARCH 2020
(Amount in rupees, unless otherwise stated)

Particulars	Notes	31 March 2020	31 March 2019
Other income		-	-
Total Income (I)		-	-
EXPENSES			
Finance costs	9	649	89
Other expenses	10	6,203	7,237
Total Expenses (II)		6,852	7,326
(Loss) before tax from continuing operations (I-II)		(6,852)	(7,326)
Tax expense:			
Current tax		-	-
(Loss) for the year from continuing operations		(6,852)	(7,326)
Other comprehensive income		-	-
Total other comprehensive income for the year, net of tax		-	-
Total comprehensive (loss) for the year, net of tax		(6,852)	(7,326)
Earnings per equity share:	11		
(1) Basic		(0.69)	(0.73)
(2) Diluted		(0.69)	(0.73)

Summary of significant accounting policies 2

The accompanying notes are an integral part of the financial statements.

As per our report of even date

For Rajeev & Ajay
Firm registration No. 009978/19
Chartered Accountants

Ajay Sachdev
Partner
Membership No. : 084302

For and on behalf of the Board of Directors of
LEGEND BUILDWELL PRIVATE LIMITED


Manish Kumar
Director
DIN-08376570


Prevesh Kumar
Director
DIN-07256929

Place : New Delhi
Date : 24 June 2020

LOGICAL DEVELOPERS PRIVATE LIMITED
STANDALONE BALANCE SHEET AS AT 31 MARCH 2020
(Amount in rupees, unless otherwise stated)

	Notes	As at 31 March 2020	As at 31 March 2019
ASSETS			
Non-current assets			
Financial assets			
Investments	3	209,404,229	209,404,229
		209,404,229	209,404,229
Current assets			
Inventories	4	836,662,524	836,662,524
Financial assets			
Cash and cash equivalents	5	174,579	11,800,681
Other financial assets	6	84,383,262	87,070,614
Other current assets	7	48,363,255	460,862,436
Total assets		1,178,987,850	1,605,800,484
EQUITY AND LIABILITIES			
Equity			
Equity share capital	8	60,200,000	60,200,000
Other equity	9	(473,844,217)	(61,116,737)
Total equity		(413,644,217)	(916,737)
LIABILITIES			
Current liabilities			
Financial liabilities			
Trade payables	10	-	-
-total outstanding dues of micro and small enterprises		-	-
-total outstanding dues other than micro and small enterprises		198,501	67,100
Other current liabilities	11	1,592,433,566	1,606,650,121
Total liabilities		1,592,632,067	1,606,717,221
Total Equity and Liabilities		1,178,987,850	1,605,800,484
Summary of significant accounting policies			
	2		

The accompanying notes are an integral part of the financial statements.

As per our report of even date

For MNV & CO.

Firm registration No.: 023682N

Chartered Accountants

Nish Mittal

Partner

Membership No.: 095371



For and on behalf of the Board of Directors of

LOGICAL DEVELOPERS PRIVATE LIMITED

Vivek Singh

Director

DIN-03466774

Rohit Mehta

Director

DIN-06961182

Rohit Rawat

Company Secretary

Place : New Delhi

Date : 24 June 2020

LOGICAL DEVELOPERS PRIVATE LIMITED
STANDALONE STATEMENT OF PROFIT AND LOSS FOR THE YEAR ENDED 31 MARCH 2020
(Amount in rupees, unless otherwise stated)

Particulars	Notes	31 March 2020	31 March 2019
Other income	12	-	15,339,503
Total Income		-	15,339,503
EXPENSES			
Finance costs	13	732	1,481
Other expenses	14	227,568	16,169,483
Total Expenses		228,299	16,170,964
(Loss) before tax and exceptional items from continuing operations		(228,299)	(831,461)
Exceptional items:			
Provision for doubtful advances		412,499,181	-
(Loss) before tax from continuing operations		(412,727,480)	(831,461)
Tax expense:			
Current tax (short provision of previous years)		-	-
(Loss) for the year from continuing operations		(412,727,480)	(831,461)
Other comprehensive income		-	-
Total other comprehensive income for the year, net of tax		-	-
Total comprehensive (loss) for the year, net of tax		(412,727,480)	(831,461)
Earnings per equity share:	15		
(1) Basic		(68.56)	(0.14)
(2) Diluted		(68.56)	(0.14)

Summary of significant accounting policies

2

The accompanying notes are an integral part of the financial statements.

As per our report of even date

For MNV & CO.

Firm registration No.: 023682N

Chartered Accountants

Nisha Mittal

Partner

Membership No.: 095371



For and on behalf of the Board of Directors of
LOGICAL DEVELOPERS PRIVATE LIMITED

Vivek Singh

Director

DIN-03466774

Rohit Mehta

Director

DIN-06961182

Rohit Rawat

Company Secretary

Place : New Delhi

Date : 24 June 2020

LOGICAL ESTATES PRIVATE LIMITED
STANDALONE BALANCE SHEET AS AT 31 MARCH 2020
(Amount in rupees, unless otherwise stated)

ASSETS

Non-current assets

Financial assets

Investments

Notes	As at 31 March 2020	As at 31 March 2019
3	200,000	200,000
	200,000	200,000

Current assets

Inventories

Financial assets

Cash and cash equivalents

Other financial assets

Other current assets

4	507,252,166	507,083,025
5	541,980	22,187
6	8,863,259	8,882,225
7	-	-
	516,857,405	516,187,437

Total Assets

EQUITY AND LIABILITIES

Equity

Equity share capital

Other equity

Total equity

8	100,000	100,000
9	(9,058,224)	(9,015,185)
	(8,958,224)	(8,915,185)

LIABILITIES

Current liabilities

Financial liabilities

Trade payables

-total outstanding dues of micro and small enterprises

-total outstanding dues other than micro and small enterprises

Other financial liabilities

Other current liabilities

Total liabilities

10	-	-
	10,851	14,000
11	4,950	-
12	525,799,829	525,088,622
	525,815,630	525,102,622

Total Equity and Liabilities

	516,857,405	516,187,437
--	--------------------	--------------------

Summary of significant accounting policies

2

The accompanying notes are an integral part of the financial statements.

As per our report of even date

For MNV & CO.

Firm registration No.: 023682N

Chartered Accountants

Nitish Mittal

Nitish Mittal

Partner

Membership No.: 095371

Place : New Delhi

Date : 24 June 2020



For and on behalf of the Board of Directors of
LOGICAL ESTATES PRIVATE LIMITED

Jitesh Sharma

Jitesh Sharma

Director

DIN-08428478

Shishir Lal

Shishir Lal

Director

DIN- 02210170

LOGICAL ESTATES PRIVATE LIMITED
STANDALONE STATEMENT OF PROFIT AND LOSS FOR THE YEAR ENDED 31 MARCH 2020
(Amount in rupees, unless otherwise stated)

Particulars	Notes	31 March 2020	31 March 2019
Revenue		-	-
Total Income		-	-
EXPENSES			
Finance costs	13	649	362
Other expenses	14	42,390	203,938
Total Expenses		43,039	204,300
(Loss) before tax from continuing operations		(43,039)	(204,300)
Tax expense:			
Current tax		-	-
(Loss) for the year from continuing operations		(43,039)	(204,300)
Other comprehensive income		-	-
Total other comprehensive income for the year, net of tax		-	-
Total comprehensive (loss) for the year, net of tax		(43,039)	(204,300)
Earnings per equity share:	15		
(1) Basic		(4.30)	(20.43)
(2) Diluted		(4.30)	(20.43)

Summary of significant accounting policies

2

The accompanying notes are an integral part of the financial statements.

As per our report of even date

For MNV & CO.
Firm registration No.: 023682N
Chartered Accountants



Nitish Mittal
Partner
Membership No.: 095371



Place : New Delhi
Date : 24 June 2020

For and on behalf of the Board of Directors of
LOGICAL ESTATES PRIVATE LIMITED


Jitesh Sharma
Director
DIN-08428478


Shashir Lal
Director
DIN- 02210170

LOTUS TECHNOBUILD PRIVATE LIMITED
BALANCE SHEET AS AT 31 MARCH 2020
(Amount in rupees, unless otherwise stated)

	Notes	As at 31 March 2020	As at 31 March 2019
ASSETS			
Current assets			
Financial assets			
Cash and cash equivalents	3	24,450	20,400
Total Assets		24,450	20,400
EQUITY AND LIABILITIES			
Equity			
Equity share capital	4	1,00,000	1,00,000
Other equity	5	(45,40,357)	(46,87,177)
Total equity		(44,40,357)	(45,87,177)
LIABILITIES			
Current liabilities			
Financial liabilities			
Trade payables	6	-	-
-total outstanding dues of micro and small enterprises		5,900	1,68,803
-total outstanding dues other than micro and small enterprises	7	44,58,907	44,38,774
Other current liabilities	8	-	-
Provisions		-	-
Total liabilities		44,64,807	46,07,577
Total Equity and Liabilities		24,450	20,400
Summary of significant accounting policies	2		


The accompanying notes are an integral part of the financial statements.

As per our report of even date

For Rajeev & Ajay

Firm registration No. 009971/N
Chartered Accountants

Ajay Sachdeva
Partner
Membership No. : 084302



For and on behalf of the Board of Directors of
LOTUS TECHNOBUILD PRIVATE LIMITED

Seema Shekhar
Director
DIN-08376730

Pankaj Kishore Chaturvedi
Director
DIN-07119298

Place : New Delhi
Date : 24 June 2020

LOTUS TECHNOBUILD PRIVATE LIMITED
STATEMENT OF PROFIT AND LOSS FOR THE YEAR ENDED 31 MARCH 2020
(Amount in rupees, unless otherwise stated)

Particulars	Notes	31 March 2020	31 March 2019
Other Income	9	1,57,500	-
Total Income (I)		1,57,500	-
EXPENSES			
Finance costs	10	649	797
Other expenses	11	10,031	8,485
Total Expenses (II)		10,680	9,282
Profit/(Loss) before tax from continuing operations (I-II)		1,46,820	(9,282)
Tax expense:			
Current tax		-	-
Profit/(Loss) for the year from continuing operations		1,46,820	(9,282)
Other comprehensive Income		-	-
Total other comprehensive income for the year, net of tax		-	-
Total comprehensive (loss) for the year, net of tax		1,46,820	(9,282)
Earnings per equity share:	12		
(1) Basic		14.68	(0.93)
(2) Diluted		14.68	(0.93)

Summary of significant accounting policies

2

The accompanying notes are an integral part of the financial statements.

As per our report of even date

For Rajeev & Ajay

Firm registration No. 0099779N
Chartered Accountants

Ajay Sachdeva

Partner

Membership No. : 084302



For and on behalf of the Board of Directors of
LOTUS TECHNOBUILD PRIVATE LIMITED

Seema
Seema Shekhar
Director
DIN-08376730

Pankaj
Pankaj Kishore Chaturvedi
Director
DIN-07119298

Place : New Delhi

Date : 24 June 2020

MAESTRO ESTATES PRIVATE LIMITED
STANDALONE BALANCE SHEET AS AT 31 MARCH 2020
(Amount in rupees, unless otherwise stated)

ASSETS

Non-current assets

Financial assets
Investments

Current assets

Inventories
Financial assets
Cash and cash equivalents
Other current assets

Total Assets

EQUITY AND LIABILITIES

Equity

Equity share capital
Other equity
Total equity

LIABILITIES

Current liabilities

Financial liabilities
Trade payables
-total outstanding dues of micro and small enterprises
-total outstanding dues other than micro and small enterprises
Other current liabilities
Total liabilities

Total Equity and Liabilities

Summary of significant accounting policies

The accompanying notes are an integral part of the financial statements.

As per our report of even date

For MNV & CO.

Firm Reg. No.: 023682N
Chartered Accountants

Vikram Suri

Partner

Membership No.: 505887

Place : New Delhi

Date : 24 June 2020

Notes	As at 31 March 2020	As at 31 March 2019
3	100,000	100,000
	100,000	100,000
4	235,306,041	235,306,041
5	17,685	4,043
6	-	-
	235,323,726	235,310,084
	235,423,726	235,410,084
7	100,000	100,000
8	(2,222,046)	(2,212,062)
	(2,122,046)	(2,112,062)
9	-	-
	5,900	14,001
10	237,539,872	237,508,145
	237,545,772	237,522,146
	235,423,726	235,410,084
2		

For and on behalf of the Board of Directors of
MAESTRO ESTATES PRIVATE LIMITED

Navneet Kaur
Director
DIN-08324165

Ramesh Khulbe
Director
DIN-07109071

MAESTRO ESTATES PRIVATE LIMITED
STANDALONE STATEMENT OF PROFIT AND LOSS FOR THE YEAR ENDED 31 MARCH 2020
(Amount in rupees, unless otherwise stated)

Particulars	Notes	31 March 2020	31 March 2019
Revenue		-	-
Total Income		-	-
EXPENSES			
Finance costs	11	1,357	354
Other expenses	12	8,627	26,497
Total Expenses		9,984	26,851
(Loss) before tax from continuing operations		(9,984)	(26,851)
Tax expense:			
Current tax		-	-
(Loss) for the year from continuing operations		(9,984)	(26,851)
Other comprehensive income		-	-
Total other comprehensive income for the year, net of tax		-	-
Total comprehensive (loss) for the year, net of tax		(9,984)	(26,851)
Earnings per equity share:	13		
(1) Basic		(1.00)	(2.69)
(2) Diluted		(1.00)	(2.69)

Summary of significant accounting policies

2

The accompanying notes are an integral part of the financial statements.

As per our report of even date

For MNV & CO.

Firm Reg. No.: 023682N

Chartered Accountants

Vikrant Suri

Partner

Membership No.: 505887

For and on behalf of the Board of Directors of
MAESTRO ESTATES PRIVATE LIMITED

Navneet Kaur

Director

DIN-08324165

Ramesh Khulbe

Director

DIN-07109071

Place : New Delhi

Date : 24 June 2020

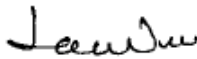
MAHONIA ESTATE PRIVATE LIMITED
BALANCE SHEET AS AT 31 MARCH 2020
(Amount in rupees, unless otherwise stated)

	Notes	As at 31 March 2020	As at 31 March 2019
ASSETS			
Current assets			
Inventories	3	2,53,09,915	2,53,09,915
Financial assets			
Cash and cash equivalents	4	24,223	18,272
Other financial assets	5	1,92,02,318	1,92,02,318
Total Assets		4,45,36,456	4,45,30,505
EQUITY AND LIABILITIES			
Equity			
Equity share capital	6	10,00,000	10,00,000
Other equity	7	(5,60,471)	(5,50,274)
Total equity		4,39,529	4,49,726
LIABILITIES			
Current liabilities			
Financial liabilities			
Trade payables	8	-	-
-total outstanding dues of micro and small enterprises		11,800	11,301
-total outstanding dues other than micro and small enterprises		-	-
Other current liabilities	9	4,40,85,127	4,40,69,478
Total liabilities		4,40,96,927	4,40,80,779
Total Equity and Liabilities		4,45,36,456	4,45,30,505
Summary of significant accounting policies	2		

The accompanying notes are an integral part of the financial statements.


As per our report of even date

For Rajeev & Ajay
Firm registration No : 009977N
Chartered Accountants


Ajay Sachdeva
Partner
Membership No. : 084302



For and on behalf of the Board of Directors of
MAHONIA ESTATE PRIVATE LIMITED


Vineet
Director
DIN-08129156


Anil Kumar Beniwal
Director
DIN-08129129

Place : New Delhi
Date : 24 June 2020

m

MAHONIA ESTATE PRIVATE LIMITED
STATEMENT OF PROFIT AND LOSS FOR THE YEAR ENDED 31 MARCH 2020
(Amount in rupees, unless otherwise stated)

Particulars	Notes	31 March 2020	31 March 2019
Revenue Income		-	-
Total Income (I)		-	-
EXPENSES			
Finance costs	10	649	89
Other expenses	11	9,548	10,771
Total Expenses (II)		10,197	10,860
(Loss) before tax from continuing operations (I-II)		(10,197)	(10,860)
Tax expense:			
Current tax		-	-
(Loss) for the year from continuing operations		(10,197)	(10,860)
Other comprehensive income		-	-
Total other comprehensive income for the year, net of tax		-	-
Total comprehensive (loss) for the year, net of tax		(10,197)	(10,860)
Earnings per equity share:	12		
(1) Basic		(1.02)	(1.09)
(2) Diluted		(1.02)	(1.09)
Summary of significant accounting policies	2		

The accompanying notes are an integral part of the financial statements.

As per our report of even date

For Rajeev & Ajay
Firm registration No : 009977N
Chartered Accountants

Ajay Sachdeva
Partner
Membership No. : 084302



For and on behalf of the Board of Directors of
MAHONIA ESTATE PRIVATE LIMITED

Vineet
Director
DIN-08129156

Anil Kumar Beniwal
Director
DIN-08129129

Place : New Delhi
Date : 24 June 2020

MANSAROVAR PROJECTS PRIVATE LIMITED
BALANCE SHEET AS AT 31 MARCH 2020
(Amount in rupees, unless otherwise stated)

	Notes	As at 31 March 2020	As at 31 March 2019
ASSETS			
Current assets			
Inventories	3	115,674,510	115,447,234
Financial assets			
Cash and cash equivalents	4	18,821	15,370
Total Assets		115,693,331	115,462,604
EQUITY AND LIABILITIES			
Equity			
Equity share capital	5	1,000,000	1,000,000
Other equity	6	(422,565)	(411,459)
Total equity		577,435	588,541
LIABILITIES			
Current liabilities			
Financial liabilities			
Trade payables	7	-	-
-total outstanding dues of micro and small enterprises		227,494	5,900
-total outstanding dues other than micro and small enterprises	8	114,888,402	114,868,163
Other current liabilities		115,115,896	114,874,063
Total liabilities		115,115,896	114,874,063
Total Equity and Liabilities		115,693,331	115,462,604

Summary of significant accounting policies

2

The accompanying notes are an integral part of the financial statements.

As per our report of even date

For MNV & CO.
Firm Reg. No.: 023682N
Chartered Accountants


Vikram Shri
Partner
Membership No.: 505887

For and on behalf of the Board of Directors of
MANSAROVAR PROJECTS PRIVATE LIMITED


Dhiraj Kumar Singh
Director
DIN-08375395


Manish Kumar
Director
DIN-08376582

Place : New Delhi
Date : 24 June 2020

MANSAROVAR PROJECTS PRIVATE LIMITED
STATEMENT OF PROFIT AND LOSS FOR THE YEAR ENDED 31 MARCH 2020
(Amount in rupees, unless otherwise stated)

Particulars	Notes	31 March 2020	31 March 2019
Revenue		-	-
Total Income (I)		-	-
EXPENSES			
Finance costs	9	649	118
Other expenses	10	10,457	8,901
Total Expenses (II)		11,106	9,019
(Loss) before tax from continuing operations (I-II)		(11,106)	(9,019)
Tax expense:			
Current tax		-	-
(Loss) for the year from continuing operations		(11,106)	(9,019)
Other comprehensive income		-	-
Total other comprehensive income for the year, net of tax		-	-
Total comprehensive (loss) for the year, net of tax		(11,106)	(9,019)
Earnings per equity share:	11		
(1) Basic		(0.11)	(0.09)
(2) Diluted		(0.11)	(0.09)
Summary of significant accounting policies	2		

The accompanying notes are an integral part of the financial statements.


As per our report of even date

For MNV & CO.
Firm Reg. No.: 023682N
Chartered Accountants


Vinod Suri
Partner
Membership No.: 505887

For and on behalf of the Board of Directors of
MANSAROVAR PROJECTS PRIVATE LIMITED


Dhiraj Kumar Singh
Director
DIN-08375395


Manish Kumar
Director
DIN-08376582

Place : New Delhi
Date : 24 June 2020


MARKWEL PROMOTERS PRIVATE LIMITED
BALANCE SHEET AS AT 31 MARCH 2020
(Amount in Rupees, unless otherwise stated)



	Notes	As at 31 March 2020	As at 31 March 2019
ASSETS			
Current assets			
Inventories	3	14,82,80,586	14,82,80,586
Financial assets			
Cash and cash equivalents	4	24,884	18,834
Total Assets		14,83,05,470	14,82,99,420
EQUITY AND LIABILITIES			
Equity			
Equity share capital	5	10,00,000	10,00,000
Other equity	6	(4,26,446)	(4,15,845)
Total equity		5,73,554	5,84,155
LIABILITIES			
Current liabilities			
Financial liabilities			
Trade payables	7	-	-
-total outstanding dues other than micro and small enterprises		-	-
-total outstanding dues of micro and small enterprises		5,900	11,302
Other current liabilities	8	14,77,26,016	14,77,03,963
Total liabilities		14,77,31,916	14,77,15,265
Total Equity and Liabilities		14,83,05,470	14,82,99,420

Summary of significant accounting policies 2

The accompanying notes are an integral part of the financial statements.

As per our report of even date

For Rajeev & Ajay
Firm registration No: 009733N
Chartered Accountants

Ajay Sachdeva
Partner
Membership No. : 084302

For and on behalf of the Board of Directors of
MARKWEL PROMOTERS PRIVATE LIMITED

Akshat Maheshwari
Director
DIN-07504909

Rahul Bindle
Director
DIN-02128650

Place : New Delhi
Date : 24 June 2020

MARKWEL PROMOTERS PRIVATE LIMITED
STATEMENT OF PROFIT AND LOSS FOR THE YEAR ENDED 31 MARCH 2020
(Amount in Rupees, unless otherwise stated)

Particulars	Notes	31 March 2020	31 March 2019
Revenue		-	-
Total Income (I)		-	-
EXPENSES			
Finance costs	9	649	89
Other expenses	10	9,952	10,044
Total Expenses (II)		10,601	10,133
Profit/(Loss) before tax from continuing operations (I-II)		(10,601)	(10,133)
Tax expense:			
Current Tax		-	-
Profit/(Loss) for the year from continuing operations		(10,601)	(10,133)
Other Comprehensive Income		-	-
Total other comprehensive income for the year, net of tax		-	-
Total comprehensive income/(loss) for the year, net of tax		(10,601)	(10,133)
Earnings per equity share (computed on the basis of profit/(loss) for the year):	11		
(1) Basic		(0.11)	(0.10)
(2) Diluted		(0.11)	(0.10)
Summary of significant accounting policies	2		

The accompanying notes are an integral part of the financial statements.

As per our report of even date

For Rajeev & Ajay
Firm registration No.: 009977N
Chartered Accountants

Ajay Sachdeva
Partner

Membership No.: 084502



For and on behalf of the Board of Directors of
MARKWEL PROMOTERS PRIVATE LIMITED

Akshat Maheshwari
Director
DIN-07504909

Rahul Bindle
Director
DIN-02128650

Place : New Delhi
Date : 24 June 2020

MILKY WAY REALTORS PRIVATE LIMITED
BALANCE SHEET AS AT 31 MARCH 2020
(Amount in rupees, unless otherwise stated)

	Notes	As at 31 March 2020	As at 31 March 2019
ASSETS			
Current assets			
Inventories	3	832,260,775	832,260,775
Financial assets			
Cash and cash equivalents	4	43,718	38,267
Other current assets	5	-	-
Total Assets		832,304,493	832,299,042
EQUITY AND LIABILITIES			
Equity			
Equity share capital	6	100,000	100,000
Other equity	7	(132,081,987)	(131,972,399)
Total equity		(131,981,987)	(131,872,399)
LIABILITIES			
Current liabilities			
Financial liabilities			
Trade payables	8	-	-
-total outstanding dues of micro and small enterprises		-	-
-total outstanding dues other than micro and small enterprises		95,900	5,901
Other current liabilities	9	964,190,579	964,165,540
Total liabilities		964,286,479	964,171,441
Total Equity and Liabilities		832,304,493	832,299,042

Summary of significant accounting policies

2

The accompanying notes are an integral part of the financial statements.

As per our report of even date

For MNV & CO.

Firm Reg. No.: 023682N

Chartered Accountants

Vikram Suri

Partner

Membership No.: 505887



For and on behalf of the Board of Directors of
MILKY WAY REALTORS PRIVATE LIMITED

Meda Aswini

Director

DIN-08394637

Satish Kumar Goyal

Director

DIN-06520570

Place : New Delhi

Date : 24 June 2020

20

MILKY WAY REALTORS PRIVATE LIMITED
STATEMENT OF PROFIT AND LOSS FOR THE YEAR ENDED 31 MARCH 2020
(Amount in rupees, unless otherwise stated)

Particulars	Notes	31 March 2020	31 March 2019
Revenue		-	-
Total Income (I)		-	-
EXPENSES			
Finance costs	10	649	118
Other expenses	11	108,939	9,109
Total Expenses (II)		109,588	9,227
(Loss) before tax from continuing operations (I-II)		(109,588)	(9,227)
Tax expense:			
Current tax		-	-
(Loss) for the year from continuing operations		(109,588)	(9,227)
Other comprehensive income		-	-
Total other comprehensive income for the year, net of tax		-	-
Total comprehensive (loss) for the year, net of tax		(109,588)	(9,227)
Earnings per equity share:	12		
(1) Basic		(10.96)	(0.92)
(2) Diluted		(10.96)	(0.92)

Summary of significant accounting policies

2

The accompanying notes are an integral part of the financial statements.

As per our report of even date

For MNV & CO.
Firm Reg. No.: 013682N
Chartered Accountants

Vikrant Suri
Partner

Membership No.: 505887



For and on behalf of the Board of Directors of
MILKY WAY REALTORS PRIVATE LIMITED

Meda Aswini
Director
DIN-08394637

Satish Kumar Goyal
Director
DIN-06520570

Place : New Delhi
Date : 24 June 2020

MODULAR ESTATES PRIVATE LIMITED
BALANCE SHEET AS AT 31 MARCH 2020
(Amount in rupees, unless otherwise stated)

ASSETS

Current assets

Financial assets

Cash and cash equivalents

Other financial assets

Total Assets

EQUITY AND LIABILITIES

Equity

Equity share capital

Other equity

Total equity

LIABILITIES

Current liabilities

Financial liabilities

Trade payables

-total outstanding dues of micro and small enterprises

-total outstanding dues other than micro and small enterprises

Total liabilities

Total Equity and Liabilities

Summary of significant accounting policies

The accompanying notes are an integral part of the financial statements.

As per our report of even date

For Rajeev & Ajay

Firm registration No : 009977N

Chartered Accountants

Ajay Sachdeva

Partner

Membership No. : 084364



Notes	As at 31 March 2020	As at 31 March 2019
-------	------------------------	------------------------

3	24,852	20,801
---	--------	--------

4	7,02,018	7,20,455
---	----------	----------

	7,26,870	7,41,256
--	----------	----------

5	10,00,000	10,00,000
---	-----------	-----------

6	(2,79,030)	(2,70,045)
---	------------	------------

	7,20,970	7,29,955
--	----------	----------

7	-	-
---	---	---


	5,900	11,301
--	-------	--------

	5,900	11,301
--	-------	--------

	7,26,870	7,41,256
--	----------	----------

2

For and on behalf of the Board of Directors of
MODULAR ESTATES PRIVATE LIMITED


Shaji Kumar Sasidharan
Director
DIN-07119343


Mayank Sharma
Director
DIN-08129100

Place : New Delhi

Date : 24 June 2020

30

MODULAR ESTATES PRIVATE LIMITED
STATEMENT OF PROFIT AND LOSS FOR THE YEAR ENDED 31 MARCH 2020
(Amount in rupees, unless otherwise stated)

Particulars	Notes	31 March 2020	31 March 2019
Revenue		-	-
Total Income (I)		-	-
EXPENSES			
Finance costs	8	649	89
Other expenses	9	8,336	10,561
Total Expenses (II)		8,985	10,650
(Loss) before tax from continuing operations (I-II)		(8,985)	(10,650)
Tax expense:			
Current tax		-	-
(Loss) for the year from continuing operations		(8,985)	(10,650)
Other comprehensive income		-	-
Total other comprehensive income for the year, net of tax		-	-
Total comprehensive (loss) for the year, net of tax		(8,985)	(10,650)
Earnings per equity share:	10		
(1) Basic		(0.09)	(0.11)
(2) Diluted		(0.09)	(0.11)

Summary of significant accounting policies

2

The accompanying notes are an integral part of the financial statements.

As per our report of even date

For Rajeev & Ajay

Firm registration No : 009977N

Chartered Accountants

Ajay Sachdev

Partner

Membership No. 084382



For and on behalf of the Board of Directors of
MODULAR ESTATES PRIVATE LIMITED

Shaji Kumar Sasidharan
Director
DIN-07119343

Mayank Sharma
Director
DIN-08129100

Place : New Delhi

Date : 24 June 2020

MONARCH BUILDCON PRIVATE LIMITED
BALANCE SHEET AS AT 31 MARCH 2020
(Amount in rupees, unless otherwise stated)

	Notes	As at 31 March 2020	As at 31 March 2019
ASSETS			
Current assets			
Inventories	3	113,941,282	113,941,282
Financial assets			
Cash and cash equivalents	4	21,873	19,453
Other financial assets	5	5,822,021	5,822,021
Other current assets	6	519,067	929,272
Total Assets		120,304,243	120,712,028
EQUITY AND LIABILITIES			
Equity			
Equity share capital	7	100,000	100,000
Other equity	8	(425,881)	(432,164)
Total equity		(325,881)	(332,164)
LIABILITIES			
Current liabilities			
Financial liabilities			
Trade payables	9	-	-
-total outstanding dues of micro and small enterprises		5,900	5,901
-total outstanding dues other than micro and small enterprises		-	-
Other current liabilities	10	120,624,224	121,038,291
Total liabilities		120,630,124	121,044,192
Total Equity and Liabilities		120,304,243	120,712,028

Summary of significant accounting policies

2

The accompanying notes are an integral part of the financial statements.

As per our report of even date

For MNV & CO.

Firm Reg. No.: 028682N

Chartered Accountants

Vikram Suri

Partner

Membership No.: 505887

For and on behalf of the Board of Directors of

MONARCH BUILDCON PRIVATE LIMITED

Mayank Sharma

Director

DIN-08129100

Shaji Kumar Sasidharan

Director

DIN-07119343

Place : New Delhi

Date : 24 June 2020

MONARCH BUILDCON PRIVATE LIMITED
STATEMENT OF PROFIT AND LOSS FOR THE YEAR ENDED 31 MARCH 2020
(Amount in rupees, unless otherwise stated)

Particulars	Notes	31 March 2020	31 March 2019
Revenue	11	18,365	4,081,063
Total Income		18,365	4,081,063
EXPENSES			
Finance costs	12	649	41
Other expenses	13	9,333	4,091,420
Total Expenses		9,982	4,091,461
Profit/ (Loss) before tax from continuing operations		8,383	(10,398)
Tax expense:			
Current tax		2,100	-
Profit/ (Loss) for the year from continuing operations		6,283	(10,398)
Other comprehensive income		-	-
Total other comprehensive income for the year, net of tax		-	-
Total comprehensive profit/ (loss) for the year, net of tax		6,283	(10,398)
Earnings per equity share:	14		
(1) Basic		0.63	(1.04)
(2) Diluted		0.63	(1.04)
Summary of significant accounting policies	2		

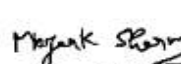
The accompanying notes are an integral part of the financial statements.


As per our report of even date

For MNV & CO.
Firm Reg. No.: 023682N
Chartered Accountants


Vikram Suri
Partner
Membership No.: 505887

For and on behalf of the Board of Directors of
MONARCH BUILDCON PRIVATE LIMITED


Mayank Sharma
Director
DIN-08129100


Shaji Kumar Sasidharan
Director
DIN-07119343

Place : New Delhi
Date : 24 June 2020

MONGA PROPERTIES PRIVATE LIMITED
BALANCE SHEET AS AT 31 MARCH 2020
(Amount in rupees, unless otherwise stated)

ASSETS

Current assets

Inventories
Financial assets
Cash and cash equivalents
Other financial assets
Other current assets

Total Assets

EQUITY AND LIABILITIES

Equity

Equity share capital
Other equity
Total equity

LIABILITIES

Current liabilities

Financial liabilities
Trade payables
-total outstanding dues of micro and small enterprises
-total outstanding dues other than micro and small enterprises

Other current liabilities

Total liabilities

Total Equity and Liabilities

Summary of significant accounting policies

The accompanying notes are an integral part of the financial statements.

As per our report of even date

For MNV & CO.

Firm Reg. No.: 023682N

Chartered Accountants

Vikrant Suri

Partner

Membership No.: 505887

Place : New Delhi

Date : 24 June 2020

Notes	As at 31 March 2020	As at 31 March 2019
3	48,076,866	48,466,909
4	8,320	25,959
5	10,157,218	9,924,639
6	1,265,513	1,265,513
	59,507,917	59,683,020
7	100,000	100,000
8	(462,113)	(440,741)
	(362,113)	(340,741)
9	5,900	5,901
10	59,864,130	60,017,860
	59,870,030	60,023,761
	59,507,917	59,683,020

2

For and on behalf of the Board of Directors of
MONGA PROPERTIES PRIVATE LIMITED

Mayank Sharma
Director
DIN-08129100

Shaji Kumar Sasidharan
Director
DIN-07119343

MONGA PROPERTIES PRIVATE LIMITED
STATEMENT OF PROFIT AND LOSS FOR THE YEAR ENDED 31 MARCH 2020
(Amount in rupees, unless otherwise stated)

Particulars	Notes	31 March 2020	31 March 2019
Other income	11	-	12,702,766
Total Income		-	12,702,766
EXPENSES			
Finance costs	12	649	53
Other expenses	13	20,723	12,714,057
Total Expenses		21,372	12,714,110
(Loss) before tax from continuing operations		(21,372)	(11,344)
Tax expense:			
Current tax		-	-
(Loss) for the year from continuing operations		(21,372)	(11,344)
Other comprehensive income		-	-
Total other comprehensive income for the year, net of tax		-	-
Total comprehensive income/(loss) for the year, net of tax		(21,372)	(11,344)
Earnings per equity share:	14		
(1) Basic		(2.14)	(1.13)
(2) Diluted		(2.14)	(1.13)

Summary of significant accounting policies

2

The accompanying notes are an integral part of the financial statements.

As per our report of even date

For MNV & CO.
Firm Reg. No.: 023682N
Chartered Accountants

Vikrant Suri
Partner
Membership No.: 505887

Place : New Delhi
Date : 24 June 2020

For and on behalf of the Board of Directors of
MONGA PROPERTIES PRIVATE LIMITED

Mayank Sharma
Director
DIN-08129100

Shaji Kumar Sasidharan
Director
DIN-07119343

NAAM PROMOTERS PRIVATE LIMITED
BALANCE SHEET AS AT 31 MARCH 2020
(Amount in rupees, unless otherwise stated)

ASSETS

Current assets

Financial assets	
Cash and cash equivalents	
Total Assets	

EQUITY AND LIABILITIES

Equity

Equity share capital	
Other equity	
Total equity	

LIABILITIES

Current liabilities

Financial liabilities	
Trade payables	
-total outstanding dues of micro and small enterprises	
-total outstanding dues other than micro and small enterprises	
Other current liabilities	
Provisions	
Total liabilities	


Total Equity and Liabilities

Summary of significant accounting policies

The accompanying notes are an integral part of the financial statements.

As per our report of even date

For MNV & CO.
Firm Reg. No.: 023682N
Chartered Accountants


Vikrant Suri
Partner
Membership No.: 505887

Place : New Delhi
Date : 24 June 2020

Notes	As at 31 March 2020	As at 31 March 2019
3	406,037	25,833
	406,037	25,833
4	150,000	150,000
5	(494,906)	(391,932)
	(344,906)	(241,932)
6	-	-
	8,151	5,900
7	742,792	261,865
8	-	-
	750,942	267,765
	406,037	25,833
2		

For and on behalf of the Board of Directors of
NAAM PROMOTERS PRIVATE LIMITED


Bijay Kumar Panda
Director
DIN- 08503814


Meda Aswini
Director
DIN-08394637

NAAM PROMOTERS PRIVATE LIMITED
STATEMENT OF PROFIT AND LOSS FOR THE YEAR ENDED 31 MARCH 2020
(Amount in rupees, unless otherwise stated)

Particulars	Notes	31 March 2020	31 March 2019
Revenue	9	56,642	-
Total Income		56,642	-
EXPENSES			
Finance costs	10	2,164	17,753
Other expenses	11	157,452	134,210
Total Expenses		159,616	151,963
(Loss) before tax from continuing operations		(102,974)	(151,963)
Tax expense:			
Current tax		-	-
(Loss) for the year from continuing operations		(102,974)	(151,963)
Other comprehensive income		-	-
Total other comprehensive income for the year, net of tax		-	-
Total comprehensive income/(loss) for the year, net of tax		(102,974)	(151,963)
Earnings per equity share:	12		
(1) Basic		(6.86)	(10.13)
(2) Diluted		(6.86)	(10.13)

Summary of significant accounting policies

2

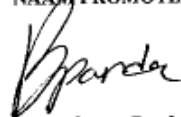
The accompanying notes are an integral part of the financial statements.

As per our report of even date

For MNV & CO.
Firm Reg. No.: 023682N
Chartered Accountants


Vikram Suri
Partner
Membership No.: 505887

For and on behalf of the Board of Directors of
NAAM PROMOTERS PRIVATE LIMITED


Bijay Kumar Panda
Director
DIN- 08503814


Meda Aswini
Director
DIN-08394637

Place : New Delhi
Date : 24 June 2020

NANDITA PROMOTERS PRIVATE LIMITED
BALANCE SHEET AS AT 31 MARCH 2020
(Amount in rupees, unless otherwise stated)

ASSETS

Current assets

Financial assets	
Cash and cash equivalents	
Total Assets	

Notes	As at 31 March 2020	As at 31 March 2019
3	24,392	20,342
	24,392	20,342

EQUITY AND LIABILITIES

Equity

Equity share capital	
Other equity	
Total equity	

4	10,00,000	10,00,000
5	(10,30,831)	(10,19,241)
	(30,831)	(19,241)

LIABILITIES

Current liabilities

Financial liabilities	
Trade payables	
-total outstanding dues of micro and small enterprises	
-total outstanding dues other than micro and small enterprises	
Other current liabilities	
Total liabilities	

6	-	-
	5,900	11,302
7	49,323	28,281
	55,223	39,583

Total Equity and Liabilities

24,392	20,342
---------------	---------------

Summary of significant accounting policies

2

The accompanying notes are an integral part of the financial statements.

As per our report of even date

For Rajeev & Ajay
Firm registration No: 009977N
Chartered Accountants

Ajay Sachdeva
Partner
Membership No: 084302



For and on behalf of the Board of Directors of
NANDITA PROMOTERS PRIVATE LIMITED


Seema Shekhar
Director
DIN-08376730


Deepak Jain
Director
DIN-08129166

Place : New Delhi
Date : 24 June 2020



NANDITA PROMOTERS PRIVATE LIMITED
STATEMENT OF PROFIT AND LOSS FOR THE YEAR ENDED 31 MARCH 2020
(Amount in rupees, unless otherwise stated)

Particulars	Notes	31 March 2020	31 March 2019
Revenue Income		-	-
Total Income (I)		-	-
EXPENSES			
Finance costs	8	649	797
Other expenses	9	10,941	11,706
Total Expenses (II)		11,590	12,503
(Loss) before tax from continuing operations (I-II)		(11,590)	(12,503)
Tax expense:			
Current tax		-	-
(Loss) for the year from continuing operations		(11,590)	(12,503)
Other comprehensive income		-	-
Total other comprehensive income for the year, net of tax		-	-
Total comprehensive (loss) for the year, net of tax		(11,590)	(12,503)
Earnings per equity share:	10		
(1) Basic		(0.12)	(0.13)
(2) Diluted		(0.12)	(0.13)

Summary of significant accounting policies

2

The accompanying notes are an integral part of the financial statements.

As per our report of even date

For Rajeev & Ajay
Firm registration No.: 009977N
Chartered Accountants

Ajay Sachdeva
Partner
Membership No.: 084302



For and on behalf of the Board of Directors of
NANDITA PROMOTERS PRIVATE LIMITED

Seema Shekhar
Director
DIN-08376730

Deepak Jain
Director
DIN-08129166

Place : New Delhi
Date : 24 June 2020

NAVRATTAN BUILDCON PRIVATE LIMITED
BALANCE SHEET AS AT 31 MARCH 2020
(Amount in rupees, unless otherwise stated)

	Notes	As at 31 March 2020	As at 31 March 2019
ASSETS			
Current assets			
Inventories	3	11,97,08,055	11,97,08,055
Financial assets			
Cash and cash equivalents	4	24,524	20,473
Total Assets		11,97,32,579	11,97,28,528
EQUITY AND LIABILITIES			
Equity			
Equity share capital	5	10,00,000	10,00,000
Other equity	6	(4,54,972)	(4,45,987)
Total equity		5,45,028	5,54,013
LIABILITIES			
Current liabilities			
Financial liabilities			
Trade payables	7	-	-
-total outstanding dues of micro and small enterprises		-	-
-total outstanding dues other than micro and small enterprises		5,901	11,301
Other current liabilities	8	11,91,81,650	11,91,63,214
Total liabilities		11,91,87,551	11,91,74,515
Total Equity and Liabilities		11,97,32,579	11,97,28,528
Summary of significant accounting policies	2		

The accompanying notes are an integral part of the financial statements.

As per our report of even date

For Rajeev & Ajay

Firm registration No. 009977N
Chartered Accountants

Ajay Sachdeva
Partner
Membership No. 084302



For and on behalf of the Board of Directors of
NAVRATTAN BUILDCON PRIVATE LIMITED

Kamal Bajaj
Kamal Bajaj
Director
DIN-06713913

Mayank Sharma
Mayank Sharma
Director
DIN-08129100

Place : New Delhi
Date : 24 June 2020

NAVRATTAN BUILDCON PRIVATE LIMITED
STATEMENT OF PROFIT AND LOSS FOR THE YEAR ENDED 31 MARCH 2020
(Amount in rupees, unless otherwise stated)

Particulars	Notes	31 March 2020	31 March 2019
Other income		-	-
Total Income (I)		-	-
EXPENSES			
Finance costs	9	649	89
Other expenses	10	8,336	10,874
Total Expenses (II)		8,985	10,963
(Loss) before tax from continuing operations (I-II)		(8,985)	(10,963)
Tax expense:			
Current tax		-	-
(Loss) for the year from continuing operations		(8,985)	(10,963)
Other comprehensive income		-	-
Total other comprehensive income for the year, net of tax		-	-
Total comprehensive (loss) for the year, net of tax		(8,985)	(10,963)
Earnings per equity share:	11		
(1) Basic		(0.09)	(0.11)
(2) Diluted		(0.09)	(0.11)

Summary of significant accounting policies 2

The accompanying notes are an integral part of the financial statements.

As per our report of even date

For Rajeev & Ajay
Firm registration No. 009977N
Chartered Accountants

Ajay Sachdeva
Partner
Membership No. : 084302



For and on behalf of the Board of Directors of
NAVRATTAN BUILDCON PRIVATE LIMITED

Kamal Bajaj
Kamal Bajaj
Director
DIN-06713913

Mayank Sharma
Mayank Sharma
Director
DIN-08129100

Place : New Delhi
Date : 24 June 2020

NAYAS PROJECTS PRIVATE LIMITED
BALANCE SHEET AS AT 31 MARCH 2020
(Amount in Rupees, unless otherwise stated)


	Notes	31 March 2020	31 March 2019
ASSETS			
Current assets			
Inventories	3	66,582,419	66,582,419
Financial assets			
Cash and cash equivalents	4	23,855	24,821
Other current assets	5	22,317,758	22,317,758
Total assets		88,924,031	88,924,998
EQUITY AND LIABILITIES			
Equity			
Equity share capital	6	100,000	100,000
Other equity	7	(39,788,632)	(39,529,580)
Total equity		(39,688,632)	(39,429,580)
LIABILITIES			
Current liabilities			
Financial liabilities			
Trade payables	8	-	-
-total outstanding dues of micro and small enterprises		-	-
-total outstanding dues other than micro and small enterprises		5,900	89,367,151
Other financial liabilities	9	250,000	-
Other current liabilities	10	128,356,763	38,987,427
Total liabilities		128,612,664	128,354,578
Total equity and liabilities		88,924,031	88,924,998

Summary of significant accounting policies

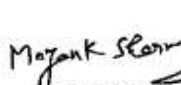

2

The accompanying notes are an integral part of the financial statements.

As per our report of even date

For MNV & CO.
Firm Reg. No. 023682N
Chartered Accountants

Vikram Singh
Partner
Membership No. 385887

For and on behalf of the Board of Directors of
NAYAS PROJECTS PRIVATE LIMITED.

Mayank Sharma
Director
DIN-08129100

Kamal Bajaj
Director
DIN-06713913


Place : New Delhi
Date : 24 June 2020

32

NAYAS PROJECTS PRIVATE LIMITED
STATEMENT OF PROFIT AND LOSS FOR THE YEAR ENDED 31 MARCH 2020
(Amount in Rupees, unless otherwise stated)

Particulars	Notes	31 March 2020	31 March 2019
Revenue		-	-
Total Income		-	-
EXPENSES			
Finance costs	11	716	36,043
Other expenses	12	258,336	10,871
Total Expenses		259,052	46,914
Profit/(Loss) before tax		(259,052)	(46,914)
Tax expense:			
Current tax		-	-
Profit/(Loss) for the year		(259,052)	(46,914)
Other comprehensive income		-	-
Total other comprehensive income for the year, net of tax		-	-
Total comprehensive income/(loss) for the year, net of tax		(259,052)	(46,914)
Earnings per equity share:	13		
Basic (Rs.)		(25.91)	(4.69)
Diluted (Rs.)		(25.91)	(4.69)
Summary of significant accounting policies	2		

The accompanying notes are an integral part of the financial statements.

As per our report of even date

For MNV & CO.

Firm Reg. No.: 022682

Chartered Accountants



Place : New Delhi

Date : 24 June 2020

For and on behalf of the Board of Directors of
NAYAS PROJECTS PRIVATE LIMITED,

Mayank Sharma *Kamal Bajaj*
Mayank Sharma Kamal Bajaj
Director Director
DIN-08129100 DIN-06713913

NETTLE PROPBUILD PRIVATE LIMITED
BALANCE SHEET AS AT 31 MARCH 2020
(Amount in rupees, unless otherwise stated)

ASSETS

Current assets

Inventories	
Financial assets	
Cash and cash equivalents	
Other financial assets	
Total Assets	

Notes	As at 31 March 2020	As at 31 March 2019
3	3,16,63,007	5,90,59,773
4	25,784	20,733
5	2,80,231	2,80,231
	3,19,69,022	5,93,60,737

EQUITY AND LIABILITIES

Equity

Equity share capital	
Other equity	
Total equity	

6	1,00,000	1,00,000
7	(2,84,685)	(3,28,909)
	(1,84,685)	(2,28,909)

LIABILITIES

Current liabilities

Financial liabilities	
Trade payables	
-total outstanding dues of micro and small enterprises	
-total outstanding dues other than micro and small enterprises	
Other current liabilities	
Total liabilities	

8	-	-
	5,900	11,301
9	3,21,47,807	5,95,78,345
	3,21,53,707	5,95,89,646

Total Equity and Liabilities

	3,19,69,022	5,93,60,737
--	--------------------	--------------------

Summary of significant accounting policies

2

The accompanying notes are an integral part of the financial statements.

As per our report of even date

For Rajeev & Ajay

Firm registration No. 084302N

Chartered Accountants

Ajay Sachdeva

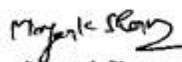
Partner

Membership No. 084302

Place : New Delhi

Date : 24 June 2020

For and on behalf of the Board of Directors of
NETTLE PROPBUILD PRIVATE LIMITED


Mayank Sharma
Director
DIN-08129100


Kamal Bajaj
Director
DIN-06713913

NETTLE PROPBUILD PRIVATE LIMITED
STATEMENT OF PROFIT AND LOSS FOR THE YEAR ENDED 31 MARCH 2020
(Amount in rupees, unless otherwise stated)

Particulars	Notes	31 March 2020	31 March 2019
Revenue From Operations	10	52,600	-
Total Income (I)		52,600	-
EXPENSES			
Finance costs	11	649	89
Other expenses	12	7,727	9,421
Total Expenses (II)		8,376	9,510
Profit/(Loss) before tax from continuing operations (I-II)		44,224	(9,510)
Tax expense:			
Current tax		-	-
Profit/(Loss) for the year from continuing operations		44,224	(9,510)
Other comprehensive income		-	-
Total other comprehensive income for the year, net of tax		-	-
Total comprehensive (loss) for the year, net of tax		44,224	(9,510)
Earnings per equity share:	13		
(1) Basic		4.42	(0.95)
(2) Diluted		4.42	(0.95)

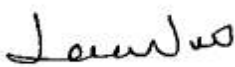
Summary of significant accounting policies

2

The accompanying notes are an integral part of the financial statements.


As per our report of even date

For Rajeev & Ajay
Firm registration No : 009977N
Chartered Accountants



Ajay Sachdeva
Partner
Membership No. : 084302

For and on behalf of the Board of Directors of
NETTLE PROPBUILD PRIVATE LIMITED


Mayank Sharma
Director
DIN-08129100


Kamal Bajaj
Director
DIN-06713913

Place : New Delhi
Date : 24 June 2020

NEWT PROPBUILD PRIVATE LIMITED
BALANCE SHEET AS AT 31 MARCH 2020
(Amount in rupees, unless otherwise stated)

	Notes	As at 31 March 2020	As at 31 March 2019
ASSETS			
Current assets			
Inventories	3	2,07,13,380	2,07,13,380
Financial assets			
Cash and cash equivalents	4	24,891	20,316
Other financial assets	5	10,01,117	14,17,641
Total Assets		2,17,39,388	2,21,51,337
EQUITY AND LIABILITIES			
Equity			
Equity share capital	6	1,00,000	1,00,000
Other equity	7		
Retained earnings		(2,86,721)	(2,77,133)
Total equity		(1,86,721)	(1,77,133)
LIABILITIES			
Current liabilities			
Financial liabilities			
Trade payables	8		
-total outstanding dues of micro and small enterprises		5,900	11,301
-total outstanding dues other than micro and small enterprises			
Other current liabilities	9	2,19,20,209	2,23,17,169
Total liabilities		2,19,26,109	2,23,28,470
Total Equity and Liabilities		2,17,39,388	2,21,51,337

Summary of significant accounting policies

2

The accompanying notes are an integral part of the financial statements.

As per our report of even date

For Rajeev & Ajay

Firm registration No : 009977N

Chartered Accountants

Ajay Sachdeva

Partner

Membership No. 084302



For and on behalf of the Board of Directors of
NEWT PROPBUILD PRIVATE LIMITED

Praveen Kumar Madan

Praveen Kumar Madan

Director

DIN-08595762

Mayank Sharma

Mayank Sharma

Director

DIN-8129100

Place : New Delhi

Date : 24 June 2020

24

NEWT PROPBUILD PRIVATE LIMITED
STATEMENT OF PROFIT AND LOSS FOR THE YEAR ENDED 31 MARCH 2020
(Amount in rupees, unless otherwise stated)

Particulars	Notes	31 March 2020	31 March 2019
Revenue		-	-
Total Income (I)		-	-
EXPENSES			
Finance costs	10	649	89
Other expenses	11	8,939	8,485
Total Expenses (II)		9,588	8,574
(Loss) before tax from continuing operations (I-II)		(9,588)	(8,574)
Tax expense:			
Current tax		-	-
(Loss) for the year from continuing operations		(9,588)	(8,574)
Other comprehensive income		-	-
Total other comprehensive income for the year, net of tax		-	-
Total comprehensive (loss) for the year, net of tax		(9,588)	(8,574)
Earnings per equity share:	12		
(1) Basic		(0.96)	(0.86)
(2) Diluted		(0.96)	(0.86)

Summary of significant accounting policies

2


The accompanying notes are an integral part of the financial statements.

As per our report of even date

For Rajeev & Ajay

Firm registration No : 009977N

Chartered Accountants



Ajay Sachdeva

Partner

Membership No. 084302

For and on behalf of the Board of Directors of
NEWT PROPBUILD PRIVATE LIMITED

Praveen Kumar Madan

Praveen Kumar Madan

Director

DIN-08595762

Mayank Sharma

Mayank Sharma

Director

DIN-8129100

Place : New Delhi

Date : 24 June 2020

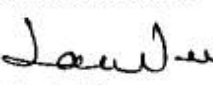
NIPPER PROPBUILD PRIVATE LIMITED
BALANCE SHEET AS AT 31 MARCH 2020
(Amount in Rupees, unless otherwise stated)

	Notes	As at 31 March 2020	As at 31 March 2019
ASSETS			
Current assets			
Inventories	3	4,71,16,335	4,71,16,335
Financial assets			
Cash and cash equivalents	4	14,529	63,318
Other financial assets	5	65,24,797	65,24,797
Other current assets	6	20,02,634	20,02,634
Total Assets		5,56,58,295	5,57,07,084
EQUITY AND LIABILITIES			
Equity			
Equity share capital	7	1,00,000	1,00,000
Other equity	8	(2,97,497)	(2,76,134)
Total equity		(1,97,497)	(1,76,134)
LIABILITIES			
Current liabilities			
Financial liabilities			
Trade payables	9		
-total outstanding dues of micro and small enterprises			
-total outstanding dues other than micro and small enterprises		5,900	11,300
Other current liabilities	10	5,58,49,892	5,58,71,918
Total liabilities		5,58,55,792	5,58,83,218
Total Equity and Liabilities		5,56,58,295	5,57,07,084
Summary of significant accounting policies	2		

The accompanying notes are an integral part of the financial statements.

As per our report of even date

For Rajeev & Ajay
Firm registration No : 009977N
Chartered Accountants


Ajay Sachdeva
Partner
Membership No. : 084302



For and on behalf of the Board of Directors of
NIPPER PROPBUILD PRIVATE LIMITED


Lalat Prasad Singh
Director
DIN-08129091


Yashpal Saun
Director
DIN-08385668

Place : New Delhi
Date : 24 June 2020

NIPPER PROPBUILD PRIVATE LIMITED
STATEMENT OF PROFIT AND LOSS FOR THE YEAR ENDED 31 MARCH 2020
(Amount in Rupees, unless otherwise stated)

Particulars	Notes	31 March 2020	31 March 2019
Other Income	11	-	1,69,61,016
Total Income (I)		-	1,69,61,016
EXPENSES			
Finance costs	12	649	142
Other expenses	13	20,714	1,69,71,685
Total Expenses (II)		21,363	1,69,71,827
Profit/(Loss) before tax from continuing operations (I-II)		(21,363)	(10,811)
Tax expense:			
Current Tax		-	-
Profit/(Loss) for the year from continuing operations		(21,363)	(10,811)
Other Comprehensive Income		-	-
Total other comprehensive income for the year, net of tax		-	-
Total comprehensive income/(loss) for the year, net of tax		(21,363)	(10,811)
Earnings per equity share (computed on the basis of profit/(loss) for the year):	14		
(1) Basic		(2.14)	(1.08)
(2) Diluted		(2.14)	(1.08)

Summary of significant accounting policies 2

The accompanying notes are an integral part of the financial statements.

As per our report of even date

For Rajeev & Ajay
Firm registration No : 009977N
Chartered Accountants

Ajay Sachdeva
Partner
Membership No. : 084302



For and on behalf of the Board of Directors of
NIPPER PROPBUILD PRIVATE LIMITED

Lochan Prasad Singh
Director
DIN-08129091

Yashpal Saun
Director
DIN-08385668

Place : New Delhi
Date : 24 June 2020

NISHKARSH ESTATES PRIVATE LIMITED
BALANCE SHEET AS AT 31 MARCH 2020
(Amount in rupees, unless otherwise stated)

ASSETS

Current assets

Inventories

Financial assets

Cash and cash equivalents

Total Assets

EQUITY AND LIABILITIES

Equity

Equity share capital

Other equity

Total equity

LIABILITIES

Current liabilities

Financial liabilities

Trade payables

-total outstanding dues of micro and small enterprises

-total outstanding dues other than micro and small enterprises

Other current liabilities

Total liabilities

Total Equity and Liabilities

Summary of significant accounting policies

The accompanying notes are an integral part of the financial statements.

As per our report of even date

For MNV & CO.

Firm Reg. No.: 023682N

Chartered Accountants

Vikram Suri

Partner

Membership No.: 505887

Place : New Delhi

Date : 24 June 2020

Notes	As at 31 March 2020	As at 31 March 2019
3	132,235,697	132,235,697
4	18,033	16,582
	132,253,730	132,252,279
5	1,000,000	1,000,000
6	(445,231)	(435,034)
	554,769	564,966
7	-	-
8	5,900	5,899
	131,693,061	131,681,414
	131,698,961	131,687,313
	132,253,730	132,252,279

2

For and on behalf of the Board of Directors of
NISHKARSH ESTATES PRIVATE LIMITED

Meda Aswini
Director
DIN-08394637

Kamal Bajaj
Director
DIN- 06713913

NISHKARSH ESTATES PRIVATE LIMITED
STATEMENT OF PROFIT AND LOSS FOR THE YEAR ENDED 31 MARCH 2020
(Amount in rupees, unless otherwise stated)

Particulars	Notes	31 March 2020	31 March 2019
Revenue		-	-
Total Income		-	-
EXPENSES			
Finance costs	9	649	118
Other expenses	10	9,548	31,603
Total Expenses		10,197	31,721
(Loss) before tax from continuing operations		(10,197)	(31,721)
Tax expense:			
Current tax		-	-
(Loss) for the year from continuing operations		(10,197)	(31,721)
Other comprehensive income		-	-
Total other comprehensive income for the year, net of tax		-	-
Total comprehensive income/(loss) for the year, net of tax		(10,197)	(31,721)
Earnings per equity share:	11		
(1) Basic		(0.10)	(0.32)
(2) Diluted		(0.10)	(0.32)

Summary of significant accounting policies

2

The accompanying notes are an integral part of the financial statements.

As per our report of even date

For MNV & CO.

Firm Reg. No.: 023682N

Chartered Accountants

Vikram Suri

Vikram Suri

Partner

Membership No.: 505887

For and on behalf of the Board of Directors of
NISHKARSH ESTATES PRIVATE LIMITED

Meda Aswini

Meda Aswini

Director

DIN-08394637

Kamal Bajaj

Kamal Bajaj

Director

DIN- 06713913

Place : New Delhi

Date : 24 June 2020

NOTCH PROBUILD PRIVATE LIMITED
BALANCE SHEET AS AT 31 MARCH 2020
(Amount in Rupees, unless otherwise stated)

	Notes	As at 31 March 2020	As at 31 March 2019
ASSETS			
Current assets			
Inventories	3	7,56,04,427	7,56,04,427
Financial assets			
Cash and cash equivalents	4	13,580	23,869
Other financial assets	5	1,13,59,203	1,13,59,203
Other current assets	6	99,48,312	99,48,312
		9,69,25,522	9,69,35,811
Total Assets			
		9,69,25,522	9,69,35,811
EQUITY AND LIABILITIES			
Equity			
Equity share capital	7	1,00,000	1,00,000
Other equity	8		
Retained earnings		(5,08,564)	(4,87,192)
Total equity		(4,08,564)	(3,87,192)
LIABILITIES			
Current liabilities			
Financial liabilities			
Trade payables	9		
-total outstanding dues of micro and small enterprises		-	-
-total outstanding dues other than micro and small enterprises		5,900	11,300
Other current liabilities	10	9,73,28,186	9,73,11,703
Total liabilities		9,73,34,086	9,73,23,003
Total Equity and Liabilities			
		9,69,25,522	9,69,35,811


Summary of significant accounting policies 2

The accompanying notes are an integral part of the financial statements.

As per our report of even date

For Rajeev & Ajay
Firm registration No : 009977N
Chartered Accountants

Ajay Sachdeva
Partner
Membership No. : 084302



For and on behalf of the Board of Directors of
NOTCH PROBUILD PRIVATE LIMITED

Vijay Garg
Director
DIN-08129147

Kamal Bajaj
Director
DIN-06713913

Place : New Delhi
Date : 24 June 2020

201

NOTCH PROPBUILD PRIVATE LIMITED
STATEMENT OF PROFIT AND LOSS FOR THE YEAR ENDED 31 MARCH 2020
(Amount in Rupees, unless otherwise stated)

Particulars	Notes	31 March 2020	31 March 2019
Other Income	11	-	9,94,83,137
Total Income (I)		-	9,94,83,137
EXPENSES			
Finance costs	12	649	236
Other expenses	13	20,723	9,94,93,494
Total Expenses (II)		21,372	9,94,93,730
Profit/(Loss) before tax from continuing operations (I-II)		(21,372)	(10,593)
Tax expense:			
Current Tax		-	-
Profit/(Loss) for the year from continuing operations		(21,372)	(10,593)
Other Comprehensive Income		-	-
Total other comprehensive income for the year, net of tax		-	-
Total comprehensive income/(loss) for the year, net of tax		(21,372)	(10,593)
Earnings per equity share (computed on the basis of profit/(loss) for the year):	14		
(1) Basic		(2.14)	(1.06)
(2) Diluted		(2.14)	(1.06)

Summary of significant accounting policies 3

The accompanying notes are an integral part of the financial statements.

As per our report of even date

For Rajeev & Ajay
Firm registration No : 009977N
Chartered Accountants

Ajay Sachdeva
Partner
Membership No. : 084302



For and on behalf of the Board of Directors of
NOTCH PROPBUILD PRIVATE LIMITED

Vijay Garg
Director
DIN-08129147

Kamal Bajaj
Director
DIN-06713913

Place : New Delhi
Date : 24 June 2020

PANSY BUILDCONS PRIVATE LIMITED
BALANCE SHEET AS AT 31 MARCH 2020
(Amount in Rupees, unless otherwise stated)

	Notes	As at 31 March 2020	As at 31 March 2019
ASSETS			
Current assets			
Financial assets			
Cash and cash equivalents	3	46,575	56,829
Other financial assets	4	33,300,216	33,440,089
Other current assets	5	-	-
Total Assets		33,346,791	33,496,918
EQUITY AND LIABILITIES			
Equity			
Equity share capital	6	200,000	200,000
Other equity	7	33,126,891	33,258,618
Total equity		33,326,891	33,458,618
LIABILITIES			
Current liabilities			
Financial liabilities			
Trade payables	8	-	-
-total outstanding dues of micro and small enterprises		-	-
-total outstanding dues other than micro and small enterprises		18,500	38,300
Other current liabilities	9	1,400	-
Total liabilities		19,900	38,300
Total Equity and Liabilities		33,346,791	33,496,918
Summary of significant accounting policies	2		

The accompanying notes are an integral part of the financial statements.

As per our report of even date

For Rajeev & Ajay
Firm registration No : 009977N
Chartered Accountants

Ajay Sachdeva
Partner
Membership No. : 084302



For and on behalf of the Board of Directors of
PANSY BUILDCONS PRIVATE LIMITED

Jahangir Ashraf
Director
DIN-08587748

Arif Mohamad
Director
DIN-07119219

Place : New Delhi
Date : 24 June 2020

PANSY BUILDCONS PRIVATE LIMITED
STATEMENT OF PROFIT AND LOSS FOR THE YEAR ENDED 31 MARCH 2020
(Amount in Rupees, unless otherwise stated)

Particulars	Notes	31 March 2020	31 March 2019
Revenue From Operations	10	463	-
Total Income (I)		463	-
EXPENSES			
Finance costs	11	704	-
Other expenses	12	131,486	487,065
Total Expenses (II)		132,190	487,065
Profit/(Loss) before tax from continuing operations (I-II)		(131,727)	(487,065)
Tax expense:			
Current Tax		-	-
Profit/(Loss) for the year from continuing operations		(131,727)	(487,065)
Other Comprehensive Income		-	-
Total other comprehensive income for the year, net of tax		-	-
Total comprehensive income/(loss) for the year, net of tax		(131,727)	(487,065)
Earnings per equity share (computed on the basis of profit/(loss) for the year):	13		
(1) Basic		(6.59)	(24.35)
(2) Diluted		(6.59)	(24.35)
Summary of significant accounting policies	2		

The accompanying notes are an integral part of the financial statements.

As per our report of even date

For Rajeev & Ajay
Firm registration No : 009977N
Chartered Accountants

Ajay Sachdeva

Ajay Sachdeva
Partner

Membership No. : 084302



For and on behalf of the Board of Directors of
PANSY BUILDCONS PRIVATE LIMITED

Jahangir Ashraf

Jahangir Ashraf
Director
DIN-08587748

Arif Mohamad

Arif Mohamad
Director
DIN-07119219

Place : New Delhi
Date : 24 June 2020

PAVING PROPBUILD PRIVATE LIMITED
BALANCE SHEET AS AT 31 MARCH 2020
(Amount in rupees, unless otherwise stated)

	Notes	As at 31 March 2020	As at 31 March 2019
ASSETS			
Current assets			
Inventories	3	50,77,290	50,77,290
Financial assets			
Cash and cash equivalents	4	24,117	20,066
Total Assets		51,01,407	50,97,356
EQUITY AND LIABILITIES			
Equity			
Equity share capital	5	1,00,000	1,00,000
Other equity	6	(11,54,425)	(11,45,443)
Total equity		(10,54,425)	(10,45,443)
LIABILITIES			
Current liabilities			
Financial liabilities			
Trade payables	7		
-total outstanding dues of micro and small enterprises		5,902	11,301
-total outstanding dues other than micro and small enterprises			
Other current liabilities	8	61,49,930	61,31,498
Total liabilities		61,55,832	61,42,799
Total Equity and Liabilities		51,01,407	50,97,356

Summary of significant accounting policies

2

The accompanying notes are an integral part of the financial statements.

As per our report of even date

For Rajeev & Ajay
Firm registration No : 009977M
Chartered Accountants

Ajay Sachdeva
Partner
Membership No. : 084302



For and on behalf of the Board of Directors of
PAVING PROPBUILD PRIVATE LIMITED

Kamal Bajaj
Director
DIN-06713913

Lalita Kumar Sahoo
Director
DIN-08396540

Place : New Delhi
Date : 24 June 2020

PAVING PROPBUILD PRIVATE LIMITED
STATEMENT OF PROFIT AND LOSS FOR THE YEAR ENDED 31 MARCH 2020
(Amount in rupees, unless otherwise stated)

Particulars	Notes	31 March 2020	31 March 2019
Revenue		-	-
Total Income (I)		-	-
EXPENSES			
Finance costs	9	649	89
Other expenses	10	8,333	10,565
Total Expenses (II)		8,982	10,654
(Loss) before tax from continuing operations (I-II)		(8,982)	(10,654)
Tax expense:			
Current tax		-	-
(Loss) for the year from continuing operations		(8,982)	(10,654)
Other comprehensive income		-	-
Total other comprehensive income for the year, net of tax		-	-
Total comprehensive (loss) for the year, net of tax		(8,982)	(10,654)
Earnings per equity share:	11		
(1) Basic		(0.90)	(1.07)
(2) Diluted		(0.90)	(1.07)

Summary of significant accounting policies

2

The accompanying notes are an integral part of the financial statements.

As per our report of even date

For Rajeev & Ajay
Firm registration No : 009977N
Chartered Accountants

Ajay Sachdeva
Partner
Membership No. : 084302



For and on behalf of the Board of Directors of
PAVING PROPBUILD PRIVATE LIMITED

Kamal Bajaj
Kamal Bajaj
Director
DIN-06713913

Lalita Kumar Sahoo
Lalita Kumar Sahoo
Director
DIN-08396540

20

Place : New Delhi
Date : 24 June 2020

PERCH CONBUILD PRIVATE LIMITED
BALANCE SHEET AS AT 31 MARCH 2020
(Amount in Rupees, unless otherwise stated)

	Notes	As at 31 March 2020	As at 31 March 2019
ASSETS			
Non-current assets			
Current assets			
Financial assets			
Investments	3	-	-
Cash and cash equivalents	4	25,453	19,402
Total Assets		25,453	19,402
EQUITY AND LIABILITIES			
Equity			
Equity share capital	5	1,00,000	1,00,000
Other equity	6	(2,51,34,816)	(2,51,25,531)
Total equity		(2,50,34,816)	(2,50,25,531)
LIABILITIES			
Current liabilities			
Financial liabilities			
Trade payables	7	-	-
-total outstanding dues of micro and small enterprises		5,900	11,301
-total outstanding dues other than micro and small enterprises	8	2,50,54,369	2,50,33,632
Other current liabilities		2,50,60,269	2,50,44,933
Total liabilities		25,453	19,402
Total Equity and Liabilities		25,453	19,402

Summary of significant accounting policies 2

The accompanying notes are an integral part of the financial statements.

As per our report of even date

For Rajeev & Ajay

Firm registration No. 00978
Chartered Accountants

Ajay Suchdeva
Partner

Membership No. : 084302



For and on behalf of the Board of Directors of
PERCH CONBUILD PRIVATE LIMITED

Navneet Kaur
Director
DIN-08324165

Sudesh Pal Singh
Director
DIN-01888151

(Signature of Navneet Kaur)

(Signature of Sudesh Pal Singh)

Place : New Delhi
Date : 24 June 2020

PERCH CONBUILD PRIVATE LIMITED
STATEMENT OF PROFIT AND LOSS FOR THE YEAR ENDED 31 MARCH 2020
(Amount in Rupees, unless otherwise stated)

Particulars	Notes	31 March 2020	31 March 2019
Other income		-	-
Total Income (I)		-	-
EXPENSES			
Finance costs	9	649	89
Other expenses	10	8,636	11,813
Total Expenses (II)		9,285	11,902
Profit/(Loss) before tax from continuing operations (I-II)		(9,285)	(11,902)
Tax expense:			
Current Tax		-	-
Profit/(Loss) for the year from continuing operations		(9,285)	(11,902)
Other Comprehensive Income		-	-
Total other comprehensive income for the year, net of tax		-	-
Total comprehensive income/(loss) for the year, net of tax		(9,285)	(11,902)
Earnings per equity share (computed on the basis of profit/(loss) for the year):	11		
(1) Basic		(0.93)	(1.19)
(2) Diluted		(0.93)	(1.19)

Summary of significant accounting policies

2

The accompanying notes are an integral part of the financial statements.

As per our report of even date

For Rajeev & Ajay
Firm registration No : 009977N
Chartered Accountants

Ajay Sachdev
Partner
Membership No. 084382



For and on behalf of the Board of Directors of
PERCH CONBUILD PRIVATE LIMITED

Navneet Kaur
Director
DIN-08324165

Sudesh Pal Singh
Director
DIN-01888151

Place : New Delhi
Date : 24 June 2020

PERPETUAL REALTORS PRIVATE LIMITED
BALANCE SHEET AS AT 31 MARCH 2020
(Amount in rupees, unless otherwise stated)

	Notes	As at 31 March 2020	As at 31 March 2019
ASSETS			
Current assets			
Inventories	3	107,227,869	107,227,869
Financial assets			
Cash and cash equivalents	4	26,605	25,604
Total assets		107,254,474	107,253,473
EQUITY AND LIABILITIES			
Equity			
Equity share capital	5	100,000	100,000
Other equity	6	(514,719)	(421,064)
Total equity		(414,719)	(321,064)
LIABILITIES			
Current liabilities			
Financial liabilities			
Trade payables	7		
-total outstanding dues of micro and small enterprises			
-total outstanding dues other than micro and small enterprises		11,800	5,899
Other current liabilities	8	107,657,394	107,568,638
Provisions	9		
Total liabilities		107,669,193	107,574,537
Total equity and liabilities		107,254,474	107,253,473

Summary of significant accounting policies

2

The accompanying notes are an integral part of the financial statements.

As per our report of even date

For MNV & CO.
Firm Reg. No.: 023682N
Chartered Accountants

Vikrant Suri
Partner
Membership No.: S05887

For and on behalf of the Board of Directors of
PERPETUAL REALTORS PRIVATE LIMITED


Dhiraaj Kumar Singh
Director
DIN- 08375395


Manish Kumar
Director
DIN- 08376582

Place : New Delhi
Date : 24 June 2020

24

PERPETUAL REALTORS PRIVATE LIMITED
STATEMENT OF PROFIT AND LOSS FOR THE YEAR ENDED 31 MARCH 2020
(Amount in rupees, unless otherwise stated)

Particulars	Notes	31 March 2020	31 March 2019
Revenue		-	-
Total Income		-	-
EXPENSES			
Finance costs	10	649	-
Other expenses	11	93,006	11,603
Total Expenses		93,655	11,603
(Loss) before tax from continuing operations		(93,655)	(11,603)
Tax expense:			
Current tax		-	-
(Loss) for the year from continuing operations		(93,655)	(11,603)
Other comprehensive income		-	-
Total other comprehensive income for the year, net of tax		-	-
Total comprehensive (loss) for the year, net of tax		(93,655)	(11,603)
Earnings per equity share:	12		
Basic (Rs.)		(9.37)	(1.16)
Diluted (Rs.)		(9.37)	(1.16)

Summary of significant accounting policies

2

The accompanying notes are an integral part of the financial statements.

As per our report of even date

For MNV & CO.
Firm Reg. No.: 023682N
Chartered Accountants

Vikram Suri
Partner
Membership No.: 505887

For and on behalf of the Board of Directors of
PERPETUAL REALTORS PRIVATE LIMITED


Dhruv Kumar Singh
Director
DIN- 08375395


Manish Kumar
Director
DIN- 08376582

Place : New Delhi
Date : 24 June 2020

PRAGYA BUILDCON PRIVATE LIMITED
BALANCE SHEET AS AT 31 MARCH 2020
(Amount in rupees, unless otherwise stated)

	Notes	As at 31 March 2020	As at 31 March 2019
ASSETS			
Current assets			
Inventories	3	9,75,49,943	9,75,49,943
Financial assets			
Cash and cash equivalents	4	24,265	20,214
Other current assets	5	-	-
Total Assets		9,75,74,208	9,75,70,157
EQUITY AND LIABILITIES			
Equity			
Equity share capital	6	1,00,000	1,00,000
Other equity	7	(3,89,54,032)	(3,90,19,527)
Total equity		(3,88,54,032)	(3,89,19,527)
LIABILITIES			
Current liabilities			
Financial liabilities			
Trade payables	8	-	-
-total outstanding dues of micro and small enterprises		5,902	87,801
-total outstanding dues other than micro and small enterprises		-	-
Other current liabilities	9	13,64,22,338	13,64,01,883
Total liabilities		13,64,28,240	13,64,89,684
Total Equity and Liabilities		9,75,74,208	9,75,70,157

Summary of significant accounting policies 2

The accompanying notes are an integral part of the financial statements.

As per our report of even date

For Rajeev & Ajay
Firm registration No-069977N
Chartered Accountants

Ajay Sachdeva
Partner
Membership No-084302

Place : New Delhi
Date : 24 June 2020

For and on behalf of the Board of Directors of
PRAGYA BUILDCON PRIVATE LIMITED

Manoj Singh
Director
DIN- 08129479

Vibhu Goyal
Director
DIN- 07807106

PRAGYA BUILDCON PRIVATE LIMITED
STATEMENT OF PROFIT AND LOSS FOR THE YEAR ENDED 31 MARCH 2020
(Amount in rupees, unless otherwise stated)

Particulars	Notes	31 March 2020	31 March 2019
Other Income	10	76,500	-
Total Income (I)		76,500	-
EXPENSES			
Finance costs	11	649	89
Other expenses	12	10,356	10,563
Total Expenses (II)		11,005	10,652
Profit/(Loss) before tax from continuing operations (I-II)		65,495	(10,652)
Tax expense:			
Current tax		-	-
Profit/(Loss) for the year from continuing operations		65,495	(10,652)
Other comprehensive income		-	-
Total other comprehensive income for the year, net of tax		-	-
Total comprehensive (loss) for the year, net of tax		65,495	(10,652)
Earnings per equity share:	13		
(1) Basic		6.55	(1.07)
(2) Diluted		6.55	(1.07)

Summary of significant accounting policies

2

The accompanying notes are an integral part of the financial statements.

As per our report of even date

For Rajeev & Ajay

Firm registration No. 009827
Chartered Accountants

Ajay Sachdev
Partner
Membership No. : 084302



For and on behalf of the Board of Directors of
PRAGYA BUILDCON PRIVATE LIMITED

Mahesh Singh
Director
DIN: 08129479

Vibha Goyal
Director
DIN: 07807106

Place : New Delhi
Date : 24 June 2020

PRATHAM PROMOTERS PRIVATE LIMITED
BALANCE SHEET AS AT 31 MARCH 2020
(Amount in Rupees, unless otherwise stated)

	Notes	As at 31 March 2020	As at 31 March 2019
ASSETS			
Current assets			
Financial assets			
Cash and cash equivalents	3	19,575	24,525
Total Assets		19,575	24,525
EQUITY AND LIABILITIES			
Equity			
Equity share capital	4	10,00,000	10,00,000
Other equity	5	(10,35,672)	(10,24,494)
Total equity		(35,672)	(24,494)
LIABILITIES			
Current liabilities			
Financial liabilities			
Trade payables	6	-	-
-total outstanding dues of micro and small enterprises		-	-
-total outstanding dues other than micro and small enterprises		5,900	11,301
Other financial liabilities	7	5,902	5,901
Other current liabilities	8	43,445	31,817
Total liabilities		55,247	49,019
Total Equity and Liabilities		19,575	24,525
Summary of significant accounting policies	2		

The accompanying notes are an integral part of the financial statements.

As per our report of even date

For Rajeev & Ajay
Firm registration No : 009977N
Chartered Accountants

Ajay Sachdeva
Partner
Membership No. : 084302



For and on behalf of the Board of Directors of
PRATHAM PROMOTERS PRIVATE LIMITED

Ajit Madathil Pavithran
Director
DIN- 0276243

Niranjana Kumar Jha
Director
DIN- 08376638

Place : New Delhi
Date : 24 June 2020

PRATHAM PROMOTERS PRIVATE LIMITED
STATEMENT OF PROFIT AND LOSS FOR THE YEAR ENDED 31 MARCH 2020
(Amount in Rupees, unless otherwise stated)

Particulars	Notes	31 March 2020	31 March 2019
Revenue		-	-
Total Income (I)		-	-
EXPENSES			
Finance costs	9	649	89
Other expenses	10	10,529	13,890
Total Expenses (II)		11,178	13,979
Profit/(Loss) before tax from continuing operations (I-II)		(11,178)	(13,979)
Tax expense:			
Current tax		-	-
Profit/(Loss) for the year from continuing operations		(11,178)	(13,979)
Other Comprehensive Income		-	-
Total other comprehensive income for the year, net of tax		-	-
Total comprehensive income/(loss) for the year, net of tax		(11,178)	(13,979)
Earnings per equity share (computed on the basis of profit/(loss) for the year):	11		
(1) Basic		(0.11)	(0.14)
(2) Diluted		(0.11)	(0.14)
Summary of significant accounting policies	2		

The accompanying notes are an integral part of the financial statements.

As per our report of even date

For Rajeev & Ajay

Firm registration No : 00997278

Chartered Accountants

Ajay Sachdeva

Partner

Membership No. : 084302



For and on behalf of the Board of Directors of

PRATHAM PROMOTERS PRIVATE LIMITED

Ajit Madathil Pavithran

Director

DIN- 07176243

Niranjan Kumar Jha

Director

DIN- 08376638

Place : New Delhi

Date : 24 June 2020

PRATIKSHA BUILDCON PRIVATE LIMITED
BALANCE SHEET AS AT 31 MARCH 2020
(Amount in rupees, unless otherwise stated)

ASSETS

Current assets

Inventories

Financial assets

Cash and cash equivalents

Total Assets

EQUITY AND LIABILITIES

Equity

Equity share capital

Other equity

Total equity

LIABILITIES

Current liabilities

Financial liabilities

Trade payables

-total outstanding dues of micro and small enterprises

-total outstanding dues other than micro and small enterprises

Other current liabilities

Total liabilities

Total Equity and Liabilities

Summary of significant accounting policies

The accompanying notes are an integral part of the financial statements.

As per our report of even date

For MNV & CO.

Firm registration No. 023682N

Chartered Accountants

Vikrant Suri

Partner

Membership No.: 505887

Place : New Delhi

Date : 24 June 2020

Notes	As at 31 March 2020	As at 31 March 2019
3	318,866,306	318,866,306
4	18,369	14,918
	318,884,675	318,881,224
5	1,000,000	1,000,000
6	(764,279)	(753,274)
	235,721	246,726
7	5,901	5,900
8	318,643,054	318,628,598
	318,648,954	318,634,498
	318,884,675	318,881,224

2

For and on behalf of the Board of Directors of
PRATIKSHA BUILDCON PRIVATE LIMITED

Manoj Saini
Director
DIN-08129479

Narendra Vashisht
Director
DIN- 06713906

PRATIKSHA BUILDCON PRIVATE LIMITED
STATEMENT OF PROFIT AND LOSS FOR THE YEAR ENDED 31 MARCH 2020
(Amount in rupees, unless otherwise stated)

Particulars	Notes	31 March 2020	31 March 2019
Other income		-	-
Total Income		-	-
EXPENSES			
Finance costs	9	649	118
Other expenses	10	10,356	11,188
Total Expenses		11,005	11,306
(Loss) before tax from continuing operations		(11,005)	(11,306)
Tax expense:			
Current tax		-	-
(Loss) for the year from continuing operations		(11,005)	(11,306)
Other comprehensive income		-	-
Total other comprehensive income for the year, net of tax		-	-
Total comprehensive (loss) for the year, net of tax		(11,005)	(11,306)
Earnings per equity share:	11		
(1) Basic		(0.11)	(0.11)
(2) Diluted		(0.11)	(0.11)

Summary of significant accounting policies

2

The accompanying notes are an integral part of the financial statements.

As per our report of even date

For MNV & CO.

Firm registration No.: 023682N

Chartered Accountants

Vikrant Suri

Partner

Membership No.: 505883

Place : New Delhi

Date : 24 June 2020

For and on behalf of the Board of Directors of
PRATIKSHA BUILDCON PRIVATE LIMITED

Manoj Soni

Director

DIN-08129479

Narendra Vashisht

Director

DIN- 06713906

PREZZIE BUILDCON PRIVATE LIMITED
BALANCE SHEET AS AT 31 MARCH 2020
(Amount in Rupees, unless otherwise stated)

	Notes	As at 31 March 2020	As at 31 March 2019
ASSETS			
Current assets			
Inventories	3	9,167,320	9,167,320
Financial assets			
Cash and cash equivalents	4	25,796	27,745
Other financial assets	5	180,731	180,731
Other current assets	6	-	-
Total Assets		9,373,847	9,375,796
EQUITY AND LIABILITIES			
Equity			
Equity share capital	7	100,000	100,000
Other equity	8	(197,771)	(188,183)
Total equity		(97,771)	(88,183)
LIABILITIES			
Current liabilities			
Financial liabilities			
Trade payables	9	-	-
-total outstanding dues of micro and small enterprises		-	-
-total outstanding dues other than micro and small enterprises		5,900	11,300
Other current liabilities	10	9,465,718	9,452,679
Total liabilities		9,471,618	9,463,979
Total Equity and Liabilities		9,373,847	9,375,796
Summary of significant accounting policies	2		

The accompanying notes are an integral part of the financial statements.

As per our report of even date

For Rajeev & Ajay
Firm registration No: 009977N
Chartered Accountants

Ajay Sachdeva
Partner
Membership No: 084302

For and on behalf of the Board of Directors of
PREZZIE BUILDCON PRIVATE LIMITED

Seema Shekher
Director
DIN- 08376730

Harshit Singhal
Director
DIN-08455120

Place : New Delhi
Date : 24 June 2020

PREZZIE BUILDCON PRIVATE LIMITED
STATEMENT OF PROFIT AND LOSS FOR THE YEAR ENDED 31 MARCH 2020
(Amount in Rupees, unless otherwise stated)

Particulars	Notes	31 March 2020	31 March 2019
Other income		-	-
Total Income (I)		-	-
EXPENSES			
Finance costs	11	649	-
Other expenses	12	8,939	7,237
Total Expenses (II)		9,588	7,237
Profit/(Loss) before tax from continuing operations (I-II)		(9,588)	(7,237)
Tax expense:			
Current tax		-	-
Profit/(Loss) for the year from continuing operations		(9,588)	(7,237)
Other Comprehensive Income		-	-
Total other comprehensive income for the year, net of tax		-	-
Total comprehensive income/(loss) for the year, net of tax		(9,588)	(7,237)
Earnings per equity share (computed on the basis of profit/(loss) for the year):	13		
(1) Basic		(0.96)	(0.72)
(2) Diluted		(0.96)	(0.72)

Summary of significant accounting policies

2

The accompanying notes are an integral part of the financial statements.

As per our report of even date

For Rajeev & Ajay
Firm registration No : 009977N
Chartered Accountants


Ajay Sachdeva
Partner
Membership No. 084302

For and on behalf of the Board of Directors of
PREZZIE BUILDCON PRIVATE LIMITED


Seema Shekher
Director
DIN- 08376730


Harshit Singhal
Director
DIN-08455120

Place : New Delhi
Date : 24 June 2020

PROGENY BUILDCON PRIVATE LIMITED
BALANCE SHEET AS AT 31 MARCH 2020
(Amount in rupees, unless otherwise stated)

	Notes	As at 31 March 2020	As at 31 March 2019
ASSETS			
Current assets			
Inventories	3	1,76,10,414	1,76,10,414
Financial assets			
Cash and cash equivalents	4	25,042	24,901
Other current assets	5	18,37,249	18,59,849
Total Assets		1,94,72,705	1,94,95,164
EQUITY AND LIABILITIES			
Equity			
Equity share capital	6	1,00,000	1,00,000
Other equity	7	(1,30,462)	(1,97,667)
Total equity		(30,462)	(97,667)
LIABILITIES			
Current liabilities			
Financial liabilities			
Trade payables	8	-	-
-total outstanding dues of micro and small enterprises		-	-
-total outstanding dues other than micro and small enterprises		5,900	11,301
Other current liabilities	9	1,94,97,267	1,95,81,530
Total liabilities		1,95,03,167	1,95,92,831
Total Equity and Liabilities		1,94,72,705	1,94,95,164

Summary of significant accounting policies

2

The accompanying notes are an integral part of the financial statements.

As per our report of even date

For Rajeev & Ajay
Firm registration No : 009977N
Chartered Accountants

Ajay Sachdeva
Partner
Membership No. : 084302



For and on behalf of the Board of Directors of
PROGENY BUILDCON PRIVATE LIMITED

Akshat Maheshwari
Director
DIN-07504909

Suman Jain
Director
DIN- 08385675

Place : New Delhi
Date : 24 June 2020

20

PROGENY BUILDCON PRIVATE LIMITED
STATEMENT OF PROFIT AND LOSS FOR THE YEAR ENDED 31 MARCH 2020
(Amount in rupees, unless otherwise stated)

Particulars	Notes	31 March 2020	31 March 2019
Other Income	10	99,090	-
Total Income (I)		99,090	-
EXPENSES			
Finance costs	11	649	-
Other expenses	12	8,636	7,861
Total Expenses (II)		9,285	7,861
Profit/(Loss) before tax from continuing operations (I-II)		89,805	(7,861)
Tax expense			
Current tax		22,600	-
Profit/(Loss) for the year from continuing operations		67,205	(7,861)
Other comprehensive income		-	-
Total other comprehensive income for the year, net of tax		-	-
Total comprehensive (loss) for the year, net of tax		67,205	(7,861)
Earnings per equity share:	13		
(1) Basic		6.72	(0.79)
(2) Diluted		6.72	(0.79)

Summary of significant accounting policies

2

The accompanying notes are an integral part of the financial statements.


As per our report of even date

For Rajeev & Ajay

Firm registration No : 0099276
Chartered Accountants

Ajay Sachdeva
Partner

Membership No. : 084302



For and on behalf of the Board of Directors of
PROGENY BUILDCON PRIVATE LIMITED

Akshat Maheshwari
Director
DIN-07504909

Suman Jain
Director
DIN- 08385675

Place : New Delhi
Date : 24 June 2020

PROSPEROUS CONSTRUCTIONS PRIVATE LIMITED
BALANCE SHEET AS AT 31 MARCH 2020
(Amount in Rupees, unless otherwise stated)

ASSETS

Current assets

Inventories

Financial assets

Cash and cash equivalents

Other financial assets

Other current assets

Total assets

EQUITY AND LIABILITIES

Equity

Equity share capital

Other equity

Total equity

LIABILITIES

Current liabilities

Financial liabilities

Trade payables

-total outstanding dues of micro and small enterprises

-total outstanding dues other than micro and small enterprises

Other current liabilities

Total liabilities

Total equity and liabilities

Summary of significant accounting policies

The accompanying notes are an integral part of the financial statements.

As per our report of even date

For MNV & CO.

Firm Reg. No. 02220240

Chartered Accountants

Chartered Accountants

Chartered Accountants

Chartered Accountants

Chartered Accountants

Chartered Accountants

Chartered Accountants

Chartered Accountants

Chartered Accountants

Chartered Accountants

Chartered Accountants

Chartered Accountants

Chartered Accountants

Chartered Accountants

Chartered Accountants

Chartered Accountants

Chartered Accountants

Chartered Accountants

Chartered Accountants

Chartered Accountants

Chartered Accountants

Chartered Accountants

Chartered Accountants

Chartered Accountants

Chartered Accountants

Chartered Accountants

Chartered Accountants

Chartered Accountants

Chartered Accountants

Notes	As at 31 March 2020	As at 31 March 2019
3	59,114,522	59,114,522
4	18,526	15,075
5	67,720,671	67,720,671
6	317,094	317,094
	127,170,813	127,167,362
7	100,000	100,000
8	(2,298,879)	(2,291,926)
	(2,198,879)	(2,191,926)
9	-	-
10	22,101	22,100
	129,347,591	129,337,188
	129,369,692	129,359,288
	127,170,813	127,167,362

2

For and on behalf of the Board of Directors of

PROSPEROUS CONSTRUCTIONS PRIVATE LIMITED

Rajnish Bhardwaj
Rajnish Bhardwaj
Director
DIN- 02220240

Aekta Jain
Aekta Jain
Director
DIN- 06776771

Place : New Delhi
Date : 24 June 2020

PROSPEROUS CONSTRUCTIONS PRIVATE LIMITED
STATEMENT OF PROFIT AND LOSS FOR THE YEAR ENDED 31 MARCH 2020
(Amount in Rupees, unless otherwise stated)

Particulars	Notes	31 March 2020	31 March 2019
Revenue		-	-
Total Income		-	-
EXPENSES			
Finance costs	11	649	118
Other expenses	12	6,304	11,290
Total Expenses		6,953	11,408
Profit/(Loss) before tax		(6,953)	(11,408)
Tax expense:			
Current tax		-	-
Profit/(Loss) for the year		(6,953)	(11,408)
Other comprehensive income		-	-
Total other comprehensive income for the year, net of tax		-	-
Total comprehensive income/(loss) for the year, net of tax		(6,953)	(11,408)
Earnings per equity share:	13		
(1) Basic		(0.70)	(1.14)
(2) Diluted		(0.70)	(1.14)


Summary of significant accounting policies

2

The accompanying notes are an integral part of the financial statements.

As per our report of even date

For MNV & CO.
Firm Reg. No.: 023682N
Chartered Accountants
Vikram Sur
Partner
Membership No.: 505897



For and on behalf of the Board of Directors of
PROSPEROUS CONSTRUCTIONS PRIVATE LIMITED

Rajnish Bhargava
Director
DIN- 02220240

Aekta Jain
Director
DIN- 06776771

Place : New Delhi
Date : 24 June 2020

PROSPERUS BUILDCON PRIVATE LIMITED
STANDALONE BALANCE SHEET AS AT 31 MARCH 2020
(Amount in Rupees, unless otherwise stated)

	Notes	As at 31 March 2020	As at 31 March 2019
ASSETS			
Non-current assets			
Financial Assets			
Investments	3	800,000	800,000
		800,000	800,000
Current assets			
Inventories	4	544,605,599	540,856,605
Financial assets			
Cash and cash equivalents	5	99,791	26,054
Other bank balances	6	5,040,885	4,980,404
Other financial assets	7	18,289,031	18,005,917
Other current assets	8	58,753,464	42,493,411
		626,788,770	606,362,391
Total assets		627,588,770	607,162,391
EQUITY AND LIABILITIES			
Equity			
Equity share capital	9	200,000	200,000
Other equity	10	(3,124,331)	(3,343,313)
Total equity		(2,924,331)	(3,143,313)
LIABILITIES			
Current liabilities			
Financial liabilities			
Trade payables	11	-	-
-total outstanding dues of micro and small enterprises		-	-
-total outstanding dues other than micro and small enterprises		220,273	18,174
Other financial liabilities	12	416	-
Other current liabilities	13	630,292,412	610,267,236
Total liabilities		630,513,101	610,305,704
Total equity and liabilities		627,588,770	607,162,391

Summary of significant accounting policies

2

The accompanying notes are an integral part of the financial statements.

As per our report of even date

For MNV & CO.

Firm Reg. No.: 023682N

Chartered Accountants

Nitish Mittal
Nitish Mittal
Partner
Membership No.: 095371



For and on behalf of the Board of Directors of
PROSPERUS BUILDCON PRIVATE LIMITED

Vignesh
Vignesh
Director
DIN- 08561746

Sudesh Pal Singh
Sudesh Pal Singh
Director
DIN- 01888151

Place : New Delhi
Date : 24 June 2020

PROSPERUS BUILDCON PRIVATE LIMITED
STANDALONE STATEMENT OF PROFIT AND LOSS FOR THE YEAR ENDED 31 MARCH 2020
(Amount in Rupees, unless otherwise stated)

Particulars	Notes	31 March 2020	31 March 2019
Revenue	14	-	71,533,099
Other income	15	350,315	335,201
Total Income		350,315	71,868,300
EXPENSES			
Finance costs	16	429	80
Other expenses	17	57,204	72,149,147
Total Expenses		57,633	72,149,227
Profit/(Loss) before tax		292,682	(280,927)
Tax expense:			
Current tax		73,700	-
Profit/(Loss) for the year		218,982	(280,927)
Other comprehensive income		-	-
Total other comprehensive income for the year, net of tax		-	-
Total comprehensive income/(loss) for the year, net of tax		218,982	(280,927)
Earnings per equity share:	18		
(1) Basic		10.95	(14.05)
(2) Diluted		10.95	(14.05)


Summary of significant accounting policies

2

The accompanying notes are an integral part of the financial statements.

As per our report of even date

For MNV & CO.
Firm Reg. No.: 023682N
Chartered Accountants


Nitish Mittal
Partner
Membership No.: 095371

For and on behalf of the Board of Directors of
PROSPERUS BUILDCON PRIVATE LIMITED


Vignesh
Director
DIN- 08561746


Sudesh Pal Singh
Director
DIN- 01828151

Place : New Delhi
Date : 24 June 2020

PUKHRAJ REALTORS PRIVATE LIMITED
BALANCE SHEET AS AT 31 MARCH 2020
(Amount in rupees, unless otherwise stated)

ASSETS

Current assets

Inventories

Financial assets

Cash and cash equivalents

Other current assets

Total Assets

EQUITY AND LIABILITIES

Equity

Equity share capital

Other equity

Total equity

LIABILITIES

Current liabilities

Financial liabilities

Trade payables

-total outstanding dues of micro and small enterprises

-total outstanding dues other than micro and small enterprises

Other current liabilities

Total liabilities

Total Equity and Liabilities

Summary of significant accounting policies

The accompanying notes are an integral part of the financial statements.

As per our report of even date

For MNV & CO.

Firm registration No. 023682N

Chartered Accountants

Vikram Singh

Partner

Membership No. 505887

Place : New Delhi

Date : 24 June 2020

Notes	As at 31 March 2020	As at 31 March 2019
3	120,590,013	120,590,013
4	19,315	15,864
5	-	-
	120,609,328	120,605,877
6	100,000	100,000
7	(162,730)	(153,748)
	(62,730)	(53,748)
8	-	-
9	22,101	22,100
	120,649,957	120,637,525
	120,672,058	120,659,625
	120,609,328	120,605,877

2

For and on behalf of the Board of Directors of
PUKHRAJ REALTORS PRIVATE LIMITED

Shah Maqbool Alam

Director

DIN-06694170

Aekta Jain

Director

DIN-06776771

PUKHRAJ REALTORS PRIVATE LIMITED
STATEMENT OF PROFIT AND LOSS FOR THE YEAR ENDED 31 MARCH 2020
(Amount in rupees, unless otherwise stated)

Particulars	Notes	31 March 2020	31 March 2019
Revenue		-	-
Total Income		-	-
EXPENSES			
Finance costs	10	649	745
Other expenses	11	8,333	8,797
Total Expenses		8,982	9,542
(Loss) before tax from continuing operations		(8,982)	(9,542)
Tax expense:			
Current tax		-	-
(Loss) for the year from continuing operations		(8,982)	(9,542)
Other comprehensive income		-	-
Total other comprehensive income for the year, net of tax		-	-
Total comprehensive (loss) for the year, net of tax		(8,982)	(9,542)
Earnings per equity share:	12		
(1) Basic		(0.90)	(0.95)
(2) Diluted		(0.90)	(0.95)

Summary of significant accounting policies

2

The accompanying notes are an integral part of the financial statements.

As per our report of even date

For MNV & CO.
Firm registered with the Ministry of Corporate Affairs
Chartered Accountants
Vandana Surti
Partner
Membership No.: 505887

Place : New Delhi
Date : 24 June 2020

For and on behalf of the Board of Directors of
PUKHRAJ REALTORS PRIVATE LIMITED

Shah Manbool Alam
Director
DIN-06694170

Aekta Jain
Director
DIN-06776771

PULSE ESTATES PRIVATE LIMITED
BALANCE SHEET AS AT 31 MARCH 2020
(Amount in Rupees, unless otherwise stated)

	Notes	As at 31 March 2020	As at 31 March 2019
ASSETS			
Current assets			
Inventories	3	8,49,52,607	8,49,52,607
Financial assets			
Cash and cash equivalents	4	25,327	20,688
Other current assets	5	-	-
Total Assets		8,49,77,934	8,49,73,295
EQUITY AND LIABILITIES			
Equity			
Equity share capital	6	1,00,000	1,00,000
Other equity	7	(31,55,466)	(31,45,769)
Total equity		(30,55,466)	(30,45,769)
LIABILITIES			
Current liabilities			
Financial liabilities			
Trade payables	8	-	-
-total outstanding dues of micro and small enterprises		-	-
-total outstanding dues other than micro and small enterprises		53,277	58,678
Other current liabilities	9	8,79,80,123	8,79,60,386
Total liabilities		8,80,33,400	8,80,19,064
Total Equity and Liabilities		8,49,77,934	8,49,73,295
Summary of significant accounting policies	2		

The accompanying notes are an integral part of the financial statements.

As per our report of even date

For Rajeev & Ajay
Firm registration No : 009977N
Chartered Accountants

Ajay Sachdeva
Partner
Membership No. : 084302



For and on behalf of the Board of Directors of
PULSE ESTATES PRIVATE LIMITED

Nikhil Srivastava
Director
DIN- 08077388

Harshit Singh
Director
DIN- 08455120

Place : New Delhi
Date : 24 June 2020

PULSE ESTATES PRIVATE LIMITED
STATEMENT OF PROFIT AND LOSS FOR THE YEAR ENDED 31 MARCH 2020
(Amount in Rupees, unless otherwise stated)

Particulars	Notes	31 March 2020	31 March 2019
Other Income		-	-
Total Income (I)		-	-
EXPENSES			
Finance costs	10	649	89
Other expenses	11	9,048	9,731
Total Expenses (II)		9,697	9,820
Profit/(Loss) before tax from continuing operations (I-II)		(9,697)	(9,820)
Tax expense:			
Current Tax		-	-
Profit/(Loss) for the year from continuing operations		(9,697)	(9,820)
Other Comprehensive Income			
Total other comprehensive income for the year, net of tax		-	-
Total comprehensive income/(loss) for the year, net of tax		(9,697)	(9,820)
Earnings per equity share (computed on the basis of profit/(loss) for the year):	12		
(1) Basic		(0.97)	(0.98)
(2) Diluted		(0.97)	(0.98)
Summary of significant accounting policies	2		

The accompanying notes are an integral part of the financial statements.

As per our report of even date

For Rajeev & Ajay
Firm registration No : 009977N
Chartered Accountants

Ajay Sachdeva
Partner
Membership No : 084302



For and on behalf of the Board of Directors of
PULSE ESTATES PRIVATE LIMITED

Nikhil Srivastava
Director
DIN- 08077388

Harshit Singhal
Director
DIN- 08455120

Place : New Delhi
Date : 24 June 2020

PUSHKAR PROJECTS PRIVATE LIMITED
BALANCE SHEET AS AT 31 MARCH 2020
(Amount in rupees, unless otherwise stated)

ASSETS

Current assets

Financial assets

Cash and cash equivalents

Total Assets

EQUITY AND LIABILITIES

Equity

Equity share capital

Other equity

Total equity

LIABILITIES

Current liabilities

Financial liabilities

Trade payables

-total outstanding dues of micro and small enterprises

-total outstanding dues other than micro and small enterprises

Other current liabilities

Total liabilities

Total Equity and Liabilities

Summary of significant accounting policies

The accompanying notes are an integral part of the financial statements.

As per our report of even date

For MNV & CO.

Firm Registration No. 023682N

Chartered Accountants

Vishant Suri

Partner

Membership No.: 505887

Place : New Delhi

Date : 24 June 2020

Notes	As at 31 March 2020	As at 31 March 2019
3	33,363	13,262
	33,363	13,262
4	150,000	150,000
5	(412,715)	(251,586)
	(262,715)	(101,586)
6		
	6,311	6,310
7	289,767	108,538
	296,078	114,848
	33,363	13,262
2		

For and on behalf of the Board of Directors of
PUSHKAR PROJECTS PRIVATE LIMITED

Vijay Garg
Director
DIN-08129147

Vishal Bansal
Director
DIN- 08315591

Vishal Bansal

PUSHKAR PROJECTS PRIVATE LIMITED
STATEMENT OF PROFIT AND LOSS FOR THE YEAR ENDED 31 MARCH 2020
(Amount in rupees, unless otherwise stated)

Particulars	Notes	31 March 2020	31 March 2019
Other income		-	-
Total Income		-	-
EXPENSES			
Finance costs	8	649	118
Other expenses	9	160,480	12,226
Total Expenses		161,129	12,344
(Loss) before tax from continuing operations		(161,129)	(12,344)
Tax expense:			
Current tax		-	-
(Loss) for the year from continuing operations		(161,129)	(12,344)
Other comprehensive income		-	-
Total other comprehensive income for the year, net of tax		-	-
Total comprehensive (loss) for the year, net of tax		(161,129)	(12,344)
Earnings per equity share:	10		
(1) Basic		(10.74)	(0.82)
(2) Diluted		(10.74)	(0.82)
Summary of significant accounting policies	2		

The accompanying notes are an integral part of the financial statements.


As per our report of even date

For MNV & CO.

Firm Registration No.: 023682N
Chartered Accountants

Vikrant Suri
Partner

Membership No.: 505887



For and on behalf of the Board of Directors of
PUSHKAR PROJECTS PRIVATE LIMITED


Vijay Garg
Director
DIN-08129147


Vishal Bansal
Director
DIN-08315591

Place : New Delhi

Date : 24 June 2020

RAKSHA BUILDTECH PRIVATE LIMITED
BALANCE SHEET AS AT 31 MARCH 2020
(Amount in rupees, unless otherwise stated)

	Notes	As at 31 March 2020	As at 31 March 2019
ASSETS			
Current assets			
Inventories	3	706,418,294	706,418,294
Financial assets			
Cash and cash equivalents	4	17,999	14,548
Total Assets		706,436,293	706,432,842
EQUITY AND LIABILITIES			
Equity			
Equity share capital	5	100,000	100,000
Other equity	6	(1,071,495)	(1,058,563)
Total equity		(971,495)	(958,563)
LIABILITIES			
Current liabilities			
Financial liabilities			
Trade payables	7	-	-
-total outstanding dues of micro and small enterprises		6,013	5,900
-total outstanding dues other than micro and small enterprises			
Other current liabilities	8	707,401,776	707,385,504
Total liabilities		707,407,788	707,391,404
Total Equity and Liabilities		706,436,293	706,432,841

Summary of significant accounting policies

2

The accompanying notes are an integral part of the financial statements.

As per our report of even date

For MNV & CO.

Firm Reg. No.: 023682N

Chartered Accountants


Nitish Mittal
Partner
Membership No.: 095371

For and on behalf of the Board of Directors of
RAKSHA BUILDTECH PRIVATE LIMITED


Niranjan Kumar Jha
Director
DIN-08376638


Aji Madathil Pavithran
Director
DIN-07176243

Place : New Delhi
Date : 24 June 2020

RAKSHA BUILDTECH PRIVATE LIMITED
STATEMENT OF PROFIT AND LOSS FOR THE YEAR ENDED 31 MARCH 2020
(Amount in rupees, unless otherwise stated)

Particulars	Notes	31 March 2020	31 March 2019
Other income		-	-
Total Income		-	-
EXPENSES			
Finance costs	9	649	118
Other expenses	10	12,284	13,683
Total Expenses		12,933	13,801
(Loss) before tax from continuing operations		(12,933)	(13,801)
Tax expense:			
Current tax		-	-
(Loss) for the year from operations		(12,933)	(13,801)
Other comprehensive income		-	-
Total other comprehensive income for the year, net of tax		-	-
Total comprehensive (loss) for the year, net of tax		(12,933)	(13,801)
Earnings per equity share:	11		
(1) Basic		(1.29)	(1.38)
(2) Diluted		(1.29)	(1.38)

Summary of significant accounting policies


2

The accompanying notes are an integral part of the financial statements.

As per our report of even date


For MNV & CO.

Firm Reg. No.: 023682N
Chartered Accountants


Nishu Mittal
Partner
Membership No.: 095371

For and on behalf of the Board of Directors of
RAKSHA BUILDTECH PRIVATE LIMITED


Niranjan Kumar Jha
Director
DIN-08376638


Arit Madathil Pavithran
Director
DIN-07176243

Place : New Delhi
Date : 24 June 2020

RAM BAN PROJECTS PRIVATE LIMITED
BALANCE SHEET AS AT 31 MARCH 2020
(Amount in rupees, unless otherwise stated)

	Notes	As at 31 March 2020	As at 31 March 2019
ASSETS			
Current assets			
Inventories	3	579,574,512	579,574,512
Financial assets			
Cash and cash equivalents	4	17,969	14,518
Other current assets	5	-	-
Total Assets		579,592,481	579,589,030
EQUITY AND LIABILITIES			
Equity			
Equity share capital	6	100,000	100,000
Other equity	7	(805,710)	(793,301)
Total equity		(705,710)	(693,301)
LIABILITIES			
Current liabilities			
Financial liabilities			
Trade payables	8	-	-
-total outstanding dues of micro and small enterprises		-	-
-total outstanding dues other than micro and small enterprises		5,900	5,900
Other current liabilities	9	580,292,291	580,276,431
Total liabilities		580,298,191	580,282,331
Total Equity and Liabilities		579,592,481	579,589,030

Summary of significant accounting policies

2

The accompanying notes are an integral part of the financial statements.

As per our report of even date.

For MNV & CO.

Firm Registration No.: 023682N

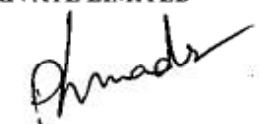
Chartered Accountants

 
Nishu Mittal
Partner

Membership No.: 095371

For and on behalf of the Board of Directors of
RAM BAN PROJECTS PRIVATE LIMITED


Manoj Soni
Director
DIN-08129479


Praveen Kumar Madan
Director
DIN- 08595762

Place : New Delhi

Date : 24 June 2020

RAM BAN PROJECTS PRIVATE LIMITED
STATEMENT OF PROFIT AND LOSS FOR THE YEAR ENDED 31 MARCH 2020
(Amount in rupees, unless otherwise stated)

Particulars	Notes	31 March 2020	31 March 2019
Other income		-	-
Total Income		-	-
EXPENSES			
Finance costs	10	649	118
Other expenses	11	11,760	10,876
Total Expenses		12,409	10,994
(Loss) before tax from continuing operations		(12,409)	(10,994)
Tax expense:			
Current tax		-	-
(Loss) for the year from continuing operations		(12,409)	(10,994)
Other comprehensive income		-	-
Total other comprehensive income for the year, net of tax		-	-
Total comprehensive (loss) for the year, net of tax		(12,409)	(10,994)
Earnings per equity share:	12		
(1) Basic		(1.24)	(1.10)
(2) Diluted		(1.24)	(1.10)

Summary of significant accounting policies

2

The accompanying notes are an integral part of the financial statements.

As per our report of even date.

For MNV & CO.

Firm Registration No. : 023682N

Chartered Accountants



Nitish Mittal
Partner
Membership No. 095321

For and on behalf of the Board of Directors of
RAM BAN PROJECTS PRIVATE LIMITED


Manoj Sood
Director
DIN-08129479


Praveen Kumar Madan
Director
DIN- 08595762

Place : New Delhi

Date : 24 June 2020

ROLEX ESTATES PRIVATE LIMITED
BALANCE SHEET AS AT 31 MARCH 2020
(Amount in rupees, unless otherwise stated)

	Notes	As at 31 March 2020	As at 31 March 2019
ASSETS			
Current assets			
Inventories	3	3,22,65,193	3,22,65,193
Financial assets			
Cash and cash equivalents	4	24,053	20,003
Total Assets		3,22,89,246	3,22,85,196
EQUITY AND LIABILITIES			
Equity			
Equity share capital	5	10,00,000	10,00,000
Other equity	6	(2,36,700)	(2,26,091)
Total equity		7,63,300	7,73,909
LIABILITIES			
Current liabilities			
Financial liabilities			
Trade payables	7	-	-
-total outstanding dues of micro and small enterprises		-	-
-total outstanding dues other than micro and small enterprises		5,900	11,302
Other current liabilities	8	3,15,20,046	3,14,99,985
Total liabilities		3,15,25,946	3,15,11,287
Total Equity and Liabilities		3,22,89,246	3,22,85,196

Summary of significant accounting policies

2

The accompanying notes are an integral part of the financial statements.

As per our report of even date

For Rajeev & Ajay


Firm registration No : 009977N

Chartered Accountants

Ajay Sachdeva

Partner

Membership No. : 084302



For and on behalf of the Board of Directors of
ROLEX ESTATES PRIVATE LIMITED

Suman Jain

Director

DIN- 08385675

Arun Kumar

Director

DIN- 08657473

Place : New Delhi

Date : 24 June 2020

27

ROLEX ESTATES PRIVATE LIMITED
STATEMENT OF PROFIT AND LOSS FOR THE YEAR ENDED 31 MARCH 2020
(Amount in rupees, unless otherwise stated)

Particulars	Notes	31 March 2020	31 March 2019
Revenue		-	-
Total Income (I)		-	-
EXPENSES			
Finance costs	9	649	89
Other expenses	10	9,960	11,499
Total Expenses (II)		10,609	11,588
(Loss) before tax from continuing operations (I-II)		(10,609)	(11,588)
Tax expense:			
Current tax		-	-
(Loss) for the year from continuing operations		(10,609)	(11,588)
Other comprehensive income		-	-
Total other comprehensive income for the year, net of tax		-	-
Total comprehensive (loss) for the year, net of tax		(10,609)	(11,588)
Earnings per equity share:	11		
(1) Basic		(0.11)	(0.12)
(2) Diluted		(0.11)	(0.12)

Summary of significant accounting policies

2

The accompanying notes are an integral part of the financial statements.

As per our report of even date

For Rajeev & Ajay

Firm registration No : 0099728

Chartered Accountants

Ajay Sachdeva

Partner

Membership No. : 084302



For and on behalf of the Board of Directors of
ROLEX ESTATES PRIVATE LIMITED

Suman Jain
Suman Jain
Director
DIN- 08385675

Arun Kumar
Arun Kumar
Director
DIN- 08657473

Place : New Delhi

Date : 24 June 2020

ROSE GATE ESTATES PRIVATE LIMITED
STANDALONE BALANCE SHEET AS AT 31 MARCH 2020
(Amount in rupees, unless otherwise stated)

	Notes	As at 31 March 2020	As at 31 March 2019
ASSETS			
Non-current assets			
Financial Assets			
Investments	3	300,000	300,000
		<u>300,000</u>	<u>300,000</u>
Current assets			
Inventories	4	413,325,460	413,325,460
Financial assets			
Cash and cash equivalents	5	1,546	-
Other bank balances	6	3,068,101	3,068,101
Other financial assets	7	9,168,716	9,168,716
Other current assets	8	3,307,614	2,667,695
		<u>428,871,437</u>	<u>428,229,972</u>
Total Assets		<u>429,171,437</u>	<u>428,529,972</u>
EQUITY AND LIABILITIES			
Equity			
Equity share capital	9	100,000	100,000
Other equity	10	1,400,981	1,263,423
Total equity		<u>1,500,981</u>	<u>1,363,423</u>
LIABILITIES			
Current liabilities			
Financial liabilities			
Trade payables	11	-	-
-total outstanding dues of micro and small enterprises		-	-
-total outstanding dues other than micro and small enterprises		5,900	14,000
Other financial liabilities	12	-	17,323
Other current liabilities	13	427,664,556	427,135,021
Total liabilities		<u>427,670,456</u>	<u>427,166,349</u>
Total Equity and Liabilities		<u>429,171,437</u>	<u>428,529,972</u>

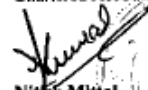
Summary of significant accounting policies

2

The accompanying notes are an integral part of the financial statements.


As per our report of even date


For MNV & CO.
Firm Reg. No.: 023682N
Chartered Accountants


Nishu Mittal
Partner
Membership No.: 095371

Place : New Delhi
Date : 24 June 2020

For and on behalf of the Board of Directors of
ROSE GATE ESTATES PRIVATE LIMITED


Sudhanshu Varma
Director
DIN-08291481


Yashpal Saun
Director
DIN-08385668

70

ROSE GATE ESTATES PRIVATE LIMITED
STANDALONE STATEMENT OF PROFIT AND LOSS FOR THE YEAR ENDED 31 MARCH 2020
(Amount in rupees, unless otherwise stated)

Particulars	Notes	31 March 2020	31 March 2019
Other income	14	206,929	10,552,739
Total Income		206,929	10,552,739
EXPENSES			
Finance costs	15	649	5,605
Other expenses	16	22,522	10,375,540
Total Expenses		23,171	10,381,145
Profit before tax from continuing operations		183,758	171,594
Tax expense:			
Current tax		46,200	45,995
Profit for the year from continuing operations		137,558	125,599
Other comprehensive income		-	-
Total other comprehensive income for the year, net of tax		-	-
Total comprehensive income for the year, net of tax		137,558	125,599
Earnings per equity share:	17		
(1) Basic		13.76	12.56
(2) Diluted		13.76	12.56

Summary of significant accounting policies

2


The accompanying notes are an integral part of the financial statements.

As per our report of even date

For MNV & CO.
Firm Reg. No.: 023682N
Chartered Accountants


Nitish Mittal
Partner
Membership No.: 095371

For and on behalf of the Board of Directors of
ROSE GATE ESTATES PRIVATE LIMITED


Sudhanshu Varma
Director
DIN-08291481


Yashpal Saini
Director
DIN-08385668

Place : New Delhi
Date : 24 June 2020

RUDRAKSHA REALTORS PRIVATE LIMITED
BALANCE SHEET AS AT 31 MARCH 2020
(Amount in rupees, unless otherwise stated)

	Notes	As at 31 March 2020	As at 31 March 2019
ASSETS			
Current assets			
Inventories	3	464,653,959	464,653,959
Financial assets			
Cash and cash equivalents	4	19,761	20,110
Other financial assets	5	1,618,502	1,618,502
Other current assets	6	-	239,671
Total assets		466,292,222	466,532,242
EQUITY AND LIABILITIES			
Equity			
Equity share capital	7	100,000	100,000
Other equity	8	(413,564)	(414,455)
Total equity		(313,564)	(314,455)
LIABILITIES			
Current liabilities			
Financial liabilities			
Trade payables	9	-	-
-total outstanding dues of micro and small enterprises		5,901	5,900
-total outstanding dues other than micro and small enterprises		-	-
Other current liabilities	10	466,599,586	466,840,797
Provisions	11	300	-
Total liabilities		466,605,786	466,846,697
Total equity and liabilities		466,292,222	466,532,242

Summary of significant accounting policies

2

The accompanying notes are an integral part of the financial statements.

As per our report of even date

For MNV & CO.
Firm Reg. No.: 021682N
Chartered Accountants

Vikram Sahri
Partner
Membership No.: 505887

For and on behalf of the Board of Directors of
RUDRAKSHA REALTORS PRIVATE LIMITED


Narendra Vashisht
Director
DIN- 06713906


Yashpal Saun
Director
DIN- 08385668

Place : New Delhi
Date : 24 June 2020

RUDRAKSHA REALTORS PRIVATE LIMITED
STATEMENT OF PROFIT AND LOSS FOR THE YEAR ENDED 31 MARCH 2020
(Amount in rupees, unless otherwise stated)

Particulars	Notes	31 March 2020	31 March 2019
Other income	12	10,779	2,396,715
Total Income		10,779	2,396,715
EXPENSES			
Finance costs	13	649	124
Other expenses	14	8,939	2,403,953
Total Expenses		9,588	2,404,077
Profit/ (Loss) before tax from continuing operations		1,191	(7,362)
Tax expense:			
Current tax		300	-
Profit/ (Loss) for the year from continuing operations		891	(7,362)
Other comprehensive income		-	-
Total other comprehensive income for the year, net of tax		-	-
Total comprehensive profit/(loss) for the year, net of tax		891	(7,362)
Earnings per equity share:	15		
(1) Basic		0.09	(0.74)
(2) Diluted		0.09	(0.74)

Summary of significant accounting policies

2

The accompanying notes are an integral part of the financial statements.

As per our report of even date

For MNV & CO.

Firm Reg. No.: 03/6824

Chartered Accountants

Vikrant Suri

Partner

Membership No.: 505887



For and on behalf of the Board of Directors of
RUDRAKSHA REALTORS PRIVATE LIMITED

Narendra Vashisht

Director

DIN- 06713906

Yashpal Saun

Director

DIN- 08385668

Place : New Delhi

Date : 24 June 2020

SACRED ESTATES PRIVATE LIMITED
BALANCE SHEET AS AT 31 MARCH 2020
(Amount in rupees, unless otherwise stated)

	Notes	As at 31 March 2020	As at 31 March 2019
ASSETS			
Current assets			
Financial assets			
Cash and cash equivalents	3	25,628	20,578
Total Assets		25,628	20,578
EQUITY AND LIABILITIES			
Equity			
Equity share capital	4	1,00,000	1,00,000
Other equity	5	(1,18,000)	(1,08,421)
Total equity		(18,000)	(8,421)
LIABILITIES			
Current liabilities			
Financial liabilities			
Trade payables	6	-	-
-total outstanding dues of micro and small enterprises		5,900	11,301
-total outstanding dues other than micro and small enterprises		37,728	17,698
Other current liabilities	7	43,628	28,999
Total liabilities		25,628	20,578
Total Equity and Liabilities		25,628	20,578
Summary of significant accounting policies			
	2		

The accompanying notes are an integral part of the financial statements.

As per our report of even date

For Rajeev & Ajay
Firm registration No : 009977N
Chartered Accountants



Place : New Delhi
Date : 24 June 2020

For and on behalf of the Board of Directors of
SACRED ESTATES PRIVATE LIMITED

Bluminder Rajaswant Singh
Director
DIN-06583432

Balbirakund Singh
Director
DIN- 08293706

SACRED ESTATES PRIVATE LIMITED
STATEMENT OF PROFIT AND LOSS FOR THE YEAR ENDED 31 MARCH 2020
(Amount in rupees, unless otherwise stated)

Particulars	Notes	31 March 2020	31 March 2019
Revenue		-	-
Total Income		-	-
EXPENSES			
Finance costs	8	649	89
Other expenses	9	8,930	10,668
Total Expenses		9,579	10,757
(Loss) before tax from continuing operations		(9,579)	(10,757)
Tax expense:			
Current tax		-	-
(Loss) for the year from continuing operations		(9,579)	(10,757)
Other comprehensive income		-	-
Total other comprehensive income for the year, net of tax		-	-
Total comprehensive (loss) for the year, net of tax		(9,579)	(10,757)
Earnings per equity share:	10		
(1) Basic		(0.96)	(1.08)
(2) Diluted		(0.96)	(1.08)
Summary of significant accounting policies	2		


The accompanying notes are an integral part of the financial statements.

As per our report of even date

For Rajeev & Ajay
Firm registration No: 009977N
Chartered Accountants

Ajay Sachdeva
Partner
Membership No. C084302

For and on behalf of the Board of Directors of
SACRED ESTATES PRIVATE LIMITED


Bhupinder Rajjagwant Singh
Director
DIN-06383432


Balraj Kund Singh
Director
DIN-08293706

Place : New Delhi
Date : 24 June 2020

SAMBHAVEE PROJECTS PRIVATE LIMITED
BALANCE SHEET AS AT 31 MARCH 2020
(Amount in rupees, unless otherwise stated)

	Notes	As at 31 March 2020	As at 31 March 2019
ASSETS			
Current assets			
Inventories	3	151,069,460	151,069,460
Financial assets			
Cash and cash equivalents	4	19,169	13,718
Total Assets		151,088,629	151,083,178
EQUITY AND LIABILITIES			
Equity			
Equity share capital	5	1,000,000	1,000,000
Other equity	6	(381,537)	(370,544)
Total equity		618,463	629,456
LIABILITIES			
Current liabilities			
Financial liabilities			
Trade payables	7	-	-
-total outstanding dues of micro and small enterprises		5,901	5,900
-total outstanding dues other than micro and small enterprises		150,464,266	150,447,822
Other current liabilities	8	150,470,166	150,453,722
Total liabilities		151,088,629	151,083,178
Total Equity and Liabilities		151,088,629	151,083,178
Summary of significant accounting policies	2		

The accompanying notes are an integral part of the financial statements.

As per our report of even date

For MNV & CO.

Firm Reg. No.: 027082N

Chartered Accountants

Vijayant Suri
Partner
Membership No.: 305887

For and on behalf of the Board of Directors of

SAMBHAVEE PROJECTS PRIVATE LIMITED

Narendra Vashisht
Director
DIN-06713906

Manoj Soni
Director
DIN-08129479

Place : New Delhi
Date : 24 June 2020

SAMBHAVEE PROJECTS PRIVATE LIMITED
STATEMENT OF PROFIT AND LOSS FOR THE YEAR ENDED 31 MARCH 2020
(Amount in rupees, unless otherwise stated)

Particulars	Notes	31 March 2020	31 March 2019
Revenue		-	-
Total Income		-	-
EXPENSES			
Finance costs	9	649	118
Other expenses	10	10,344	11,708
Total Expenses		10,993	11,826
(Loss) before tax from continuing operations		(10,993)	(11,826)
Tax expense:			
Current tax		-	-
(Loss) for the year from continuing operations		(10,993)	(11,826)
Other comprehensive income		-	-
Total other comprehensive income for the year, net of tax		-	-
Total comprehensive income/(loss) for the year, net of tax		(10,993)	(11,826)
Earnings per equity share:	11		
(1) Basic		(0.11)	(0.12)
(2) Diluted		(0.11)	(0.12)

Summary of significant accounting policies

2

The accompanying notes are an integral part of the financial statements.

As per our report of even date

For MNV & CO.

Firm Reg. No.: 023682N

Chartered Accountants


Vinod Suri
Partner
Membership No.: 505887

For and on behalf of the Board of Directors of
SAMBHAVEE PROJECTS PRIVATE LIMITED


Narendra Vashisht
Director
DIN-06713906


Manoj Suri
Director
DIN-08129479

Place : New Delhi
Date : 24 June 2020

SANDESH BUILDCON PRIVATE LIMITED
BALANCE SHEET AS AT 31 MARCH 2020
(Amount in rupees, unless otherwise stated)

	Notes	As at 31 March 2020	As at 31 March 2019
ASSETS			
Current assets			
Inventories	3	288,033,817	288,033,817
Financial assets			
Cash and cash equivalents	4	19,063	15,612
Other current assets	5	3,020,886	3,020,886
Total Assets		291,073,766	291,070,315
EQUITY AND LIABILITIES			
Equity			
Equity share capital	6	1,000,000	1,000,000
Other equity	7	(614,110)	(603,721)
Total equity		385,890	396,279
LIABILITIES			
Current liabilities			
Financial liabilities			
Trade payables	8	-	-
-total outstanding dues of micro and small enterprises		-	-
-total outstanding dues other than micro and small enterprises		5,902	5,901
Other current liabilities	9	290,681,974	290,668,135
Total liabilities		290,687,876	290,674,036
Total Equity and Liabilities		291,073,766	291,070,315
Summary of significant accounting policies	2		

The accompanying notes are an integral part of the financial statements.

As per our report of even date

For MNV & CO
Firm Reg. No. 23662N
Chartered Accountants
Vijay Suri
Partner
Membership No.: 505887



For and on behalf of the Board of Directors of
SANDESH BUILDCON PRIVATE LIMITED

Narendra Vashisht
Director
DIN-06713906

Arif Mohamad
Director
DIN-07119219

Place : New Delhi
Date : 24 June 2020

SANDESH BUILDCON PRIVATE LIMITED
STATEMENT OF PROFIT AND LOSS FOR THE YEAR ENDED 31 MARCH 2020
(Amount in rupees, unless otherwise stated)

Particulars	Notes	31 March 2020	31 March 2019
Revenue		-	-
Total Income		-	-
EXPENSES			
Finance costs	10	649	118
Other expenses	11	9,740	8,798
Total Expenses		10,389	8,916
(Loss) before tax from continuing operations		(10,389)	(8,916)
Tax expense:			
Current tax		-	-
(Loss) for the year from continuing operations		(10,389)	(8,916)
Other comprehensive income		-	-
Total other comprehensive income for the year, net of tax		-	-
Total comprehensive (loss) for the year, net of tax		(10,389)	(8,916)
Earnings per equity share:	12		
(1) Basic		(0.10)	(0.09)
(2) Diluted		(0.10)	(0.09)

Summary of significant accounting policies 2

The accompanying notes are an integral part of the financial statements.

As per our report of even date

For MNV & CO.

Firm Reg. No.: 013682

Chartered Accountants

Vikram Suri

Partner

Membership No.: 505887



For and on behalf of the Board of Directors of
SANDESH BUILDCON PRIVATE LIMITED

Narendra Vashisht
Director
DIN-06713906

Arif Mohamad
Director
DIN-07119219

Place : New Delhi

Date : 24 June 2020

SANKALP BUILDTECH PRIVATE LIMITED
BALANCE SHEET AS AT 31 MARCH 2020
(Amount in Rupees, unless otherwise stated)

ASSETS

Current assets

Inventories

Financial assets

Cash and cash equivalents

Total assets

EQUITY AND LIABILITIES

Equity

Equity share capital

Other equity

Total equity

LIABILITIES

Current liabilities

Financial liabilities

Trade payables

-total outstanding dues of micro and small enterprises

-total outstanding dues other than micro and small enterprises

Other current liabilities

Total liabilities

Total equity and liabilities

Summary of significant accounting policies

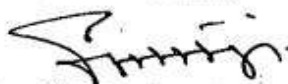
The accompanying notes are an integral part of the financial statements.

As per our report of even date

For Sanjay Rastogi & Associates

Firm registration No : 014056N

Chartered Accountants



CA Sanjay Rastogi


Proprietor

Membership No. : 075033



For and on behalf of the Board of Directors of


SANKALP BUILDTECH PRIVATE LIMITED



Narendra Vashisht

Director

DIN-06713906



Rajnish Bhardwaj

Director

DIN-02220240

Notes	31 March 2020	31 March 2019
3	17,401,600	17,401,600
4	24,987	17,537
	17,426,587	17,419,137
5	100,000	100,000
6	(161,541)	(151,659)
	(61,541)	(51,659)
7		
8	5,900	5,900
	17,482,229	17,464,896
	17,488,129	17,470,796
	17,426,587	17,419,137

2

Place : New Delhi

Date : 24 June 2020

SANKALP BUILDTECH PRIVATE LIMITED
STATEMENT OF PROFIT AND LOSS FOR THE YEAR ENDED 31 MARCH 2020
(Amount in Rupees, unless otherwise stated)

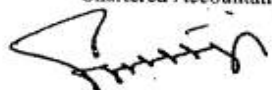
Particulars	Notes	31 March 2020	31 March 2019
Revenue		-	-
Total Income		-	-
EXPENSES			
Finance costs	9	649	89
Other expenses	10	9,233	7,238
Total Expenses		9,882	7,327
Loss before tax from continuing operations		(9,882)	(7,327)
Tax expense:			
Current tax		-	-
Loss for the year from continuing operations		(9,882)	(7,327)
Other comprehensive income		-	-
Total other comprehensive income for the year, net of tax		-	-
Total comprehensive loss for the year, net of tax		(9,882)	(7,327)
Earnings per equity share:	11		
Basic (Rs.)		(0.99)	(0.73)
Diluted (Rs.)		(0.99)	(0.73)

Summary of significant accounting policies

The accompanying notes are an integral part of the financial statements.

As per our report of even date .

For Sanjay Rastogi & Associates
Firm registration No : 014056N
Chartered Accountants




CA Sanjay Rastogi
Proprietor
Membership No : 075033



For and on behalf of the Board of Directors of
SANKALP BUILDTECH PRIVATE LIMITED



Narendra Vashisht
Director
DIN-06713906



Rajnish Bhardwaj
Director
DIN-02220240

Place : New Delhi
Date : 24 June 2020

SANKALP PROMOTERS PRIVATE LIMITED
STANDALONE BALANCE SHEET AS AT 31 MARCH 2020
(Amount in rupees, unless otherwise stated)

	Notes	As at 31 March 2020	As at 31 March 2019
ASSETS			
Non-current assets			
Financial Assets			
Investments	3	100,000	100,000
		<u>100,000</u>	<u>100,000</u>
Current assets			
Inventories	4	44,458,479	44,458,479
Financial assets			
Cash and cash equivalents	5	53,831	123,023
Other bank balances	6	159,448	159,448
Other financial assets	7	4,853	27,722
Other current assets	8	60,119	66,286
		<u>44,836,731</u>	<u>44,934,958</u>
Total assets			
EQUITY AND LIABILITIES			
Equity			
Equity share capital	9	100,000	100,000
Other equity	10	(1,847,504)	(1,852,599)
		<u>(1,747,504)</u>	<u>(1,752,599)</u>
Total equity			
LIABILITIES			
Current liabilities			
Financial liabilities			
Trade payables	11		
-total outstanding dues of micro and small enterprises			
-total outstanding dues other than micro and small enterprises		5,902	198,276
Other financial liabilities	12	416	
Other current liabilities	13	46,577,917	46,489,281
		<u>46,584,235</u>	<u>46,687,557</u>
Total liabilities			
		<u>44,836,731</u>	<u>44,934,958</u>

Total equity and liabilities

Summary of significant accounting policies

The accompanying notes are an integral part of the financial statements.

As per our report of even date

For MNV & CO.
Firm Reg. No. 023682N
Chartered Accountants
Vikram Suri
Partner
Membership No.: 505887



For and on behalf of the Board of Directors of
SANKALP PROMOTERS PRIVATE LIMITED

Manish Aggarwal
Director
DIN-08383049

Ajay Kumar
Director
DIN-08028800

Place : New Delhi
Date : 24 June 2020

SANKALP PROMOTERS PRIVATE LIMITED
STANDALONE STATEMENT OF PROFIT AND LOSS FOR THE YEAR ENDED 31 MARCH 2020
(Amount in rupees, unless otherwise stated)

Particulars	Notes	31 March 2020	31 March 2019
Other income	14	17,033	40,530
Total Income		17,033	40,530
EXPENSES			
Finance costs	15	702	5,443
Other expenses	16	9,536	1,227,283
Total Expenses		10,238	1,232,726
Profit/ (Loss) before tax from continuing operations		6,795	(1,192,196)
Tax expense:			
Current tax		1,700	-
Profit/ (Loss) for the year from continuing operations		5,095	(1,192,196)
Other comprehensive income		-	-
Total other comprehensive income for the year, net of tax		-	-
Total comprehensive profit/(loss) for the year, net of tax		5,095	(1,192,196)
Earnings per equity share:	17		
(1) Basic		0.51	(119.22)
(2) Diluted		0.51	(119.22)

Summary of significant accounting policies

2

The accompanying notes are an integral part of the financial statements.

As per our report of even date

For MNV & CO.
Firm Reg. No. 023682N
Chartered Accountants
Vikram Suri
Partner
Membership No.: 505887



For and on behalf of the Board of Directors of
SANKALP PROMOTERS PRIVATE LIMITED

Manish Aggarwal
Director
DIN-08383049

Ajay Kumar
Director
DIN-08028180

Place : New Delhi
Date : 24 June 2020

SANSKAR BUILDCON PRIVATE LIMITED
BALANCE SHEET AS AT 31 MARCH 2020
(Amount in rupees, unless otherwise stated)

ASSETS

Current assets

Financial assets

Cash and cash equivalents

Other financial assets

Other current assets

Total Assets

Notes	As at 31 March 2020	As at 31 March 2019
3	24,179	30,728
4	1,941,247	1,945,388
5	196,270	196,270
	2,161,696	2,172,386

EQUITY AND LIABILITIES

Equity

Equity share capital

Other equity

Total equity

6	100,000	100,000
7	2,055,795	2,066,485
	2,155,795	2,166,485

LIABILITIES

Current liabilities

Financial liabilities

Trade payables

-total outstanding dues of micro and small enterprises

-total outstanding dues other than micro and small enterprises

Total liabilities

8	-	-
	5,901	5,901
	5,901	5,901
	2,161,696	2,172,386

Total Equity and Liabilities

Summary of significant accounting policies

2

The accompanying notes are an integral part of the financial statements.

As per our report of even date

For MNV & CO.

Firm Reg. No.: 023682N

Chartered Accountants

Vikrant Singh

Partner

Membership No.: 505887



For and on behalf of the Board of Directors of
SANSKAR BUILDCON PRIVATE LIMITED

Arif
Arif Mohamad
Director
DIN-07119219

Gaurav Seth
Gaurav Seth
Director
DIN-08129148

Place : New Delhi
Date : 24 June 2020

SANSKAR BUILDCON PRIVATE LIMITED
STATEMENT OF PROFIT AND LOSS FOR THE YEAR ENDED 31 MARCH 2020
(Amount in rupees, unless otherwise stated)

Particulars	Notes	31 March 2020	31 March 2019
Revenue		-	-
Total Income		-	-
EXPENSES			
Finance costs	9	649	53
Other expenses	10	10,041	9,419
Total Expenses		10,690	9,472
(Loss) before tax from continuing operations		(10,690)	(9,472)
Tax expense:			
Current tax		-	-
(Loss) for the year from continuing operations		(10,690)	(9,472)
Other comprehensive income		-	-
Total other comprehensive income for the year, net of tax		-	-
Total comprehensive (loss) for the year, net of tax		(10,690)	(9,472)
Earnings per equity share:	11		
(1) Basic		(1.07)	(0.95)
(2) Diluted		(1.07)	(0.95)

Summary of significant accounting policies

2

The accompanying notes are an integral part of the financial statements.

As per our report of even date

For MNV & CO.

Firm Reg. No.: 023682N
Chartered Accountants

Vikrant Suri
Partner

Membership No.: 505887

For and on behalf of the Board of Directors of
SANSKAR BUILDCON PRIVATE LIMITED

Arif Mohamad
Director
DIN-07119219

Gaurav Seth
Director
DIN-08129148

Place : New Delhi
Date : 24 June 2020

SANSKAR BUILDWELL PRIVATE LIMITED
BALANCE SHEET AS AT 31 MARCH 2020
(Amount in rupees, unless otherwise stated)

	Notes	As at 31 March 2020	As at 31 March 2019
ASSETS			
Current assets			
Financial assets			
Cash and cash equivalents	3	17,727	24,276
Other current assets	4	-	-
Total Assets		17,727	24,276
EQUITY AND LIABILITIES			
Equity			
Equity share capital	5	100,000	100,000
Other equity	6	(413,383)	(406,834)
Total equity		(313,383)	(306,834)
LIABILITIES			
Current liabilities			
Financial liabilities			
Trade payables	7	-	-
-total outstanding dues of micro and small enterprises		6,209	6,209
-total outstanding dues other than micro and small enterprises	8	324,901	324,901
Other current liabilities	9	-	-
Provisions		-	-
Total liabilities		331,110	331,110
Total Equity and Liabilities		17,727	24,276
Summary of significant accounting policies			
	2		

The accompanying notes are an integral part of the financial statements.

As per our report of even date

For **MNV & CO.**
Firm registration No.: 023682N
Chartered Accountants

Vikrant Suri
Partner
Membership No.: 505887

For and on behalf of the Board of Directors of
SANSKAR BUILDWELL PRIVATE LIMITED


Ranish Khulbe
Director
DIN- 07109071


Satish Kumar Goyal
Director
DIN- 06520570

Place : New Delhi
Date : 24 June 2020

21

SANSKAR BUILDWELL PRIVATE LIMITED
STATEMENT OF PROFIT AND LOSS FOR THE YEAR ENDED 31 MARCH 2020
(Amount in rupees, unless otherwise stated)

Particulars	Notes	31 March 2020	31 March 2019
Revenue		-	-
Total Income		-	-
EXPENSES			
Finance costs	10	649	17
Other expenses	11	5,900	29,091
Total Expenses		6,549	29,108
(Loss) before tax from continuing operations		(6,549)	(29,108)
Tax expense:			
Current tax		-	-
(Loss) for the year from continuing operations		(6,549)	(29,108)
Other comprehensive income		-	-
Total other comprehensive income for the year, net of tax		-	-
Total comprehensive (loss) for the year, net of tax		(6,549)	(29,108)
Earnings per equity share:	12		
(1) Basic		(0.65)	(2.91)
(2) Diluted		(0.65)	(2.91)

Summary of significant accounting policies

2

The accompanying notes are an integral part of the financial statements.

As per our report of even date

For MNV & CO.
Firm registration No.: 023682N
Chartered Accountants

Vikrant Suri
Partner
Membership No.: 505887

For and on behalf of the Board of Directors of
SANSKAR BUILDWELL PRIVATE LIMITED

Ranesh Khulbe
Director
DIN- 07109071

Satish Kumar Goyal
Director
DIN- 06520570

Place : New Delhi
Date : 24 June 2020

SANYUKTA PROMOTORS PRIVATE LIMITED
STANDALONE BALANCE SHEET AS AT 31 MARCH 2020
(Amount in rupees, unless otherwise stated)

	Notes	As at 31 March 2020	As at 31 March 2019
ASSETS			
Non-current assets			
Financial assets			
Investments	3	-	-
Current assets			
Financial assets			
Cash and cash equivalents	4	24,581	18,746
Other financial assets	5	7,06,862	7,38,883
		<u>7,31,443</u>	<u>7,57,629</u>
Total Assets		<u>7,31,443</u>	<u>7,57,629</u>
EQUITY AND LIABILITIES			
Equity			
Equity share capital	6	10,00,000	10,00,000
Other equity	7	(2,74,457)	(2,64,472)
Total equity		<u>7,25,543</u>	<u>7,35,528</u>
LIABILITIES			
Current liabilities			
Financial liabilities			
Trade payables	8	-	-
-total outstanding dues of micro and small enterprises		5,900	22,101
-total outstanding dues other than micro and small enterprises		<u>5,900</u>	<u>22,101</u>
Total liabilities		<u>5,900</u>	<u>22,101</u>
Total Equity and Liabilities		<u>7,31,443</u>	<u>7,57,629</u>
Summary of significant accounting policies	2		

The accompanying notes are an integral part of the financial statements.

As per our report of even date

For Rajeev & Ajay
Firm registration No : 009977N
Chartered Accountants

Ajay Sachdeva
Partner
Membership No. : 084502



Place : New Delhi
Date : 24 June 2020

For and on behalf of the Board of Directors of
SANYUKTA PROMOTORS PRIVATE LIMITED

Gaurav Seth
Gaurav Seth
Director
DIN-08129148

Arif Mohamad
Arif Mohamad
Director
DIN-07119219

SANYUKTA PROMOTORS PRIVATE LIMITED
STANDALONE STATEMENT OF PROFIT AND LOSS FOR THE YEAR ENDED 31 MARCH 2020
(Amount in rupees, unless otherwise stated)

Particulars	Notes	31 March 2020	31 March 2019
Other income		-	-
Total Income (I)		-	-
EXPENSES			
Finance costs	9	2,065	944
Other expenses	10	7,920	21,014
Total Expenses (II)		9,985	21,958
(Loss) before tax from continuing operations (I-II)		(9,985)	(21,958)
Tax expense:			
Current tax		-	-
(Loss) for the year from continuing operations		(9,985)	(21,958)
Other comprehensive income		-	-
Total other comprehensive income for the year, net of tax		-	-
Total comprehensive (loss) for the year, net of tax		(9,985)	(21,958)
Earnings per equity share:	11		
(1) Basic		(0.10)	(0.22)
(2) Diluted		(0.10)	(0.22)
Summary of significant accounting policies	2		

The accompanying notes are an integral part of the financial statements.

As per our report of even date

For Rajeev & Ajay
Firm registration No : 009977N
Chartered Accountants

Ajay Sachdeva
Partner

Membership No. : 084302



For and on behalf of the Board of Directors of
SANYUKTA PROMOTORS PRIVATE LIMITED

Gaurav Seth
Gaurav Seth
Director
DIN-08129148

Arif Mohammad
Arif Mohammad
Director
DIN-07119219

Place : New Delhi
Date : 24 June 2020

SAPPHIRE & SANDS PRIVATE LIMITED**Statement of Profit or Loss and Other Comprehensive Income
For the financial year ended 31 March 2020**

	<u>Note</u>	<u>2020</u> USD	<u>2019</u> USD
Revenue		-	-
Other income		-	-
		<u>-</u>	<u>-</u>
Costs and expenses			
Director's fee		1,689	2,216
Other expenses	4	6,616	4,903
		<u>(8,305)</u>	<u>(7,119)</u>
Loss before tax	5	(8,305)	(7,119)
Income tax expense	6	-	-
		<u>-</u>	<u>-</u>
LOSS FOR THE YEAR		(8,305)	(7,119)
Other comprehensive income		-	-
Other comprehensive income for the year, net of tax		-	-
TOTAL COMPREHENSIVE LOSS FOR THE YEAR		<u>(8,305)</u>	<u>(7,119)</u>

SAPPHIRE & SANDS PRIVATE LIMITED

Statement of Financial Position As at 31 March 2020

	<u>Note</u>	<u>2020</u> USD	<u>2019</u> USD
ASSETS			
Non-current assets			
Investment in a subsidiary	7	1	1
Current assets			
Projects work-in-progress	8	13,731,567	13,731,567
Amount receivable from a related party	9	5,616,100	5,616,100
Amount receivable from a subsidiary	9	120,122	109,966
Cash and cash equivalents	10	9,245	4,694
		19,477,034	19,462,327
Total assets		19,477,035	19,462,328
EQUITY AND LIABILITIES			
Equity			
Share capital	11	1	1
Retained earnings		(174,377)	(166,072)
Equity attributable to owners of Company		(174,376)	(166,071)
Non-current liabilities			
		-	-
Current liabilities			
Other payables and accruals	12	4,035	6,023
Amount payable to immediate holding company	12	19,647,376	19,622,376
		19,651,411	19,628,399
Total liabilities		19,651,411	19,628,399
Total equity and liabilities		19,477,035	19,462,328

The accompanying notes form an integral part of these financial statements.

SARVODAYA BUILDCON PRIVATE LIMITED
BALANCE SHEET AS AT 31 MARCH 2020
(Amount in rupees, unless otherwise stated)

	Notes	As at 31 March 2020	As at 31 March 2019
ASSETS			
Current assets			
Inventories	3	54,332,400	54,332,400
Financial assets			
Cash and cash equivalents	4	19,269	18,442
Other financial assets	5	8,097,125	8,097,125
Other current assets	6	-	-
Total Assets		62,448,794	62,447,967
EQUITY AND LIABILITIES			
Equity			
Equity share capital	7	100,000	100,000
Other equity	8	5,570,422	5,580,976
Total equity		5,670,422	5,680,976
LIABILITIES			
Current liabilities			
Financial liabilities			
Trade payables	9	-	-
-total outstanding dues of micro and small enterprises		-	-
-total outstanding dues other than micro and small enterprises		5,903	5,903
Other financial liabilities	10	297,000	-
Other current liabilities	11	56,475,470	56,761,088
Total liabilities		56,778,373	56,766,991
Total Equity and Liabilities		62,448,794	62,447,967

Summary of significant accounting policies

2

The accompanying notes are an integral part of the financial statements.

As per our report of even date

For MNV & CO.
Firm registration No.: 023682N
Chartered Accountants

Vijayant Suri
Partner
Membership No.: 505887

For and on behalf of the Board of Directors of
SARVODAYA BUILDCON PRIVATE LIMITED

Yashpal Saun
Director
DIN-08385668

Mitralant
Director
DIN-08528740

Place : New Delhi
Date : 24 June 2020

SARVODAYA BUILDCON PRIVATE LIMITED
STATEMENT OF PROFIT AND LOSS FOR THE YEAR ENDED 31 MARCH 2020
(Amount in rupees, unless otherwise stated)

Particulars	Notes	31 March 2020	31 March 2019
Other income		-	-
Total Income		-	-
EXPENSES			
Finance costs	12	1,018	118
Other expenses	13	9,536	10,149
Total Expenses		10,554	10,267
(Loss) before tax from continuing operations		(10,554)	(10,267)
Tax expense:			
Current tax		-	-
(Loss) for the year from continuing operations		(10,554)	(10,267)
Other comprehensive income		-	-
Total other comprehensive income for the year, net of tax		-	-
Total comprehensive (loss) for the year, net of tax		(10,554)	(10,267)
Earnings per equity share:	14		
(1) Basic		(1.06)	(1.03)
(2) Diluted		(1.06)	(1.03)

Summary of significant accounting policies

2

The accompanying notes are an integral part of the financial statements.

As per our report of even date

For MNV & CO.
Firm registration No.: 023682N
Chartered Accountants

Vikrant Suri
Partner
Membership No.: 505887

For and on behalf of the Board of Directors of
SARVODAYA BUILDCON PRIVATE LIMITED

Yashpal Saun
Director
DIN-08385668

Mitrakant
Director
DIN-08528740

Place : New Delhi
Date : 24 June 2020

SARVPRIYA REALTORS PRIVATE LIMITED
BALANCE SHEET AS AT 31 MARCH 2020
(Amount in rupees, unless otherwise stated)

	Notes	As at 31 March 2020	As at 31 March 2019
ASSETS			
Current assets			
Inventories	3	106,410,264	106,410,264
Financial assets			
Cash and cash equivalents	4	23,951	14,600
Other current assets	5	-	-
Total Assets		106,434,215	106,424,864
EQUITY AND LIABILITIES			
Equity			
Equity share capital	6	100,000	100,000
Other equity	7	(67,564,850)	(67,555,574)
Total equity		(67,464,850)	(67,455,574)
LIABILITIES			
Current liabilities			
Financial liabilities			
Trade payables	8	-	-
-total outstanding dues of micro and small enterprises		-	-
-total outstanding dues other than micro and small enterprises		11,800	5,900
Other current liabilities	9	173,887,265	173,874,538
Provisions	10	-	-
Total liabilities		173,899,065	173,880,438
Total Equity and Liabilities		106,434,215	106,424,864

Summary of significant accounting policies

2

The accompanying notes are an integral part of the financial statements.

As per our report of even date

For MNV & CO.

Firm Reg. No.: 023824

Chartered Accountants

Vikram Singh
Partner
Membership No. 501963

Place : New Delhi
Date : 24 June 2020

For and on behalf of the Board of Directors of
SARVPRIYA REALTORS PRIVATE LIMITED

Jalangi Ashraf
Director
DIN-08587748

Manish Agarwal
Director
DIN-08353049

20

SARVPRIYA REALTORS PRIVATE LIMITED
STATEMENT OF PROFIT AND LOSS FOR THE YEAR ENDED 31 MARCH 2020
(Amount in rupees, unless otherwise stated)

Particulars	Notes	31 March 2020	31 March 2019
Revenue		-	-
Total Income		-	-
EXPENSES			
Finance costs	11	649	118
Other expenses	12	8,627	10,043
Total Expense		9,276	10,161
(Loss) before tax from continuing operations		(9,276)	(10,161)
Tax expense:			
Current tax		-	-
(Loss) for the year from continuing operations		(9,276)	(10,161)
Other comprehensive income		-	-
Total other comprehensive income for the year, net of tax		-	-
Total comprehensive (loss) for the year, net of tax		(9,276)	(10,161)
Earnings per equity share:	13		
(1) Basic		(0.93)	(1.02)
(2) Diluted		(0.93)	(1.02)
Summary of significant accounting policies	2		

The accompanying notes are an integral part of the financial statements.

As per our report of even date

For MNY & CO.

Firm Reg. No.: 021692M

Chartered Accountants


Vikram Singh
Partner
Membership No. 100000

Place : New Delhi

Date : 24 June 2020

For and on behalf of the Board of Directors of
SARVPRIYA REALTORS PRIVATE LIMITED


Jitendra Ashraf
Director
DIN-08587748


Manish Aggarwal
Director
DIN-08333049

SERIEL BUILD TECH PRIVATE LIMITED
BALANCE SHEET AS AT 31 MARCH 2020
(Amount in rupees, unless otherwise stated)

	Notes	As at 31 March 2020	As at 31 March 2019
ASSETS			
Non-current assets			
Financial assets			
Investments	3	100,000	100,000
		100,000	100,000
Current assets			
Inventories	4	25,183,054	25,183,054
Financial assets			
Cash and cash equivalents	5	10,901	25,550
Other financial assets	6	695,001	695,001
Other current assets	7	219,557	219,557
		26,108,513	26,123,162
Total Assets		26,208,513	26,223,162
EQUITY AND LIABILITIES			
Equity			
Equity share capital	8	100,000	100,000
Other equity	9	(527,830)	(515,691)
Total equity		(427,830)	(415,691)
LIABILITIES			
Current liabilities			
Financial liabilities			
Trade payables	10	-	-
-total outstanding dues of micro and small enterprises		-	-
-total outstanding dues other than micro and small enterprises		5,901	14,001
Other current liabilities	11	26,630,441	26,624,852
Total liabilities		26,636,343	26,638,853
Total Equity and Liabilities		26,208,513	26,223,162

Summary of significant accounting policies

2

The accompanying notes are an integral part of the financial statements.

As per our report of even date

For MNV & CO.

Firm Reg. No.: 023682N

Chartered Accountants

Vikrant Suri

Partner

Membership No.: 505887

For and on behalf of the Board of Directors of

SERIEL BUILD TECH PRIVATE LIMITED

Arif Mohammad

Director

DIN- 07119219

Gaurav Seth

Director

DIN- 08129148

Place : New Delhi

Date : 24 June 2020

SERIEL BUILD TECH PRIVATE LIMITED
STATEMENT OF PROFIT AND LOSS FOR THE YEAR ENDED 31 MARCH 2020
(Amount in rupees, unless otherwise stated)

Particulars	Notes	31 March 2020	31 March 2019
Revenue		-	-
Total Income		-	-
EXPENSES			
Finance costs	12	649	89
Other expenses	13	11,490	27,537
Total Expenses		12,139	27,626
(Loss) before tax from continuing operations		(12,139)	(27,626)
Tax expense:			
Current tax		-	-
(Loss) for the year from continuing operations		(12,139)	(27,626)
Other comprehensive income		-	-
Total other comprehensive income for the year, net of tax		-	-
Total comprehensive (loss) for the year, net of tax		(12,139)	(27,626)
Earnings per equity share:	14		
(1) Basic		(1.21)	(2.76)
(2) Diluted		(1.21)	(2.76)


Summary of significant accounting policies

2

The accompanying notes are an integral part of the financial statements.

As per our report of even date

For MNV & CO.
Firm Reg. No.: 023682N
Chartered Accountants


Vikrant Suri
Partner
Membership No.: 505887

For and on behalf of the Board of Directors of
SERIEL BUILD TECH PRIVATE LIMITED


Arif Mohamad
Director
DIN- 07119219


Gaurav Seth
Director
DIN- 08129148

Place : New Delhi
Date : 24 June 2020

SEWAK DEVELOPERS PRIVATE LIMITED
BALANCE SHEET AS AT 31 MARCH 2020
(Amount in rupees, unless otherwise stated)

ASSETS

Non-current assets

Financial assets
Investments

Notes	As at 31 March 2020	As at 31 March 2019
3	300,000	300,000
	300,000	300,000

Current assets

Inventories
Financial assets
Cash and cash equivalents
Other financial assets
Other current assets

4	836,909,118	836,909,118
5	9,708	5,773
6	24,563,484	24,563,484
7	1,119,256	1,119,256
	862,901,566	862,897,631

Total Assets

EQUITY AND LIABILITIES

Equity

Equity share capital
Other equity
Total equity

8	100,000	100,000
9	(1,060,882)	(1,047,865)
	(960,882)	(947,865)

LIABILITIES

Current liabilities

Financial liabilities
Trade payables
-total outstanding dues of micro and small enterprises
-total outstanding dues other than micro and small enterprises

10	-	-
	5,901	14,000

Other current liabilities

11	863,856,548	863,831,490
	863,862,448	863,845,490

Total liabilities

	862,901,566	862,897,631
--	--------------------	--------------------

Total Equity and Liabilities

Summary of significant accounting policies

2

The accompanying notes are an integral part of the financial statements.

As per our report of even date

For MNV & CO.
Firm Reg. No.: 021682N
Chartered Accountants
Vikram Singh
Partner
Membership No.: 505887

For and on behalf of the Board of Directors of
SEWAK DEVELOPERS PRIVATE LIMITED

Arif Mohamad
Director
DIN-07119219

Gaurav Seth
Gaurav Seth
Director
DIN-08129148

Place : New Delhi
Date : 24 June 2020

SEWAK DEVELOPERS PRIVATE LIMITED
STATEMENT OF PROFIT AND LOSS FOR THE YEAR ENDED 31 MARCH 2020
(Amount in rupees, unless otherwise stated)


Particulars	Notes	31 March 2020	31 March 2019
Revenue		-	-
Total Income (I)		-	-
EXPENSES			
Finance costs	12	2,065	354
Other expenses	13	10,952	28,471
Total Expenses (II)		13,017	28,825
(Loss) before tax from continuing operations (I-II)		(13,017)	(28,825)
Tax expense:			
Current tax		-	-
(Loss) for the year from continuing operations		(13,017)	(28,825)
Other comprehensive income		-	-
Total other comprehensive income for the year, net of tax		-	-
Total comprehensive (loss) for the year, net of tax		(13,017)	(28,825)
Earnings per equity share:	14		
(1) Basic		(1.30)	(2.88)
(2) Diluted		(1.30)	(2.88)

Summary of significant accounting policies


2

The accompanying notes are an integral part of the financial statements.

As per our report of even date

For MNV & CO.
Firm Reg. No.: 023682N
Chartered Accountants

Vilraj Suri
Partner
Membership No.: 505887

For and on behalf of the Board of Directors of
SEWAK DEVELOPERS PRIVATE LIMITED


Arif Mohamad
Director
DIN-07119219


Gaurav Seth
Director
DIN-08129148

Place : New Delhi
Date : 24 June 2020

SHARYANS BUILDCON PRIVATE LIMITED
STATEMENT OF PROFIT AND LOSS FOR THE YEAR ENDED 31 MARCH 2020
(Amount in rupees, unless otherwise stated)

Particulars	Notes	31 March 2020	31 March 2019
Revenue		-	-
Total Income		-	-
EXPENSES			
Finance costs	10	649	118
Other expenses	11	8,336	8,797
Total Expenses		8,985	8,915
(Loss) before tax from continuing operations		(8,985)	(8,915)
Tax expense:			
Current tax		-	-
(Loss) for the year from continuing operations		(8,985)	(8,915)
Other comprehensive income		-	-
Total other comprehensive income for the year, net of tax		-	-
Total comprehensive (loss) for the year, net of tax		(8,985)	(8,915)
Earnings per equity share:	12		
(1) Basic		(0.09)	(0.09)
(2) Diluted		(0.09)	(0.09)
Summary of significant accounting policies	2		

The accompanying notes are an integral part of the financial statements.

As per our report of even date

For MNV & CO.
Firm Reg. No.: 023682N
Chartered Accountants
Vikram Suri
Partner
Membership No.: 505887



For and on behalf of the Board of Directors of
SHARYANS BUILDCON PRIVATE LIMITED

Arif Mohamad
Director
DIN- 07119219

Gaurav Seth
Gaurav Seth
Director
DIN- 08129148

Place : New Delhi
Date : 24 June 2020

SHAURYA PROPBUILD PRIVATE LIMITED
BALANCE SHEET AS AT 31 MARCH 2020
(Amount in rupees, unless otherwise stated)

ASSETS

Current assets

Inventories

Financial assets

Cash and cash equivalents

Total Assets

EQUITY AND LIABILITIES

Equity

Equity share capital

Other equity

Total equity

LIABILITIES

Current liabilities

Financial liabilities

Trade payables

-total outstanding dues of micro and small enterprises

-total outstanding dues other than micro and small enterprises

Other current liabilities

Total liabilities

Total Equity and Liabilities

Summary of significant accounting policies

The accompanying notes are an integral part of the financial statements.

As per our report of even date

For Rajeev & Ajay

Firm registration No. 00997202

Chartered Accountants

Ajay Sachdeva

Partner

Membership No. : 084302

Place : New Delhi

Date : 24 June 2020

Notes	As at 31 March 2020	As at 31 March 2019
3	10,43,40,420	10,43,40,420
4	24,341	20,290
	10,43,64,761	10,43,60,710
5	1,90,000	1,90,000
6	10,40,54,397	10,40,64,297
	10,42,44,397	10,42,54,297
7	-	-
	5,900	11,301
8	1,14,464	95,112
	1,20,364	1,06,413
	10,43,64,761	10,43,60,710

2

For and on behalf of the Board of Directors of
SHAURYA PROPBUILD PRIVATE LIMITED

Harshit Singh
Director
DIN-08455120

Amitava Chattopadhyay
Director
DIN-07150600

SHAURYA PROPBUILD PRIVATE LIMITED
STATEMENT OF PROFIT AND LOSS FOR THE YEAR ENDED 31 MARCH 2020
(Amount in rupees, unless otherwise stated)

Particulars	Notes	31 March 2020	31 March 2019
Revenue		-	-
Total Income (I)		-	-
EXPENSES			
Finance costs	9	649	89
Other expenses	10	9,251	7,550
Total Expenses (II)		9,900	7,639
(Loss) before tax from continuing operations (I-II)		(9,900)	(7,639)
Tax expense:			
Current tax		-	-
(Loss) for the year from continuing operations		(9,900)	(7,639)
Other comprehensive income		-	-
Total other comprehensive income for the year, net of tax		-	-
Total comprehensive (loss) for the year, net of tax		(9,900)	(7,639)
Earnings per equity share:	11		
(1) Basic		(0.52)	(0.40)
(2) Diluted		(0.52)	(0.40)

Summary of significant accounting policies 2

The accompanying notes are an integral part of the financial statements.

As per our report of even date

For Rajeev & Ajay
Firm registration No : 009977N
Chartered Accountants

Ajay Sachdeva
Partner
Membership No. 085302

Place : New Delhi
Date : 24 June 2020

For and on behalf of the Board of Directors of
SHAURYA PROPBUILD PRIVATE LIMITED

Harshit Singh
Director
DIN-08455120

Amitava Chattopadhyay
Director
DIN- 07150600

SHITIJ BUILDCON PRIVATE LIMITED
BALANCE SHEET AS AT 31 MARCH 2020
(Amount in rupees, unless otherwise stated)

	Notes	As at 31 March 2020	As at 31 March 2019
Current assets			
Financial assets			
Cash and cash equivalents	3	18,584	25,132
Other current assets	4	342,858,600	342,858,600
		<u>342,877,184</u>	<u>342,883,732</u>
Total Assets		<u>342,877,184</u>	<u>342,883,732</u>
EQUITY AND LIABILITIES			
Equity			
Equity share capital	5	100,000	100,000
Other equity	6	(4,512,112)	(4,502,515)
Total equity		<u>(4,412,112)</u>	<u>(4,402,515)</u>
LIABILITIES			
Current liabilities			
Financial liabilities			
Trade payables	7		
-total outstanding dues of micro and small enterprises			
-total outstanding dues other than micro and small enterprises		42,986,204	43,026,704
Other current liabilities	8	304,303,091	304,259,543
Total liabilities		<u>347,289,295</u>	<u>347,286,247</u>
Total Equity and Liabilities		<u>342,877,184</u>	<u>342,883,732</u>
Summary of significant accounting policies	2		

The accompanying notes are an integral part of the financial statements.

As per our report of even date

For MNV & Co.
Firm Reg. No. 023682N
Chartered Accountants
Vikrant Suri
Partner
Membership No.: 505887



For and on behalf of the Board of Directors of
SHITIJ BUILDCON PRIVATE LIMITED

Jitesh Sharma
Jitesh Sharma
Director
DIN-08428478

Kamal Bajaj
Kamal Bajaj
Director
DIN-06713913

Place : New Delhi
Date : 24 June 2020

SHITIJ BUILDCON PRIVATE LIMITED
STATEMENT OF PROFIT AND LOSS FOR THE YEAR ENDED 31 MARCH 2020
(Amount in rupees, unless otherwise stated)

Particulars	Notes	31 March 2020	31 March 2019
Revenue		-	-
Total Income		-	-
EXPENSES			
Finance costs	9	649	-
Other expenses	10	8,948	9,214
Total Expenses		9,597	9,214
(Loss) before tax from continuing operations		(9,597)	(9,214)
Tax expense:			
Current tax		-	-
(Loss) for the year from continuing operations		(9,597)	(9,214)
Total other comprehensive income for the year, net of tax		-	-
Total comprehensive (loss) for the year, net of tax		(9,597)	(9,214)
Earnings per equity share:	11		
(1) Basic		(0.96)	(0.92)
(2) Diluted		(0.96)	(0.92)

Summary of significant accounting policies

2

The accompanying notes are an integral part of the financial statements.

As per our report of even date

For MNV & CO.
Firm Reg. No. 023682N
Chartered Accountants
Vikrant Suri
Partner
Membership No.: 505887



For and on behalf of the Board of Directors of
SHITIJ BUILDCON PRIVATE LIMITED

Jitesh Sharma
Director
DIN-08428478

Kamal Bajaj
Director
DIN-06713913

Place : New Delhi
Date : 24 June 2020

SHRESTHA CONBUILD PRIVATE LIMITED
BALANCE SHEET AS AT 31 MARCH 2020
(Amount in Rupees, unless otherwise stated)

	Notes	As at 31 March 2020	As at 31 March 2019
ASSETS			
Current assets			
Cash and cash equivalents	3	5,86,668	5,99,345
Other current assets	4	2,15,25,00,000	2,15,25,00,000
Total Assets		2,15,30,86,668	2,15,30,99,345
EQUITY AND LIABILITIES			
Equity			
Equity share capital	5	1,00,00,000	1,00,00,000
Other equity	6	2,09,05,40,590	2,09,05,53,345
Total equity		2,10,05,40,590	2,10,05,53,345
LIABILITIES			
Current liabilities			
Financial liabilities			
Trade payables	7	-	-
-total outstanding dues of micro and small enterprises		-	-
-total outstanding dues other than micro and small enterprises		5,900	11,300
Other financial liabilities	8	5,25,34,384	5,25,34,384
Other current liabilities	9	5,794	316
Total liabilities		5,25,46,078	5,25,46,000
Total Equity and Liabilities		2,15,30,86,668	2,15,30,99,345

Summary of significant accounting policies

2

The accompanying notes are an integral part of the financial statements.

As per our report of even date

For Rajeev & Ajay
Firm registration No : 009977N
Chartered Accountants

Ajay Sachdeva
Partner
Membership No. : 084302



For and on behalf of the Board of Directors of
SHRESTHA CONBUILD PRIVATE LIMITED

Purushottam Grover
Director
DIN-08315022

Rohit Rawat
Director
DIN- 08298761

Place : New Delhi
Date : 24 June 2020

SHRESTHA CONBUILD PRIVATE LIMITED
STATEMENT OF PROFIT AND LOSS FOR THE YEAR ENDED 31 MARCH 2020
(Amount in Rupees, unless otherwise stated)

Particulars	Notes	31 March 2020	31 March 2019
Revenue		-	-
Total Income (I)		-	-
EXPENSES			
Finance costs	10	1,377	320
Other expenses	11	11,378	10,767
Total Expenses (II)		12,755	11,087
Profit/(Loss) before tax from continuing operations (I-II)		(12,755)	(11,087)
Tax expense:			
Current Tax		-	-
Profit/(Loss) for the year from continuing operations		(12,755)	(11,087)
Other Comprehensive Income		-	-
Total other comprehensive income for the year, net of tax		-	-
Total comprehensive income/(loss) for the year, net of tax		(12,755)	(11,087)
Earnings per equity share (computed on the basis of profit/(loss) for the year):	12		
(1) Basic		(0.01)	(0.01)
(2) Diluted		(0.01)	(0.01)

Summary of significant accounting policies

2

The accompanying notes are an integral part of the financial statements.


As per our report of even date

For Rajeev & Ajay
Firm registration No : 009977N
Chartered Accountants



Ajay Sachdeva
Partner
Membership No. : 084302

For and on behalf of the Board of Directors of
SHRESTHA CONBUILD PRIVATE LIMITED


Purushottam Grover
Director
DIN-08315022


Rohit Rawat
Director
DIN- 08298761

Place : New Delhi
Date : 24 June 2020

SHREY PROMOTERS PRIVATE LIMITED
STANDALONE BALANCE SHEET AS AT 31 MARCH 2020
(Amount in Rupees, unless otherwise stated)

	Notes	As at 31 March 2020	As at 31 March 2019
ASSETS			
Non-current assets			
Financial Assets			
Investments	3	68,75,54,574	68,75,54,574
		<u>68,75,54,574</u>	<u>68,75,54,574</u>
Current assets			
Inventories	4	2,00,65,521	2,00,65,521
Financial assets			
Cash and cash equivalents	5	25,342	28,681
Other current assets	6	11,37,72,325	11,37,72,325
		<u>13,38,63,188</u>	<u>13,38,66,527</u>
Total Assets		<u>82,14,17,762</u>	<u>82,14,21,101</u>
EQUITY AND LIABILITIES			
Equity			
Equity share capital	7	7,00,00,000	7,00,00,000
Other equity	8	(51,54,439)	(51,34,428)
Total equity		<u>6,48,45,561</u>	<u>6,48,65,572</u>
LIABILITIES			
Current liabilities			
Financial liabilities			
Trade payables	9	-	-
-total outstanding dues of micro and small enterprises		-	-
-total outstanding dues other than micro and small enterprises		5,900	22,100
Other financial liabilities	10	5,03,200	5,03,200
Other current liabilities	11	75,60,63,101	75,60,30,229
Total liabilities		<u>75,65,72,201</u>	<u>75,65,55,529</u>
Total Equity and Liabilities		<u>82,14,17,762</u>	<u>82,14,21,101</u>

Summary of significant accounting policies

The accompanying notes are an integral part of the financial statements.


As per our report of even date

For Rajeev & Ajay
Firm registration No : 009977N
Chartered Accountants



Place : New Delhi
Date : 24 June 2020

For and on behalf of the Board of Directors of
SHREY PROMOTERS PRIVATE LIMITED


Niranjan Kumar Jha
Director
DIN-08376638


Vinayesh
Director
DIN-08361746


Suman Jain
Company Secretary

SHREY PROMOTERS PRIVATE LIMITED
STANDALONE STATEMENT OF PROFIT AND LOSS FOR THE YEAR ENDED 31 MARCH 2020
(Amount in Rupees, unless otherwise stated)


Particulars	Notes	31 March 2020	31 March 2019
Other income		-	-
Total Income (I)		-	-
EXPENSES			
Finance costs	12	1,239	29
Other expenses	13	18,772	1,76,115
Total Expenses (II)		20,011	1,76,144
Profit/(Loss) before tax from continuing operations (I-II)		(20,011)	(1,76,144)
Tax expense:			
Current Tax		-	-
Profit/(Loss) for the year from continuing operations		(20,011)	(1,76,144)
Other Comprehensive Income		-	-
Total other comprehensive income for the year, net of tax		-	-
Total comprehensive income/(loss) for the year, net of tax		(20,011)	(1,76,144)
Earnings per equity share (computed on the basis of profit/(loss) for the year):	14		
(1) Basic		(0.003)	(0.025)
(2) Diluted		(0.003)	(0.025)

Summary of significant accounting policies 2

The accompanying notes are an integral part of the financial statements.

As per our report of even date

For Rajeev & Ajay
Firm registration No : 009977N
Chartered Accountants



For and on behalf of the Board of Directors of
SHREY PROMOTERS PRIVATE LIMITED


Niranjan Kumar Jha
Director
DIN-08376638


Vignesh
Director
DIN- 08561746

Place : New Delhi
Date : 24 June 2020


Suman Jain
Company Secretary

SIDHANT BUILDCON PRIVATE LIMITED
BALANCE SHEET AS AT 31 MARCH 2020
(Amount in rupees, unless otherwise stated)

	Notes	As at 31 March 2020	As at 31 March 2019
ASSETS			
Current assets			
Inventories	3	230,861,999	230,861,999
Financial assets			
Cash and cash equivalents	4	18,831	15,380
Other current assets	5	2,273,121	2,273,121
Total Assets		233,153,951	233,150,500
EQUITY AND LIABILITIES			
Equity			
Equity share capital	6	1,000,000	1,000,000
Other equity	7	(510,432)	(501,055)
Total equity		489,568	498,945
LIABILITIES			
Current liabilities			
Financial liabilities			
Trade payables	8		
-total outstanding dues of micro and small enterprises			
-total outstanding dues other than micro and small enterprises		5,901	5,900
Other current liabilities	9	232,658,482	232,645,655
Total liabilities		232,664,383	232,651,555
Total Equity and Liabilities		233,153,951	233,150,500

Summary of significant accounting policies

2

The accompanying notes are an integral part of the financial statements.

As per our report of even date

For MNV & CO.
Firm Reg. No.: 023682N
Chartered Accountants

Vikram Suri
Partner
Membership No.: 505887

For and on behalf of the Board of Directors of
SIDHANT BUILDCON PRIVATE LIMITED

Gaurav Seth
Gaurav Seth
Director
DIN- 08129148

Arif Mohamad
Arif Mohamad
Director
DIN- 07149219

Place : New Delhi
Date : 24 June 2020

SIDHANT BUILDCON PRIVATE LIMITED
STATEMENT OF PROFIT AND LOSS FOR THE YEAR ENDED 31 MARCH 2020
(Amount in rupees, unless otherwise stated)

Particulars	Notes	31 March 2020	31 March 2019
Revenue		-	-
Total Income		-	-
EXPENSES			
Finance costs	10	649	118
Other expenses	11	8,728	10,979
Total Expenses		<u>9,377</u>	<u>11,097</u>
(Loss) before tax from continuing operations		<u>(9,377)</u>	<u>(11,097)</u>
Tax expense:			
Current tax		-	-
(Loss) for the year from continuing operations		<u>(9,377)</u>	<u>(11,097)</u>
Other comprehensive income		-	-
Total other comprehensive income for the year, net of tax		<u>-</u>	<u>-</u>
Total comprehensive (loss) for the year, net of tax		<u>(9,377)</u>	<u>(11,097)</u>
Earnings per equity share:	12		
(1) Basic		(0.09)	(0.11)
(2) Diluted		(0.09)	(0.11)

Summary of significant accounting policies

2

The accompanying notes are an integral part of the financial statements.

As per our report of even date

For MNV & CO.

Firm Reg. No.: 023682N

Chartered Accountants

Vikram Suri
Partner

Membership No.: 505887



For and on behalf of the Board of Directors of
SIDHANT BUILDCON PRIVATE LIMITED

Gaurav Seth

Gaurav Seth
Director
DIN- 08129148

Arif Mohamad

Arif Mohamad
Director
DIN- 07119219

Place : New Delhi

Date : 24 June 2020

SIDHIVINAYAK BUILDCON PRIVATE LIMITED
STANDALONE BALANCE SHEET AS AT 31 MARCH 2020
(Amount in rupees, unless otherwise stated)

	Notes	As at 31 March 2020	As at 31 March 2019
ASSETS			
Non-current assets			
Financial Assets			
Investments	3	200,000	200,000
		200,000	200,000
Current assets			
Inventories	4	66,664,087	66,664,087
Financial assets			
Cash and cash equivalents	5	9,427	5,492
Other financial assets	6	6,602,437	6,602,437
Other current assets	7	1,119,844	1,119,844
		74,395,795	74,391,860
Total Assets		74,595,795	74,591,860
EQUITY AND LIABILITIES			
Equity			
Equity share capital	8	125,000	125,000
Other equity	9	(1,122,870)	(1,107,629)
Total equity		(97,870)	(982,629)
LIABILITIES			
Current liabilities			
Financial liabilities			
Trade payables	10	-	-
-total outstanding dues of micro and small enterprises		-	-
-total outstanding dues other than micro and small enterprises		5,900	14,000
Other current liabilities	11	75,587,765	75,560,489
Total liabilities		75,593,664	75,574,489
Total Equity and Liabilities		74,595,795	74,591,860
Summary of significant accounting policies	2		

The accompanying notes are an integral part of the financial statements.

As per our report of even date

For MNV & CO.

Firm Reg. No.: 023622N

Chartered Accountants

Vikram Suri

Partner

Membership No.: 505887

Place : New Delhi

Date : 24 June 2020

For and on behalf of the Board of Directors of
SIDHIVINAYAK BUILDCON PRIVATE LIMITED

Roli Aggarwal

Director

DIN- 08388011

Vivek Singh

Director

DIN- 03466774

SIDHIVINAYAK BUILDCON PRIVATE LIMITED
STANDALONE STATEMENT OF PROFIT AND LOSS FOR THE YEAR ENDED 31 MARCH 2020
(Amount in rupees, unless otherwise stated)

Particulars	Notes	31 March 2020	31 March 2019
Revenue from operations		-	-
Total Income		-	-
Finance costs	12	2,065	354
Other expenses	12	13,176	27,121
Total Expenses		15,241	27,475
(Loss) before tax from continuing operations		(15,241)	(27,475)
Tax expense:			
Current tax		-	-
(Loss) for the year from continuing operations		(15,241)	(27,475)
Total other comprehensive income for the year, net of tax		-	-
Total comprehensive (loss) for the year, net of tax		(15,241)	(27,475)
Earnings per equity share:	14		
(1) Basic		(1.22)	(2.20)
(2) Diluted		(1.22)	(2.20)

Summary of significant accounting policies

2

The accompanying notes are an integral part of the financial statements.

As per our report of even date

For MNV & CO.

Firm Reg. No.: 003682N

Chartered Accountants



Place : New Delhi

Date : 24 June 2020

For and on behalf of the Board of Directors of
SIDHIVINAYAK BUILDCON PRIVATE LIMITED

Roli Hegarwal
Roli Hegarwal
Director
DIN- 08388011

Vivek Singh
Vivek Singh
Director
DIN- 03466774

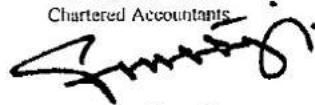
SIDHIVINAYAK DUROBUILD PRIVATE LIMITED
BALANCE SHEET AS AT 31 MARCH 2020
(Amount in Rupees, unless otherwise stated)

	Notes	31 March 2020	31 March 2019
ASSETS			
Current assets			
Inventories	3	17,401,600	17,401,600
Financial assets			
Cash and cash equivalents	4	25,177	14,726
Total assets		17,426,777	17,416,326
EQUITY AND LIABILITIES			
Equity			
Equity share capital	5	100,000	100,000
Other equity	6	(157,222)	(150,370)
Total equity		(57,222)	(50,370)
LIABILITIES			
Current liabilities			
Financial liabilities			
Trade payables	7	-	-
-total outstanding dues of micro and small enterprises		5,900	5,900
-total outstanding dues other than micro and small enterprises		17,478,099	17,460,796
Other current liabilities	8	17,483,999	17,466,696
Total liabilities		17,426,777	17,416,326
Total equity and liabilities		17,426,777	17,416,326
Summary of significant accounting policies	2		

The accompanying notes are an integral part of the financial statements.

As per our report of even date

For Sanjay Rastogi & Associates
Firm registration No : 014056N
Chartered Accountants

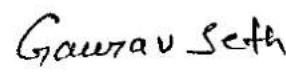


CA Sanjay Rastogi
Proprietor
Membership No. : 075033



For and on behalf of the Board of Directors of
SIDHIVINAYAK DUROBUILD PRIVATE LIMITED


Arif Mohammad
Director
Din-07119219


Gaurav Seth
Director
Din-08129148

Place : New Delhi
Date : 24 June 2020



SIDHIVINAYAK DUROBUILD PRIVATE LIMITED
STATEMENT OF PROFIT AND LOSS FOR THE YEAR ENDED 31 MARCH 2020
(Amount in Rupees, unless otherwise stated)

Particulars	Notes	31 March 2020	31 March 2019
Revenue		-	-
Total Income		-	-
EXPENSES			
Finance costs	9	649	118
Other expenses	10	6,203	7,238
Total Expenses		6,852	7,356
Loss before tax from continuing operations		(6,852)	(7,356)
Tax expense:			
Current tax		-	-
Loss for the year from continuing operations		(6,852)	(7,356)
Other comprehensive income		-	-
Total other comprehensive income for the year, net of tax		-	-
Total comprehensive loss for the year, net of tax		(6,852)	(7,356)
Earnings per equity share:	11		
Basic (Rs.)		(0.69)	(0.74)
Diluted (Rs.)		(0.69)	(0.74)


Summary of significant accounting policies

2

The accompanying notes are an integral part of the financial statements.

As per our report of even date

For Sanjay Rastogi & Associates
Firm registration No : 014056N
Chartered Accountants

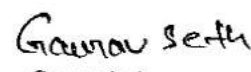


CA Sanjay Rastogi
Proprietor
Membership No. : 075033



For and on behalf of the Board of Directors of
SIDHIVINAYAK DUROBUILD PRIVATE LIM


Atif Mohammad
Director
Din-07119219


Gaurav Sethi
Director
Din-08129148

Place : New Delhi
Date : 24 June 2020

SIGNAGES PROPERTIES PRIVATE LIMITED
BALANCE SHEET AS AT 31 MARCH 2020
(Amount in Rupees, unless otherwise stated)

	Notes	As at 31 March 2020	As at 31 March 2019
ASSETS			
Current assets			
Financial assets			
Cash and cash equivalents	3	24,559	20,509
Total Assets		24,559	20,509
EQUITY AND LIABILITIES			
Equity			
Equity share capital	4	1,00,000	1,00,000
Other equity	5	(3,46,945)	(3,34,942)
Total equity		(2,46,945)	(2,34,942)
LIABILITIES			
Current liabilities			
Financial liabilities			
Trade payables	6		
-total outstanding dues of micro and small enterprises			
-total outstanding dues other than micro and small enterprises		5,900	11,302
Other current liabilities	7	2,65,604	2,44,149
Total liabilities		2,71,504	2,55,451
Total Equity and Liabilities		24,559	20,509
Summary of significant accounting policies	2		

The accompanying notes are an integral part of the financial statements.

As per our report of even date

For Rajeev & Ajay
Firm registration No : 009977N
Chartered Accountants

Ajay Sachdeva

Partner

Membership No. : 0843020



For and on behalf of the Board of Directors of
SIGNAGES PROPERTIES PRIVATE LIMITED

Bhargava Garg

Director

DIN-01669048

Rahul Bhatia

Director

DIN-02128650

Place : New Delhi

Date : 24 June 2020

SIGNAGES PROPERTIES PRIVATE LIMITED
STATEMENT OF PROFIT AND LOSS FOR THE YEAR ENDED 31 MARCH 2020
(Amount in Rupees, unless otherwise stated)

Particulars	Notes	31 March 2020	31 March 2019
Revenue		-	-
Total Income (I)		-	-
EXPENSES			
Finance costs	8	649	89
Other expenses	9	11,354	9,105
Total Expenses (II)		12,003	9,194
Profit/(Loss) before tax from continuing operations (I-II)		(12,003)	(9,194)
Tax expense:			
Current Tax		-	-
Profit/(Loss) for the year from continuing operations		(12,003)	(9,194)
Other Comprehensive Income		-	-
Total other comprehensive income for the year, net of tax		-	-
Total comprehensive income/(loss) for the year, net of tax		(12,003)	(9,194)
Earnings per equity share (computed on the basis of profit/(loss) for the year):	10		
(1) Basic		(1.20)	(0.92)
(2) Diluted		(1.20)	(0.92)

Summary of significant accounting policies

2


The accompanying notes are an integral part of the financial statements.

As per our report of even date

For Rajeev & Ajay

Firm registration No. 009977N
Chartered Accountants

Ajay Sachdeva
Partner
Membership No. : 084302



**For and on behalf of the Board of Directors of
SIGNAGES PROPERTIES PRIVATE LIMITED**

Bharat Bhushan Garg
Director
DIN-01669048

Rahul Bindle
Director
DIN-02128650

Place : New Delhi
Date : 24 June 2020

SILVER SEA VESSEL MANAGEMENT PRIVATE LIMITED**Statement of Profit or Loss and Other Comprehensive Income
For the financial year ended 31 March 2020**

	<u>Note</u>	<u>2020</u> USD	<u>2019</u> USD
Revenue		-	-
Other income		-	-
Costs and expenses			
Director's fee		1,689	2,216
Other expenses	4	6,479	4,829
		(8,168)	(7,045)
Loss before tax	5	(8,168)	(7,045)
Income tax expense	6	-	-
LOSS FOR THE YEAR		(8,168)	(7,045)
Other comprehensive income		-	-
Other comprehensive income for the year, net of tax		-	-
TOTAL COMPREHENSIVE LOSS FOR THE YEAR		(8,168)	(7,045)

The accompanying notes form an integral part of these financial statements.

SILVER SEA VESSEL MANAGEMENT PRIVATE LIMITED

Statement of Financial Position As at 31 March 2020

	<u>Note</u>	<u>2020</u> USD	<u>2019</u> USD
ASSETS			
Non-current assets		-	-
Current assets		-	-
Total assets		<u>-</u>	<u>-</u>
EQUITY AND LIABILITIES			
Equity			
Share capital	7	1	1
Retained earnings		(124,159)	(115,991)
Equity attributable to owners of Company		<u>(124,158)</u>	<u>(115,990)</u>
Non-current liabilities		-	-
Current liabilities			
Other payables and accruals	8	4,036	6,024
Amount payable to immediate holding company	8	120,122	109,966
		<u>124,158</u>	<u>115,990</u>
Total liabilities		<u>124,158</u>	<u>115,990</u>
Total equity and liabilities		<u>-</u>	<u>-</u>

The accompanying notes form an integral part of these financial statements.

SMRIDHI TECHNOBUILD PRIVATE LIMITED
BALANCE SHEET AS AT 31 MARCH 2020
(Amount in Rupees, unless otherwise stated)

	Notes	As at 31 March 2020	As at 31 March 2019
ASSETS			
Current assets			
Cash and cash equivalents	3	6,96,293	7,08,242
Other current assets	4	2,09,70,00,000	2,09,70,00,000
Total Assets		2,09,76,96,293	2,09,77,08,242
EQUITY AND LIABILITIES			
Equity			
Equity share capital	5	1,00,00,000	1,00,00,000
Other equity	6	2,03,65,02,302	2,03,65,14,311
Total equity		2,04,65,02,302	2,04,65,14,311
LIABILITIES			
Current liabilities			
Financial liabilities			
Trade payables	7	-	-
-total outstanding dues of micro and small enterprises		-	-
-total outstanding dues other than micro and small enterprises		5,900	11,300
Other financial liabilities	8	5,11,82,315	5,11,82,315
Other current liabilities	9	5,776	316
Total liabilities		5,11,93,991	5,11,93,931
Total Equity and Liabilities		2,09,76,96,293	2,09,77,08,242

Summary of significant accounting policies

2

The accompanying notes are an integral part of the financial statements.

As per our report of even date

For Rajeev & Ajay

Firm registration No : 009977N

Chartered Accountants

Ajay Sachdeva

Partner

Membership No. : 084302



For and on behalf of the Board of Directors of
SMRIDHI TECHNOBUILD PRIVATE LIMITED

Purushottam Grover

Director

DIN-08315022

Neeru Sareen

Director

DIN-08383149

Place : New Delhi

Date : 24 June 2020

SMRIDHI TECHNOBUILD PRIVATE LIMITED
STATEMENT OF PROFIT AND LOSS FOR THE YEAR ENDED 31 MARCH 2020
(Amount in Rupees, unless otherwise stated)

Particulars	Notes	31 March 2020	31 March 2019
Total Income (I)		-	-
EXPENSES			
Finance costs	10	649	320
Other expenses	11	11,360	10,974
Total Expenses (II)		12,009	11,294
Profit/(Loss) before tax from continuing operations (I-II)		(12,009)	(11,294)
Tax expense:			
Current Tax		-	-
Profit/(Loss) for the year from continuing operations		(12,009)	(11,294)
Other Comprehensive Income		-	-
Total other comprehensive income for the year, net of tax		-	-
Total comprehensive income/(loss) for the year, net of tax		(12,009)	(11,294)
Earnings per equity share (computed on the basis of profit/(loss) for the year):	12		
(1) Basic		(0.01)	(0.01)
(2) Diluted		(0.01)	(0.01)

Summary of significant accounting policies

2

The accompanying notes are an integral part of the financial statements.

As per our report of even date

For Rajeev & Ajay
Firm registration No : 009977N
Chartered Accountants

Ajay Sachdeva
Partner
Membership No. : 084302



For and on behalf of the Board of Directors of
SMRIDHI TECHNOBUILD PRIVATE LIMITED

Parushottam Grover
Director
DIN-08315022

Neeru Sareen
Director
DIN-08383149

Place : New Delhi
Date : 24 June 2020

SNOW WHITE BUILDCON PRIVATE LIMITED
STANDALONE BALANCE SHEET AS AT 31 MARCH 2020
(Amount in rupees, unless otherwise stated)

	Notes	As at 31 March 2020	As at 31 March 2019
ASSETS			
Non-current assets			
Financial Assets			
Investments	3	104,440,420	104,440,420
		<u>104,440,420</u>	<u>104,440,420</u>
Current assets			
Inventories	4	242,216,230	242,216,230
Financial assets			
Cash and cash equivalents	5	21,636	18,077
Other bank balances	6	774,063	774,063
Other financial assets	7	561,979	676,773
Other current assets	8	256,791	278,379
		<u>243,830,699</u>	<u>243,963,522</u>
Total Assets		<u>348,271,119</u>	<u>348,403,942</u>
EQUITY AND LIABILITIES			
Equity			
Equity share capital	9	100,000	100,000
Other equity	10	(53,278,131)	(53,309,366)
Total equity		<u>(53,178,131)</u>	<u>(53,209,366)</u>
LIABILITIES			
Current liabilities			
Financial liabilities			
Trade payables	11		
-total outstanding dues of micro and small enterprises		5,900	14,001
-total outstanding dues other than micro and small enterprises			
Other current liabilities	12	401,443,351	401,599,307
Total liabilities		<u>401,449,251</u>	<u>401,613,308</u>
Total Equity and Liabilities		<u>348,271,119</u>	<u>348,403,942</u>

Summary of significant accounting policies


The accompanying notes are an integral part of the financial statements.

As per our report of even date

For MNV & CO.

Firm Reg. No.: 023682
Chartered Accountants

Vikrant Saini
Partner
Membership No.: 505861



For and on behalf of the Board of Directors of
SNOW WHITE BUILDCON PRIVATE LIMITED

Sudhanshu Varma
Director
DIN-08291481

Ketan Luthra
Director
DIN-08384025

Place : New Delhi
Date : 24 June 2020

SNOW WHITE BUILDCON PRIVATE LIMITED
STANDALONE STATEMENT OF PROFIT AND LOSS FOR THE YEAR ENDED 31 MARCH 2020
(Amount in rupees, unless otherwise stated)

Particulars	Notes	31 March 2020	31 March 2019
Other income	13	51,611	68,500
Total Income		51,611	68,500
EXPENSES			
Finance costs	14	744	71
Other expenses	15	9,132	135,400
Total Expenses		9,876	135,471
Profit/ (Loss) before tax from continuing operations		41,735	(66,971)
Tax expense:			
Current tax (pertaining to earlier years)		10,500	-
Profit/ (Loss) for the year from continuing operations		31,235	(66,971)
Other comprehensive income		-	-
Total other comprehensive income for the year, net of tax		-	-
Total comprehensive profit/(loss) for the year, net of tax		31,235	(66,971)
Earnings per equity share:	16		
(1) Basic		3.12	(6.70)
(2) Diluted		3.12	(6.70)


Summary of significant accounting policies

2

The accompanying notes are an integral part of the financial statements.

As per our report of even date

For MNV & CO.
Firm Reg. No.: 021682M
Chartered Accountants
Vikram Singh
Partner
Membership No.: 505881



For and on behalf of the Board of Directors of
SNOW WHITE BUILDCON PRIVATE LIMITED

Sudhanshu Varma
Director
DIN-08291481

Ketan Luthra
Director
DIN-08384025

Place : New Delhi
Date : 24 June 2020

SONEX PROJECTS PRIVATE LIMITED
BALANCE SHEET AS AT 31 MARCH 2020
(Amount in rupees, unless otherwise stated)

	Notes	As at 31 March 2020	As at 31 March 2019
ASSETS			
Current assets			
Inventories	3	68,430,121	68,430,121
Financial assets			
Cash and cash equivalents	4	18,115	24,023
Other financial assets	5	1,040,352	1,040,352
Other current assets	6	78,241	97,091
Total Assets		69,566,829	69,591,587
EQUITY AND LIABILITIES			
Equity			
Equity share capital	7	100,000	100,000
Other equity	8	1,314,323	1,322,314
Total equity		1,414,323	1,422,314
LIABILITIES			
Current liabilities			
Financial liabilities			
Trade payables	9	-	-
-total outstanding dues of micro and small enterprises		-	-
-total outstanding dues other than micro and small enterprises		5,900	5,899
Other current liabilities	10	68,146,606	68,163,374
Total liabilities		68,152,506	68,169,273
Total Equity and Liabilities		69,566,829	69,591,587
Summary of significant accounting policies	2		

The accompanying notes are an integral part of the financial statements.

As per our report of even date

For MNV & CO.

Firm registration No.: 023682N

Chartered Accountants


Vikrant Suri
Partner
Membership No.: 505889

For and on behalf of the Board of Directors of
SONEX PROJECTS PRIVATE LIMITED


Vignesh
Director
DIN- 08561746


Shishir Lal
Director
DIN- 02210170

Place : New Delhi
Date : 24 June 2020

SONEX PROJECTS PRIVATE LIMITED
STATEMENT OF PROFIT AND LOSS FOR THE YEAR ENDED 31 MARCH 2020
(Amount in rupees, unless otherwise stated)

Particulars	Notes	31 March 2020	31 March 2019
Other income	11	1,790	20,035
Total Income		1,790	20,035
EXPENSES			
Finance costs	12	649	217
Other expenses	13	9,132	121,413
Total Expenses		9,781	121,630
(Loss) before tax from continuing operations		(7,991)	(101,595)
Tax expense:			
Current tax		-	-
(Loss) for the year from continuing operations		(7,991)	(101,595)
Other comprehensive income		-	-
Total other comprehensive income for the year, net of tax		-	-
Total comprehensive (loss) for the year, net of tax		(7,991)	(101,595)
Earnings per equity share:	14		
(1) Basic		(0.80)	(10.16)
(2) Diluted		(0.80)	(10.16)

Summary of significant accounting policies 2

The accompanying notes are an integral part of the financial statements.

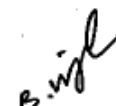
As per our report of even date


For MNV & CO.
Firm registration No.: 023682N
Chartered Accountants



Place : New Delhi
Date : 24 June 2020

For and on behalf of the Board of Directors of
SONEX PROJECTS PRIVATE LIMITED


Vignesh
Director
DIN- 08561746


Shishir Lal
Director
DIN- 02210170

SPARSH PROMOTERS PRIVATE LIMITED
BALANCE SHEET AS AT 31 MARCH 2020
(Amount in rupees, unless otherwise stated)

	Notes	As at 31 March 2020	As at 31 March 2019
ASSETS			
Current assets			
Inventories	3	285,173,111	285,173,111
Financial assets			
Cash and cash equivalents	4	18,197	14,746
Other current assets	5	6,105,993	6,105,993
Total Assets		291,297,301	291,293,850
EQUITY AND LIABILITIES			
Equity			
Equity share capital	6	1,000,000	1,000,000
Other equity	7	(590,316)	(579,131)
Total equity		409,684	420,869
LIABILITIES			
Current liabilities			
Financial liabilities			
Trade payables	8	-	-
-total outstanding dues of micro and small enterprises		5,900	5,900
-total outstanding dues other than micro and small enterprises			
Other current liabilities	9	290,881,717	290,867,081
Total liabilities		290,887,617	290,872,981
Total Equity and Liabilities		291,297,301	291,293,850

Summary of significant accounting policies

The accompanying notes are an integral part of the financial statements.

As per our report of even date

For MNV & CO.
Firm Reg. No.: 023462N
Chartered Accountants
Vikram Singh
Partner
Membership No.: 505881



For and on behalf of the Board of Directors of
SPARSH PROMOTERS PRIVATE LIMITED


Balmukund Singh
Director
DIN-08293706


Ketan Luthra
Director
DIN-08384025

Place : New Delhi
Date : 24 June 2020

SPARSH PROMOTERS PRIVATE LIMITED
STATEMENT OF PROFIT AND LOSS FOR THE YEAR ENDED 31 MARCH 2020
(Amount in rupees, unless otherwise stated)

Particulars	Notes	31 March 2020	31 March 2019
Revenue		-	-
Total Income		-	-
EXPENSES			
Finance costs	10	649	118
Other expenses	11	10,536	8,381
Total Expenses		11,185	8,499
(Loss) before tax from continuing operations		(11,185)	(8,499)
Tax expense:			
Current tax		-	-
(Loss) for the year from continuing operations		(11,185)	(8,499)
Other comprehensive income		-	-
Total other comprehensive income for the year, net of tax		-	-
Total comprehensive income/(loss) for the year, net of tax		(11,185)	(8,499)
Earnings per equity share:	12		
(1) Basic		(0.11)	(0.08)
(2) Diluted		(0.11)	(0.08)

Summary of significant accounting policies

2

The accompanying notes are an integral part of the financial statements.

As per our report of even date

For MNV & CO.
Firm Reg. No.: 23682N
Chartered Accountants

Vikrant Suri
Partner
Membership No.: 505887



For and on behalf of the Board of Directors of
SPARSH PROMOTERS PRIVATE LIMITED

Balmukund Singh
Director
DIN-08293706

Ketan Luthra
Director
DIN-08384025

Place : New Delhi
Date : 24 June 2020

SPROUTING PROPERTIES PRIVATE LIMITED
BALANCE SHEET AS AT 31 MARCH 2020
(Amount in rupees, unless otherwise stated)

ASSETS

Current assets

Inventories
Financial assets
Cash and cash equivalents
Other current assets

Total Assets

EQUITY AND LIABILITIES

Equity

Equity share capital
Other equity
Total equity

LIABILITIES

Current liabilities

Financial liabilities
Trade payables
-total outstanding dues of micro and small enterprises
-total outstanding dues other than micro and small enterprises
Other current liabilities
Total liabilities

Total Equity and Liabilities

Summary of significant accounting policies

The accompanying notes are an integral part of the financial statements.

As per our report of even date

For MNV & CO.

Firm Reg. No.: 023682N
Chartered Accountants

Vijayant Suri

Partner

Membership No.: 505887



Place : New Delhi

Date : 24 June 2020

Notes	As at 31 March 2020	As at 31 March 2019
3	19,626,381	19,626,381
4	18,994	14,793
5	-	-
	19,645,375	19,641,174
6	100,000	100,000
7	(390,986)	(381,710)
	(290,986)	(281,710)
8	-	-
	5,900	5,900
9	19,930,461	19,916,984
	19,936,361	19,922,884
	19,645,375	19,641,174

2

For and on behalf of the Board of Directors of
SPROUTING PROPERTIES PRIVATE LIMITED

Harshit Singhal
Director

DIN- 08455120

Yashpal Saun
Director

DIN-08385668

SPROUTING PROPERTIES PRIVATE LIMITED
STATEMENT OF PROFIT AND LOSS FOR THE YEAR ENDED 31 MARCH 2020
(Amount in rupees, unless otherwise stated)

Particulars	Notes	31 March 2020	31 March 2019
Revenue		-	-
Total Income		-	-
EXPENSES			
Finance costs	10	649	118
Other expenses	11	8,627	8,173
Total Expenses		9,276	8,291
(Loss) before tax from continuing operations		(9,276)	(8,291)
Tax expense:			
Current tax		-	-
(Loss) for the year from continuing operations		(9,276)	(8,291)
Other comprehensive income		-	-
Total other comprehensive income for the year, net of tax		-	-
Total comprehensive income/(loss) for the year, net of tax		(9,276)	(8,291)
Earnings per equity share:	12		
(1) Basic		(0.93)	(0.83)
(2) Diluted		(0.93)	(0.83)

Summary of significant accounting policies

2

The accompanying notes are an integral part of the financial statements.

As per our report of even date

For MNY & CO.

Firm Reg. No.: 023682N

Chartered Accountants



Vikram Suri

Partner

Membership No.: 505887

For and on behalf of the Board of Directors of

SPROUTING PROPERTIES PRIVATE LIMITED

Harshit Singhal

Harshit Singhal

Director

DIN- 08455120

Yashpal Saun

Yashpal Saun

Director

DIN-08385668

Place : New Delhi

Date : 24 June 2020

SPURT PROJECTS PRIVATE LIMITED
BALANCE SHEET AS AT 31 MARCH 2020
(Amount in rupees, unless otherwise stated)

	Notes	As at 31 March 2020	As at 31 March 2019
ASSETS			
Current assets			
Inventories	3	142,413,409	142,413,409
Financial assets			
Cash and cash equivalents	4	8,463	25,602
Other financial assets	5	801,029	801,029
Other current assets	6	14,093,291	14,093,291
Total Assets		157,316,192	157,333,331
EQUITY AND LIABILITIES			
Equity			
Equity share capital	7	100,000	100,000
Other equity	8	(2,074,429)	(2,051,854)
Total equity		(1,974,429)	(1,951,854)
LIABILITIES			
Current liabilities			
Financial liabilities			
Trade payables	9	-	-
-total outstanding dues of micro and small enterprises		-	-
-total outstanding dues other than micro and small enterprises		607,508	607,507
Other current liabilities	10	158,683,113	158,677,678
Total liabilities		159,290,621	159,285,185
Total Equity and Liabilities		157,316,192	157,333,331

Summary of significant accounting policies

2

The accompanying notes are an integral part of the financial statements.

As per our report of even date

For MNV & CO.

Firm Reg. No.: 023682N

Chartered Accountants

Vikram Suri

Partner

Membership No.: 505887



For and on behalf of the Board of Directors of
SPURT PROJECTS PRIVATE LIMITED

Yashpal Saun

Director

DIN- 08385668

Vinod Balhara

Director

DIN-08129149

Place : New Delhi

Date : 24 June 2020

23

SPURT PROJECTS PRIVATE LIMITED
STATEMENT OF PROFIT AND LOSS FOR THE YEAR ENDED 31 MARCH 2020
(Amount in rupees, unless otherwise stated)

Particulars	Notes	31 March 2020	31 March 2019
Other Income	11	-	16,557,802
Total Income		-	16,557,802
EXPENSES			
Finance costs	12	649	77
Other expenses	13	21,926	16,566,704
Total Expenses		22,575	16,566,781
(Loss) before tax from continuing operations		(22,575)	(8,979)
Tax expense:			
Current tax		-	-
(Loss) for the year from continuing operations		(22,575)	(8,979)
Other comprehensive income		-	-
Total other comprehensive income for the year, net of tax		-	-
Total comprehensive income/(loss) for the year, net of tax		(22,575)	(8,979)
Earnings per equity share:	14		
(1) Basic		(2.26)	(0.90)
(2) Diluted		(2.26)	(0.90)

Summary of significant accounting policies

2

The accompanying notes are an integral part of the financial statements.

As per our report of even date

For MNV & CO.

Firm Reg. No.: 023682N

Chartered Accountants

Vijant Suri

Partner

Membership No.: 505887



For and on behalf of the Board of Directors of
SPURT PROJECTS PRIVATE LIMITED

(Signature)

Yashpal Saun
Director
DIN- 08385668

(Signature)

Vinod Balhara
Director
DIN-08129149

Place : New Delhi

Date : 24 June 2020

SRIYAM ESTATES PRIVATE LIMITED
BALANCE SHEET AS AT 31 MARCH 2020
(Amount in rupees, unless otherwise stated)

	Notes	As at 31 March 2020	As at 31 March 2019
ASSETS			
Current assets			
Inventories	3	4,834,450	4,834,450
Financial assets			
Cash and cash equivalents	4	18,528	13,077
Other financial assets	5	6,590,122	6,590,122
Total Assets		11,443,100	11,437,649
EQUITY AND LIABILITIES			
Equity			
Equity share capital	6	100,000	100,000
Other equity	7	(1,408,691)	(1,398,898)
Total equity		(1,308,691)	(1,298,898)
LIABILITIES			
Current liabilities			
Financial liabilities			
Trade payables	8	-	-
-total outstanding dues of micro and small enterprises		-	-
-total outstanding dues other than micro and small enterprises		5,900	5,900
Other current liabilities	9	12,745,891	12,730,647
Total liabilities		12,751,791	12,736,547
Total Equity and Liabilities		11,443,100	11,437,649

Summary of significant accounting policies

2

The accompanying notes are an integral part of the financial statements.

As per our report of even date

For MNV & CO.

Firm Reg. No. 023082N

Chartered Accountants



Vikram Suri

Partner

Membership No. 50588

For and on behalf of the Board of Directors of
SRIYAM ESTATES PRIVATE LIMITED

Sweta
Sweta Maharaj
Director
DIN- 08380326

Akshat
Akshat Maheshwari
Director
DIN-07504909

Place : New Delhi

Date : 24 June 2020

21

SRIYAM ESTATES PRIVATE LIMITED
STATEMENT OF PROFIT AND LOSS FOR THE YEAR ENDED 31 MARCH 2020
(Amount in rupees, unless otherwise stated)

Particulars	Notes	31 March 2020	31 March 2019
Revenue		-	-
Total Income		-	-
EXPENSES			
Finance costs	10	649	118
Other expenses	11	9,144	10,459
Total Expenses		9,793	10,577
(Loss) before tax from continuing operations		(9,793)	(10,577)
Tax expense:			
Current tax		-	-
(Loss) for the year from continuing operations		(9,793)	(10,577)
Other comprehensive income		-	-
Total other comprehensive income for the year, net of tax		-	-
Total comprehensive (loss) for the year, net of tax		(9,793)	(10,577)
Earnings per equity share:	12		
(1) Basic		(0.98)	(1.06)
(2) Diluted		(0.98)	(1.06)


Summary of significant accounting policies

2

The accompanying notes are an integral part of the financial statements.

As per our report of even date

For MNV & CO.
Firm Reg. No.: 083682N
Chartered Accountants



Vibrant Saraf
Partner
Membership No. 505882

For and on behalf of the Board of Directors of
SRIYAM ESTATES PRIVATE LIMITED

Sweta Maharaj
Director
DIN- 08380326

Akshat Maheshwari
Director
DIN-07504909

Place : New Delhi
Date : 24 June 2020

STASH PROPBUILD PRIVATE LIMITED
BALANCE SHEET AS AT 31 MARCH 2020
(Amount in Rupees, unless otherwise stated)

	Notes	As at 31 March 2020	As at 31 March 2019
ASSETS			
Current assets			
Inventories	3	1,481,889	1,481,889
Financial assets			
Cash and cash equivalents	4	24,787	20,486
Other financial assets	5	2,090,788	2,090,788
Total Assets		3,597,464	3,593,163
EQUITY AND LIABILITIES			
Equity			
Equity share capital	6	100,000	100,000
Other equity	7	(279,026)	(269,732)
Total equity		(179,026)	(169,732)
LIABILITIES			
Current liabilities			
Financial liabilities			
Trade payables	8	-	-
-total outstanding dues of micro and small enterprises		-	-
-total outstanding dues other than micro and small enterprises		5,900	11,302
Other current liabilities	9	3,770,590	3,751,593
Total liabilities		3,776,490	3,762,895
Total Equity and Liabilities		3,597,464	3,593,163
Summary of significant accounting policies	2		

The accompanying notes are an integral part of the financial statements

As per our report of even date

For Rajeev & Ajay
Firm registration No : 009977N
Chartered Accountants

Ajay Sachdeva
Partner
Membership No. -084302



For and on behalf of the Board of Directors of
STASH PROPBUILD PRIVATE LIMITED

Rohit Rawat
Director
DIN- 08298761

Seema Shekhar
Director
DIN- 08376730

[Signature]

[Signature]

Place : New Delhi
Date : 24 June 2020

STASH PROPBUILD PRIVATE LIMITED
STATEMENT OF PROFIT AND LOSS FOR THE YEAR ENDED 31 MARCH 2020
(Amount in Rupees, unless otherwise stated)

Particulars	Notes	31 March 2020	31 March 2019
Revenue		-	-
Total Income (I)		-	-
EXPENSES			
Finance costs	10	649	89
Other expenses	11	8,645	7,238
Total Expenses (II)		9,294	7,327
Profit/(Loss) before tax from continuing operations (I-II)		(9,294)	(7,327)
Tax expense:			
Current Tax		-	-
Profit/(Loss) for the year from continuing operations		(9,294)	(7,327)
Other Comprehensive Income		-	-
Total other comprehensive income for the year, net of tax		-	-
Total comprehensive income/(loss) for the year, net of tax		(9,294)	(7,327)
Earnings per equity share (computed on the basis of profit/(loss) for the year):	12		
(1) Basic		(0.93)	(0.73)
(2) Diluted		(0.93)	(0.73)

Summary of significant accounting policies

2

The accompanying notes are an integral part of the financial statements.

As per our report of even date

For Rajeev & Ajay
Firm registration No : 009977N
Chartered Accountants

Ajay Sachdeva
Partner
Membership No : 084302



For and on behalf of the Board of Directors of
STASH PROPBUILD PRIVATE LIMITED

Rohit Rawat
Director
DIN- 08298761

Seema Shekhar
Director
DIN- 08376730

(Signatures of Rohit Rawat and Seema Shekhar)

Place : New Delhi
Date : 24 June 2020

STAVE PROPBUILD PRIVATE LIMITED
BALANCE SHEET AS AT 31 MARCH 2020
(Amount in Rupees, unless otherwise stated)

	Notes	As at 31 March 2020	As at 31 March 2019
ASSETS			
Current assets			
Inventories	3	-	-
Financial assets			
Cash and cash equivalents	4	28,137	19,961
Other financial assets	5	1,31,50,766	1,31,50,766
		<u>1,31,78,903</u>	<u>1,31,70,727</u>
Total Assets		<u>1,31,78,903</u>	<u>1,31,70,727</u>
EQUITY AND LIABILITIES			
Equity			
Equity share capital	6	1,00,000	1,00,000
Other equity	7	(2,77,776)	(2,68,482)
Total equity		<u>(1,77,776)</u>	<u>(1,68,482)</u>
LIABILITIES			
Current liabilities			
Financial liabilities			
Trade payables	8	-	-
-total outstanding dues of micro and small enterprises			
-total outstanding dues other than micro and small enterprises		5,901	11,301
Other current liabilities	9	1,33,50,778	1,33,27,908
Total liabilities		<u>1,33,56,679</u>	<u>1,33,39,209</u>
Total Equity and Liabilities		<u>1,31,78,903</u>	<u>1,31,70,727</u>
Summary of significant accounting policies	2		

The accompanying notes are an integral part of the financial statements.

As per our report of even date

For Rajeev & Ajay
Firm registration No. 5089977N
Chartered Accountants

Ajay Sachdeva
Partner
Membership No. : 084302



For and on behalf of the Board of Directors of
STAVE PROPBUILD PRIVATE LIMITED

Rohit Rawat
Director
DIN-08298761

Rahul Bindle
Director
DIN- 02128650

Place : New Delhi
Date : 24 June 2020

STAVE PROBUILD PRIVATE LIMITED
STATEMENT OF PROFIT AND LOSS FOR THE YEAR ENDED 31 MARCH 2020
(Amount in Rupees, unless otherwise stated)

Particulars	Notes	31 March 2020	31 March 2019
Total Income (I)		-	-
EXPENSES			
Finance costs	10	649	89
Other expenses	11	8,645	7,237
Total Expenses (II)		<u>9,294</u>	<u>7,326</u>
Profit/(Loss) before tax from continuing operations (I-II)		<u>(9,294)</u>	<u>(7,326)</u>
Tax expense:			
Current Tax		-	-
Profit/(Loss) for the year from continuing operations		<u>(9,294)</u>	<u>(7,326)</u>
Other Comprehensive Income		-	-
Total other comprehensive income for the year, net of tax		-	-
Total comprehensive income/(loss) for the year, net of tax		<u>(9,294)</u>	<u>(7,326)</u>
Earnings per equity share (computed on the basis of profit/(loss) for the year):	12		
(1) Basic		(0.93)	(0.73)
(2) Diluted		(0.93)	(0.73)

Summary of significant accounting policies

2

The accompanying notes are an integral part of the financial statements.

As per our report of even date

For **Rajeev & Ajay**
Firm registration No : 009977N
Chartered Accountants

Ajay Sachdev
Partner
Membership No : 084302



For and on behalf of the Board of Directors of
STAVE PROBUILD PRIVATE LIMITED

Rohit Rawat
Director
DIN-08298761

Rahul Bindle
Director
DIN- 02128650

Place : New Delhi
Date : 24 June 2020

STEIN PROBUILD PRIVATE LIMITED
BALANCE SHEET AS AT 31 MARCH 2020
(Amount in Rupees, unless otherwise stated)

ASSETS

Current assets

Inventories	
Financial assets	
Cash and cash equivalents	
Total Assets	

Notes	As at 31 March 2020	As at 31 March 2019
3	6,23,37,894	6,23,37,894
4	24,644	20,593
	6,23,62,538	6,23,58,487

EQUITY AND LIABILITIES

Equity

Equity share capital	
Other equity	
Total equity	

5	1,00,000	1,00,000
6	(2,87,646)	(2,78,361)
	(1,87,646)	(1,78,361)

LIABILITIES

Current liabilities

Financial liabilities	
Trade payables	
-total outstanding dues of micro and small enterprises	
-total outstanding dues other than micro and small enterprises	
Other current liabilities	
Total liabilities	

7	5,902	11,302
8	6,25,44,282	6,25,25,546
	6,25,50,184	6,25,36,848

Total Equity and Liabilities

	6,23,62,538	6,23,58,487
--	--------------------	--------------------

Summary of significant accounting policies

2

The accompanying notes are an integral part of the financial statements.

As per our report of even date

For Rajeev & Ajay &
Firm registration No: 009977
Chartered Accountants
NEW DELHI
Ajay Sachdeva
Partner
Membership No.: 084302

For and on behalf of the Board of Directors of
STEIN PROBUILD PRIVATE LIMITED

Reena
Director
DIN- 08129092

Amitava Chattopadhyay
Director
DIN- 07150600

Place: New Delhi
Date: 24 June 2020

STEIN PROPBUILD PRIVATE LIMITED
STATEMENT OF PROFIT AND LOSS FOR THE YEAR ENDED 31 MARCH 2020
(Amount in Rupees, unless otherwise stated)

Particulars	Notes	31 March 2020	31 March 2019
Revenue		-	-
Total Income (I)		-	-
EXPENSES			
Finance costs	9	649	89
Other expenses	10	8,636	7,861
Total Expenses (II)		9,285	7,950
Profit/(Loss) before tax from continuing operations (I-II)		(9,285)	(7,950)
Tax expense:			
Current tax		-	-
Profit/(Loss) for the year from continuing operations		(9,285)	(7,950)
Other Comprehensive Income		-	-
Total other comprehensive income for the year, net of tax		-	-
Total comprehensive income/(loss) for the year, net of tax		(9,285)	(7,950)
Earnings per equity share (computed on the basis of profit/(loss) for the year):	11		
(1) Basic		(0.93)	(0.80)
(2) Diluted		(0.93)	(0.80)

Summary of significant accounting policies 2

The accompanying notes are an integral part of the financial statements.

As per our report of even date

For Rajeev & Ajay

Firm registration No : 009977N
Chartered Accountants

Ajay Sachdeva
Ajay Sachdeva
Partner
Membership No. : 084392

For and on behalf of the Board of Directors of
STEIN PROPBUILD PRIVATE LIMITED

Rena
Rena
Director
DIN- 08129092

Amitava Chattopadhyay
Amitava Chattopadhyay
Director
DIN- 07150600

Place : New Delhi

Date : 24 June 2020

STENT PROPBUILD PRIVATE LIMITED
BALANCE SHEET AS AT 31 MARCH 2020
(Amount in Rupees, unless otherwise stated)

ASSETS

Current assets

Inventories

Financial assets

Cash and cash equivalents

Other financial assets

Total Assets

EQUITY AND LIABILITIES

Equity

Equity share capital

Other equity

Total equity

LIABILITIES

Current liabilities

Financial liabilities

Trade payables

-total outstanding dues of micro and small enterprises

-total outstanding dues other than micro and small enterprises

Other current liabilities

Total liabilities

Total Equity and Liabilities

Summary of significant accounting policies

The accompanying notes are an integral part of the financial statements.

As per our report of even date

For Rajeev & Ajay

Firm registration No : 009882

Chartered Accountants

Ajay Sachdeva

Partner

Membership No : 084302



Place : New Delhi

Date : 24 June 2020

Notes	As at 31 March 2020	As at 31 March 2019
.		
3		
4	24,576	20,525
5	48,06,910	48,06,010
	48,31,486	48,27,435
	48,31,486	48,27,435
6	1,00,000	1,00,000
7	(1,40,142)	(1,30,857)
	(40,142)	(30,857)
8		
9	5,900	11,301
	48,65,728	48,46,991
	48,71,628	48,58,292
	48,31,486	48,27,435
2		

For and on behalf of the Board of Directors of
STENT PROPBUILD PRIVATE LIMITED


Nishant Kumar Jha
Director
DIN- 08376638


Bharat Anshu Garg
Director
DIN- 01669048



STENT PROPBUILD PRIVATE LIMITED
STATEMENT OF PROFIT AND LOSS FOR THE YEAR ENDED 31 MARCH 2020
(Amount in Rupees, unless otherwise stated)

Particulars	Notes	31 March 2020	31 March 2019
Revenue		-	-
Total Income (I)		-	-
EXPENSES			
Finance costs	10	649	89
Other expenses	11	8,636	7,861
Total Expenses (II)		9,285	7,950
Profit/(Loss) before tax from continuing operations (I-II)		(9,285)	(7,950)
Tax expense:			
Current Tax		-	-
Profit/(Loss) for the year from continuing operations		(9,285)	(7,950)
Other Comprehensive Income		-	-
Total other comprehensive income for the year, net of tax		-	-
Total comprehensive income/(loss) for the year, net of tax		(9,285)	(7,950)
Earnings per equity share (computed on the basis of profit/(loss) for the year):	12		
(1) Basic		(0.93)	(0.80)
(2) Diluted		(0.93)	(0.80)

Summary of significant accounting policies

2

The accompanying notes are an integral part of the financial statements.

As per our report of even date

For Rajeev & Ajay
Firm registration No : 0099777
Chartered Accountants

Ajay Sachdeva
Partner
Membership No. : 084302



For and on behalf of the Board of Directors of
STENT PROPBUILD PRIVATE LIMITED

Niranjan Kumar Jha
Director
DIN- 08376638

Bharat Bhushan Garg
Director
DIN- 01669048

Place : New Delhi
Date : 24 June 2020

STRUT PROPBUILD PRIVATE LIMITED
BALANCE SHEET AS AT 31 MARCH 2020
(Amount in Rupees, unless otherwise stated)

	Notes	As at 31 March 2020	As at 31 March 2019
ASSETS			
Current assets			
Financial assets			
Cash and cash equivalents	3	24,733	20,682
Total Assets		24,733	20,682
EQUITY AND LIABILITIES			
Equity			
Equity share capital	4	100,000	100,000
Other equity	5	(279,783)	(270,507)
Total equity		(179,783)	(170,507)
LIABILITIES			
Current liabilities			
Financial liabilities			
Trade payables	6	-	-
-total outstanding dues of micro and small enterprises		-	-
- total outstanding dues other than micro and small enterprises		5,900	11,300
Other current liabilities	7	198,616	179,889
Total liabilities		204,516	191,189
Total Equity and Liabilities		24,733	20,682

Summary of significant accounting policies

2

The accompanying notes are an integral part of the financial statements.

As per our report of even date

For Rajeev & Ajay
Firm registration No : 009977N
Chartered Accountants

Ajay Sachdeva
Partner
Membership No : 084302



For and on behalf of the Board of Directors of
STRUT PROPBUILD PRIVATE LIMITED

Niranjan Kumar Jha
Director
DIN- 08376638

Qasim Ali Khan
Director
DIN- 08455167

Place : New Delhi
Date : 24 June 2020

20

STRUT PROPBUILD PRIVATE LIMITED
STATEMENT OF PROFIT AND LOSS FOR THE YEAR ENDED 31 MARCH 2020
(Amount in Rupees, unless otherwise stated)

Particulars	Notes	31 March 2020	31 March 2019
Revenue		-	-
Total Income (I)		-	-
EXPENSES			
Finance costs	8	649	89
Other expenses	9	8,627	8,484
Total Expenses (II)		9,276	8,573
Profit/(Loss) before tax from continuing operations (I-II)		(9,276)	(8,573)
Tax expense		-	-
Current Tax		-	-
Profit/(Loss) for the year from continuing operations		(9,276)	(8,573)
Other Comprehensive Income		-	-
Total other comprehensive income for the year, net of tax		-	-
Total comprehensive income/(loss) for the year, net of tax		(9,276)	(8,573)
Earnings per equity share (computed on the basis of profit/(loss) for the year):	10		
(1) Basic		(0.93)	(0.86)
(2) Diluted		(0.93)	(0.86)

Summary of significant accounting policies

2

The accompanying notes are an integral part of the financial statements.

As per our report of even date

For Rajeev & Ajay
Firm registration No : 009977N
Chartered Accountants

Ajay Sachdeva
Partner
Membership No. : 084302



For and on behalf of the Board of Directors of
STRUT PROPBUILD PRIVATE LIMITED

Niranjan Kumar Jha
Director
DIN- 08376638

Ovais Ali Khan
Director
DIN- 08455167

Place : New Delhi
Date : 24 June 2020

SUKHJIT PROJECTS PRIVATE LIMITED
STANDALONE BALANCE SHEET AS AT 31 MARCH 2020
(Amount in Rupees, unless otherwise stated)

	Notes	As at 31 March 2020	As at 31 March 2019
ASSETS			
Non-current assets			
Financial Assets			
Investments	3	3,17,71,957	3,17,71,957
		<u>3,17,71,957</u>	<u>3,17,71,957</u>
Current assets			
Financial assets			
Cash and cash equivalents	4	25,330	18,552
		<u>25,330</u>	<u>18,552</u>
Total Assets		<u><u>3,17,97,287</u></u>	<u><u>3,17,90,509</u></u>
EQUITY AND LIABILITIES			
Equity			
Equity share capital	5	1,00,000	1,00,000
Other equity	6		
Retained earnings		(5,03,023)	(4,92,871)
Total equity		<u>(4,03,023)</u>	<u>(3,92,871)</u>
LIABILITIES			
Current liabilities			
Financial liabilities			
Trade payables	7		
-total outstanding dues of micro and small enterprises			
-total outstanding dues other than micro and small enterprises		5,900	22,102
Other current liabilities	8	3,21,94,410	3,21,61,278
Total liabilities		<u>3,22,00,310</u>	<u>3,21,83,380</u>
Total Equity and Liabilities		<u><u>3,17,97,287</u></u>	<u><u>3,17,90,509</u></u>

Summary of significant accounting policies

2

The accompanying notes are an integral part of the financial statements.

As per our report of even date

For Rajeev & Ajay
Firm registration No-009937N
Chartered Accountants

Ajay Sachdev
Partner
Membership No-009937N



For and on behalf of the Board of Directors of
SUKHJIT PROJECTS PRIVATE LIMITED

(Signature)
Balraj Kumar Singh
Director
DIN-08293706

(Signature)
Manish Kumar
Director
DIN-08376582

Place : New Delhi
Date : 24 June 2020

20

SUKHJIT PROJECTS PRIVATE LIMITED
STANDALONE STATEMENT OF PROFIT AND LOSS FOR THE YEAR ENDED 31 MARCH 2020
(Amount in Rupees, unless otherwise stated)

Particulars	Notes	31 March 2020	31 March 2019
Revenue		-	-
Total Income (I)		-	-
EXPENSES			
Finance costs	9	1,121	325
Other expenses	10	9,031	21,117
Total Expenses (II)		10,152	21,442
Profit/(Loss) before tax from continuing operations (I-II)		(10,152)	(21,442)
Tax expense:			
Current Tax		-	-
Profit/(Loss) for the year from continuing operations		(10,152)	(21,442)
Other Comprehensive Income			
Total other comprehensive income for the year, net of tax		-	-
Total comprehensive income/(loss) for the year, net of tax		(10,152)	(21,442)
Earnings per equity share (computed on the basis of profit/(loss) for the year):	11		
(1) Basic		(1.02)	(2.14)
(2) Diluted		(1.02)	(2.14)

Summary of significant accounting policies 2

The accompanying notes are an integral part of the financial statements.

As per our report of even date

For Rajeev & Ajay

Firm registration No. 00997234

Chartered Accountants

Ajay Sachdeva

Partner

Membership No. : 084302



For and on behalf of the Board of Directors of
SUKHJIT PROJECTS PRIVATE LIMITED

Balmukund Singh

Director

DIN-08293706

Manish Kumar

Director

DIN- 08376582

Place : New Delhi

Date : 24 June 2020

TACERY BUILDERS PRIVATE LIMITED
BALANCE SHEET AS AT 31 MARCH 2020
(Amount in rupees, unless otherwise stated)

ASSETS

Current assets

Inventories	
Financial assets	
Cash and cash equivalents	
Other financial assets	

Total Assets

EQUITY AND LIABILITIES

Equity

Equity share capital	
Other equity	
Total equity	

LIABILITIES

Current liabilities

Financial liabilities	
Trade payables	
-total outstanding dues of micro and small enterprises	
-total outstanding dues other than micro and small enterprises	
Other current liabilities	
Total liabilities	

Total Equity and Liabilities

Summary of significant accounting policies

The accompanying notes are an integral part of the financial statements.

As per our report of even date

For MNV & CO.
Firm Reg. No. 023682N
Chartered Accountants
Vikrant Suri
Partner
Membership No.: 505887



Notes	As at 31 March 2020	As at 31 March 2019
3	174,553,956	174,553,956
4	18,105	14,654
5	4,258,163	4,258,163
	178,830,224	178,826,773
6	100,000	100,000
7	(303,999)	(294,723)
	(203,999)	(194,723)
8	5,491	5,491
9	179,028,732	179,016,005
	179,034,223	179,021,496
	178,830,224	178,826,773

For and on behalf of the Board of Directors of
TACERY BUILDERS PRIVATE LIMITED

Manish Kumar
Manish Kumar
Director
DIN-08376582

Vinod Bathara
Director
DIN-08129149

Place : New Delhi
Date : 24 June 2020

TACERY BUILDERS PRIVATE LIMITED
STATEMENT OF PROFIT AND LOSS FOR THE YEAR ENDED 31 MARCH 2020
(Amount in rupees, unless otherwise stated)

Particulars	Notes	31 March 2020	31 March 2019
Revenue		-	-
Total Income		-	-
EXPENSES			
Other expenses	10	8,627	7,862
Finance costs	11	649	118
Total Expenses		9,276	7,980
(Loss) before tax from continuing operations		(9,276)	(7,980)
Tax expense:			
Current tax		-	-
(Loss) for the year from continuing operations		(9,276)	(7,980)
Other comprehensive income		-	-
Total other comprehensive income for the year, net of tax		-	-
Total comprehensive (loss) for the year, net of tax		(9,276)	(7,980)
Earnings per equity share:	12		
(1) Basic		(0.93)	(0.80)
(2) Diluted		(0.93)	(0.80)

Summary of significant accounting policies

2

The accompanying notes are an integral part of the financial statements.

As per our report of even date

For MNV & CO.
Firm Reg. No.: 023582N
Chartered Accountants
Vineet Suri
Partner
Membership No.: 505887



For and on behalf of the Board of Directors of
TACERY BUILDERS PRIVATE LIMITED

Manish Kumar

Manish Kumar
Director
DIN-08376582

Vinod Balthara
Vinod Balthara
Director
DIN-08129149

Place : New Delhi
Date : 24 June 2020

TANMAY DEVELOPERS PRIVATE LIMITED
BALANCE SHEET AS AT 31 MARCH 2020
(Amount in rupees, unless otherwise stated)

	Notes	As at 31 March 2020	As at 31 March 2019
ASSETS			
Current assets			
Inventories	3	457,832,708	457,700,572
Financial assets			
Cash and cash equivalents	4	20,990	26,699
Other financial assets	5	3,489,039	3,489,039
Other current assets	6	1,210,685	1,210,685
Total Assets		462,553,422	462,426,995
EQUITY AND LIABILITIES			
Equity			
Equity share capital	7	100,000	100,000
Other equity	8	(6,854,083)	(6,584,739)
Total equity		(6,754,083)	(6,484,739)
LIABILITIES			
Current liabilities			
Financial liabilities			
Trade payables	9	-	-
-total outstanding dues of micro and small enterprises		203,900	5,900
-total outstanding dues other than micro and small enterprises	10	469,103,605	468,905,834
Other current liabilities		469,307,505	468,911,734
Total liabilities		462,553,422	462,426,995
Total Equity and Liabilities		462,553,422	462,426,995

Summary of significant accounting policies

2

The accompanying notes are an integral part of the financial statements.

As per our report of even date

For MNV & CO.

Firm Reg. No.: 023682N

Chartered Accountants


Vikrant Suri
Partner
Membership No. 505882

Place : New Delhi
Date : 24 June 2020

For and on behalf of the Board of Directors of
TANMAY DEVELOPERS PRIVATE LIMITED


Prevesh Kumar
Director
DIN-07256929


Nikhil Srivastava
Director
DIN-08077388

TANMAY DEVELOPERS PRIVATE LIMITED
STATEMENT OF PROFIT AND LOSS FOR THE YEAR ENDED 31 MARCH 2020
(Amount in rupees, unless otherwise stated)

Particulars	Notes	31 March 2020	31 March 2019
Other Income	11	840	-
Total Income		840	-
EXPENSES			
Finance costs	12	1,149	-
Other expenses	13	269,035	211,679
Total Expenses		270,184	211,679
(Loss) before tax from continuing operations		(269,344)	(211,679)
Tax expense:			
Current tax		-	-
(Loss) for the year from continuing operations		(269,344)	(211,679)
Other comprehensive income		-	-
Total other comprehensive income for the year, net of tax		-	-
Total comprehensive (loss) for the year, net of tax		(269,344)	(211,679)
Earnings per equity shares:	14		
(1) Basic		(26.93)	(21.17)
(2) Diluted		(26.93)	(21.17)

Summary of significant accounting policies

2

The accompanying notes are an integral part of the financial statements.

As per our report of even date

For MNV & CO.

Firm Reg. No.: 023682N

Chartered Accountants

Vikram Suri

Partner

Membership No. 509588

Place : New Delhi

Date : 24 June 2020

For and on behalf of the Board of Directors of

TANMAY DEVELOPERS PRIVATE LIMITED

P.K. Singh

Prevesh Kumar

Director

DIN-07256929

Nikhil Srivastava

Director

DIN-08077388

TINNITUS BUILDERS PRIVATE LIMITED
BALANCE SHEET AS AT 31 MARCH 2020
(Amount in Rupees, unless otherwise stated)

ASSETS

Current assets

Financial assets

Cash and cash equivalents

Other current assets

Total Assets

Notes	As at 31 March 2020	As at 31 March 2019
3	25,712	20,662
4	-	-
	25,712	20,662

EQUITY AND LIABILITIES

Equity

Equity share capital

Other equity

Total equity

5	1,00,000	1,00,000
6	(1,68,72,880)	(1,68,63,604)
	(1,67,72,880)	(1,67,63,604)

LIABILITIES

Current liabilities

Financial liabilities

Trade payables

-total outstanding dues of micro and small enterprises

-total outstanding dues other than micro and small enterprises

Other current liabilities

Total liabilities

7	-	-
	5,900	11,301
8	1,67,92,692	1,67,72,965
	1,67,98,592	1,67,84,266

Total Equity and Liabilities

	25,712	20,662
--	---------------	---------------

Summary of significant accounting policies

2

The accompanying notes are an integral part of the financial statements.

As per our report of even date

For Rajeev & Ajay

Firm registration No : 009977N

Chartered Accountants

Ajay Sachdeva

Partner

Membership No. : 084302



For and on behalf of the Board of Directors of
TINNITUS BUILDERS PRIVATE LIMITED

Rohit Rampal

Director

DIN- 08129550

Dhiraj Kumar Singh

Director

DIN- 08375395

Place : New Delhi

Date : 24 June 2020

TINNITUS BUILDERS PRIVATE LIMITED
STATEMENT OF PROFIT AND LOSS FOR THE YEAR ENDED 31 MARCH 2020
(Amount in Rupees, unless otherwise stated)

Particulars	Notes	31 March 2020	31 March 2019
Revenue		-	-
Total Income (I)		-	-
EXPENSES			
Finance costs	9	649	89
Other expenses	10	8,627	9,422
Total Expenses (II)		9,276	9,511
Profit/(Loss) before tax from continuing operations (I-II)		(9,276)	(9,511)
Tax expense:			
Current Tax		-	-
Profit/(Loss) for the year from continuing operations		(9,276)	(9,511)
Other Comprehensive Income		-	-
Total other comprehensive income for the year, net of tax		-	-
Total comprehensive income/(loss) for the year, net of tax		(9,276)	(9,511)
Earnings per equity share (computed on the basis of profit/(loss) for the year):	11		
(1) Basic		(0.93)	(0.95)
(2) Diluted		(0.93)	(0.95)

Summary of significant accounting policies 2

The accompanying notes are an integral part of the financial statements.

As per our report of even date

For Rajeev & Ajay
Firm registration No : 009977N
Chartered Accountants

Ajay Sachdeva
Partner
Membership No. : 084302



For and on behalf of the Board of Directors of
TINNITUS BUILDERS PRIVATE LIMITED

Rohit Rampal
Director
DIN- 08129550

Dhiraj Kumar Singh
Director
DIN- 08375395

Place : New Delhi
Date : 24 June 2020

TOCSIN BUILDERS PRIVATE LIMITED
BALANCE SHEET AS AT 31 MARCH 2020
(Amount in Rupees, unless otherwise stated)

	Notes	As at 31 March 2020	As at 31 March 2019
ASSETS			
Current assets			
Inventories	3	152,966,869	152,966,869
Financial assets			
Cash and cash equivalents	4	18,631	25,234
Other current assets	5	3,929,445	3,927,045
Total Assets		156,914,945	156,919,148
EQUITY AND LIABILITIES			
Equity			
Equity share capital	6	100,000	100,000
Other equity	7	(7,763,931)	(7,753,602)
Total equity		(7,663,931)	(7,653,602)
LIABILITIES			
Current liabilities			
Financial liabilities			
Trade payables	8	-	-
-total outstanding dues of micro and small enterprises		-	-
-total outstanding dues other than micro and small enterprises		5,901	5,902
Other current liabilities	9	164,572,975	164,566,848
Total liabilities		164,578,876	164,572,750
Total Equity and Liabilities		156,914,945	156,919,148

Summary of significant accounting policies 2

The accompanying notes are an integral part of the financial statements.

As per our report of even date

For MNV & CO.

Firm Reg. No.: 023682N

Chartered Accountants

Nish Mittal

Partner

Membership No.: 095371



For and on behalf of the Board of Directors of
TOCSIN BUILDERS PRIVATE LIMITED

B. Vif
Vignesh

Director

DIN-08561746

Dhiraj Kumar Singh
Dhiraj Kumar Singh

Director

DIN-08375395

Place : New Delhi

Date : 24 June 2020

3m

(Amount in Rupees, unless otherwise stated)

Particulars	Notes	31 March 2020	31 March 2019
Revenue from operations	10	-	20,781
Total Income		-	20,781
EXPENSES			
Finance costs	11	702	133
Other expenses	12	9,627	8,485
Total Expenses		10,329	8,618
Profit / (Loss) before tax		(10,329)	12,163
Tax expense:			
Current tax (pertaining to earlier years)		-	3,163
Profit / (Loss) for the year		(10,329)	9,000
Other comprehensive income/(loss)		-	-
Total other comprehensive income/(loss) for the year, net of tax		-	-
Total comprehensive income/(loss) for the year, net of tax		(10,329)	9,000
Earnings per equity share:	13		
(1) Basic		(1.03)	0.90
(2) Diluted		(1.03)	0.90

Summary of significant accounting policies

2

The accompanying notes are an integral part of the financial statements.

As per our report of even date

For MNV & CO.
Firm Reg. No.: 023682N
Chartered Accountants


Nitish Mittal
Partner
Membership No.: 095374



For and on behalf of the Board of Directors of
TOCSIN BUILDERS PRIVATE LIMITED


Vignesh
Director
DIN-08561746


Dhiraj Kumar Singh
Director
DIN-08375395

Place : New Delhi
Date : 24 June 2020

BALANCE SHEET AS AT 31 MARCH 2020
(Amount in rupees, unless otherwise stated)

	Notes	As at 31 March 2020	As at 31 March 2019
ASSETS			
Current assets			
Inventories	3	48,974,517	48,974,517
Financial assets			
Cash and cash equivalents	4	18,509	15,058
Other current assets	5	-	-
Total Assets		48,993,026	48,989,575
EQUITY AND LIABILITIES			
Equity			
Equity share capital	6	100,000	100,000
Other equity	7	(36,677,566)	(36,668,290)
Total equity		(36,577,566)	(36,568,290)
LIABILITIES			
Current liabilities			
Financial liabilities			
Trade payables	8	-	-
-total outstanding dues of micro and small enterprises		5,900	5,900
-total outstanding dues other than micro and small enterprises		-	-
Other current liabilities	9	85,564,692	85,551,965
Total liabilities		85,570,592	85,557,865
Total Equity and Liabilities		48,993,026	48,989,575

Summary of significant accounting policies

2

The accompanying notes are an integral part of the financial statements.

As per our report of even date

For MNV & CO.
Firm Reg No. 023682N
Chartered Accountants
Nitin Mittal
Partner
Membership No.: 095371

For and on behalf of the Board of Directors of
TOFF BUILDERS PRIVATE LIMITED

Vignesh
Director
DIN-08561746

Kumar Chand
Director
DIN-08380333

Place : New Delhi
Date : 24 June 2020

20

TOFF BUILDERS PRIVATE LIMITED
STATEMENT OF PROFIT AND LOSS FOR THE YEAR ENDED 31 MARCH 2020
(Amount in rupees, unless otherwise stated)

Particulars	Notes	31 March 2020	31 March 2019
Revenue		-	-
Total Income		-	-
EXPENSES			
Finance costs	10	649	118
Other expenses	11	8,627	8,173
Total Expenses		9,276	8,291
(Loss) before tax from continuing operations		(9,276)	(8,291)
Tax expense:			
Current tax		-	-
(Loss) for the year from continuing operations		(9,276)	(8,291)
Other comprehensive income		-	-
Total other comprehensive income for the year, net of tax		-	-
Total comprehensive (loss) for the year, net of tax		(9,276)	(8,291)
Earnings per equity share:	12		
(1) Basic		(0.93)	(0.83)
(2) Diluted		(0.93)	(0.83)

Summary of significant accounting policies

2

The accompanying notes are an integral part of the financial statements.


As per our report of even date

For MNV & CO.
Firm Reg. No.: 023682N
Chartered Accountants

Nishu Mittal
Partner
Membership No.: 095371

For and on behalf of the Board of Directors of
TOFF BUILDERS PRIVATE LIMITED


Nigesh
Director
DIN-08561746


Kumar Chand
Director
DIN-08380333

Place : New Delhi
Date : 24 June 2020

TOME BUILDERS PRIVATE LIMITED
BALANCE SHEET AS AT 31 MARCH 2020
(Amount in Rupees, unless otherwise stated)

	Notes	As at 31 March 2020	As at 31 March 2019
ASSETS			
Current assets			
Financial assets			
Cash and cash equivalents	3	25,796	20,745
Total Assets		25,796	20,745
EQUITY AND LIABILITIES			
Equity			
Equity share capital	4	1,00,000	1,00,000
Other equity	5	(2,51,48,713)	(2,51,39,437)
Total equity		(2,50,48,713)	(2,50,39,437)
LIABILITIES			
Current liabilities			
Financial liabilities			
Trade payables	6		
-total outstanding dues of micro and small enterprises			
-total outstanding dues other than micro and small enterprises		5,900	11,301
Other current liabilities	7	2,50,68,609	2,50,48,881
Total liabilities		2,50,74,509	2,50,60,182
Total Equity and Liabilities		25,796	20,745
Summary of significant accounting policies	2		

The accompanying notes are an integral part of the financial statements.

As per our report of even date

For Rajeev & Ajay

Firm registration No : 0099777
Chartered Accountants

Ajay Sachdeva
Partner

Membership No. : 084302



For and on behalf of the Board of Directors of
TOME BUILDERS PRIVATE LIMITED

Kumar Chand
Director
DIN- 08380333

Rohit Rampal
Director
DIN- 08129550

Place : New Delhi
Date : 24 June 2020

TOME BUILDERS PRIVATE LIMITED
STATEMENT OF PROFIT AND LOSS FOR THE YEAR ENDED 31 MARCH 2020
(Amount in Rupees, unless otherwise stated)

Particulars	Notes	31 March 2020	31 March 2019
Revenue		-	-
Total Income (I)		-	-
EXPENSES			
Finance costs	8	649	89
Other expenses	9	8,627	8,173
Total Expenses (II)		9,276	8,262
Profit/(Loss) before tax from continuing operations (I-II)		(9,276)	(8,262)
Tax expense:			
Current Tax		-	-
Profit/(Loss) for the year from continuing operations		(9,276)	(8,262)
Other Comprehensive Income		-	-
Total other comprehensive income for the year, net of tax		-	-
Total comprehensive income/(loss) for the year, net of tax		(9,276)	(8,262)
Earnings per equity share (computed on the basis of profit/(loss) for the year):	10		
(1) Basic		(0.93)	(0.83)
(2) Diluted		(0.93)	(0.83)

Summary of significant accounting policies

2

The accompanying notes are an integral part of the financial statements.

As per our report of even date

For Rajeev & Ajay

Firm registration No : 009977N

Chartered Accountants

Ajay Sachdeva

Partner

Membership No. : 084302



For and on behalf of the Board of Directors of
TOME BUILDERS PRIVATE LIMITED

Kumar Chand

Kumar Chand

Director

DIN- 08380333

Rohit Rampal

Rohit Rampal

Director

DIN- 08129550

Place : New Delhi

Date : 24 June 2020

TOMTOM BUILDERS PRIVATE LIMITED
BALANCE SHEET AS AT 31 MARCH 2020
(Amount in rupees, unless otherwise stated)

	Notes	As at 31 March 2020	As at 31 March 2019
ASSETS			
Current assets			
Inventories	3	22,14,90,642	22,14,90,642
Financial assets			
Cash and cash equivalents	4	24,219	19,798
Other current assets	5	42,36,904	43,36,788
Total Assets		22,57,51,765	22,58,47,228
EQUITY AND LIABILITIES			
Equity			
Equity share capital	6	1,00,000	1,00,000
Other equity	7	(5,61,49,291)	(5,61,69,595)
Total equity		(5,60,49,291)	(5,60,69,595)
LIABILITIES			
Current liabilities			
Financial liabilities			
Trade payables	8	-	-
-total outstanding dues of micro and small enterprises		-	-
-total outstanding dues other than micro and small enterprises		5,900	42,800
Other current liabilities	9	28,17,88,356	28,18,74,023
Provisions	10	6,800	-
Total liabilities		28,18,01,056	28,19,16,823
Total Equity and Liabilities		22,57,51,765	22,58,47,228
Summary of significant accounting policies	2		

The accompanying notes are an integral part of the financial statements.

As per our report of even date

For Rajeev & Ajay
Firm registration No : 009977N
Chartered Accountants

Ajay Sachdeva
Partner
Membership No. 1084362



For and on behalf of the Board of Directors of
TOMTOM BUILDERS PRIVATE LIMITED

Rohit Rampal
Director
DIN- 08129550

Jitesh Sharma
Director
DIN- 08428478

Place : New Delhi
Date : 24 June 2020

TOMTOM BUILDERS PRIVATE LIMITED
STATEMENT OF PROFIT AND LOSS FOR THE YEAR ENDED 31 MARCH 2020
(Amount in rupees, unless otherwise stated)

Particulars	Notes	31 March 2020	31 March 2019
Other Income	11	36,986	-
Total Income (I)		36,986	-
EXPENSES			
Finance costs	12	649	89
Other expenses	13	9,233	9,940
Total Expenses (II)		9,882	10,029
Profit/(Loss) before tax from continuing operations (I-II)		27,104	(10,029)
Tax expense:			
Current tax		6,800	-
Profit/(Loss) for the year from continuing operations		20,304	(10,029)
Other comprehensive income		-	-
Total other comprehensive income for the year, net of tax		-	-
Total comprehensive income/(loss) for the year, net of tax		20,304	(10,029)
Earnings per equity share:	14		
(1) Basic		2.03	(1.00)
(2) Diluted		2.03	(1.00)

Summary of significant accounting policies

2

The accompanying notes are an integral part of the financial statements.

As per our report of even date

For Rajeev & Ajay
Firm registration No-009977N
Chartered Accountants

Ajay Sachdeva
Partner
Membership No. 084362

For and on behalf of the Board of Directors of
TOMTOM BUILDERS PRIVATE LIMITED


Rohit Rampal
Director
DIN- 08129550


Anish Sharma
Director
DIN- 08428478

Place : New Delhi
Date : 24 June 2020

TRATTORIA PROPERTIES PRIVATE LIMITED
BALANCE SHEET AS AT 31 MARCH 2020
(Amount in rupees, unless otherwise stated)

ASSETS

Current assets

Inventories
Financial assets
Cash and cash equivalents
Other current assets

Total Assets

EQUITY AND LIABILITIES

Equity

Equity share capital
Other equity
Total equity

LIABILITIES

Current liabilities

Financial liabilities
Trade payables
-total outstanding dues of micro and small enterprises
-total outstanding dues other than micro and small enterprises
Other current liabilities
Total liabilities

Total Equity and Liabilities

Summary of significant accounting policies

The accompanying notes are an integral part of the financial statements.

As per our report of even date

For MNV & CO.

Firm Reg. No.: 023682N

Chartered Accountants



Vikrant Suri

Partner

Membership No.: 505887

Place : New Delhi

Date : 24 June 2020

Notes	As at 31 March 2020	As at 31 March 2019
3	98,422,768	98,422,768
4	18,484	15,034
5	-	-
	98,441,252	98,437,802
6	100,000	100,000
7	486,278	495,554
	586,278	595,554
8	-	-
	5,901	5,901
9	97,849,073	97,836,347
	97,854,975	97,842,248
	98,441,252	98,437,802

2

For and on behalf of the Board of Directors of
TRATTORIA PROPERTIES PRIVATE LIMITED


Rohit Rampal
Director
DIN-08129550


Rohit Mehta
Director
DIN-06961182



TRATTORIA PROPERTIES PRIVATE LIMITED
STATEMENT OF PROFIT AND LOSS FOR THE YEAR ENDED 31 MARCH 2020
(Amount in rupees, unless otherwise stated)

Particulars	Notes	31 March 2020	31 March 2019
Revenue		-	-
Total Income		-	-
EXPENSES			
Finance costs	10	649	118
Other expenses	11	8,627	10,044
Total Expenses		9,276	10,162
(Loss) before tax from continuing operations		(9,276)	(10,162)
Tax expense:			
Current tax		-	-
(Loss) for the year from continuing operations		(9,276)	(10,162)
Other comprehensive income		-	-
Total other comprehensive income/(loss) for the year, net of tax		-	-
Total comprehensive (loss) for the year, net of tax		(9,276)	(10,162)
Earnings per equity share:	12		
(1) Basic		(0.93)	(1.02)
(2) Diluted		(0.93)	(1.02)

Summary of significant accounting policies

2

The accompanying notes are an integral part of the financial statements.

As per our report of even date

For MNV & CO.

Firm Reg. No.: 023682N
Chartered Accountants

Vikrant Suri
Partner

Membership No.: 505887

For and on behalf of the Board of Directors of
TRATTORIA PROPERTIES PRIVATE LIMITED

Rohit Rampal
Director
DIN-08129550

Rohit Mehta
Director
DIN-06961182

Place : New Delhi
Date : 24 June 2020

TRAWLER PROPERTIES PRIVATE LIMITED
BALANCE SHEET AS AT 31 MARCH 2020
(Amount in Rupees, unless otherwise stated)

	Notes	As at 31 March 2020	As at 31 March 2019
ASSETS			
Current assets			
Inventories	3	9,887,978	9,887,978
Financial assets			
Cash and cash equivalents	4	18,301	14,850
Other current assets	5	-	-
Total Assets		9,906,279	9,902,828
EQUITY AND LIABILITIES			
Equity			
Equity share capital	6	100,000	100,000
Other equity	7	(280,190)	(271,217)
Total equity		(180,190)	(171,217)
LIABILITIES			
Current liabilities			
Financial liabilities			
Trade payables	8	-	-
-total outstanding dues of micro and small enterprises		-	-
-total outstanding dues other than micro and small enterprises		5,897	5,898
Other current liabilities	9	10,080,572	10,068,147
Total liabilities		10,086,469	10,074,045
Total Equity and Liabilities		9,906,279	9,902,828

Summary of significant accounting policies

2

The accompanying notes are an integral part of the financial statements.

As per our report of even date

For MNV & CO.

Firm Reg. No.: 023682N

Chartered Accountants

Vijant Suri

Partner

Membership No.: 505887



For and on behalf of the Board of Directors of
TRAWLER PROPERTIES PRIVATE LIMITED

[Signature]

Rohit Rampal

Director

DIN-08129550

[Signature]

Deepak Jain

Director

DIN-08129166

Place : New Delhi

Date : 24 June 2020

TRAWLER PROPERTIES PRIVATE LIMITED
STATEMENT OF PROFIT AND LOSS FOR THE YEAR ENDED 31 MARCH 2020
(Amount in Rupees, unless otherwise stated)

Particulars	Notes	31 March 2020	31 March 2019
Revenue		-	-
Total Income		-	-
EXPENSES			
Other expenses	10	8,324	10,358
Finance costs	11	649	118
Total Expenses		8,973	10,476
Profit/(Loss) before tax		(8,973)	(10,476)
Tax expense:			
Current tax		-	-
Profit/(Loss) for the year		(8,973)	(10,476)
Other comprehensive income		-	-
Total other comprehensive income for the year, net of tax		-	-
Total comprehensive income/(loss) for the year, net of tax		(8,973)	(10,476)
Earnings per equity share:	12		
(1) Basic		(0.90)	(1.05)
(2) Diluted		(0.90)	(1.05)

Summary of significant accounting policies 2


The accompanying notes are an integral part of the financial statements.

As per our report of even date

For MNV & CO.

Firm Reg. No.: 023682N

Chartered Accountants


Vikram Suri
Partner
Membership No.: 505887



For and on behalf of the Board of Directors of
TRAWLER PROPERTIES PRIVATE LIMITED


Rohit Rampal
Director
DIN-08129550


Deepak Jain
Director
DIN-08129166

Place : New Delhi
Date : 24 June 2020

TRIAD PROPERTIES PRIVATE LIMITED
BALANCE SHEET AS AT 31 MARCH 2020
(Amount in Rupees, unless otherwise stated)

	Notes	As at 31 March 2020	As at 31 March 2019
ASSETS			
Current assets			
Inventories	3	4,96,67,572	4,96,67,572
Financial assets			
Cash and cash equivalents	4	24,031	19,980
Other current assets	5	-	-
Total Assets		4,96,91,603	4,96,87,552
EQUITY AND LIABILITIES			
Equity			
Equity share capital	6	1,00,000	1,00,000
Other equity	7	(6,36,350)	(6,24,347)
Total equity		(5,36,350)	(5,24,347)
LIABILITIES			
Current liabilities			
Financial liabilities			
Trade payables	8	-	-
-total outstanding dues of micro and small enterprises		-	-
-total outstanding dues other than micro and small enterprises		5,900	11,301
Other current liabilities	9	5,02,22,052	5,02,00,598
Total liabilities		5,02,27,953	5,02,11,899
Total Equity and Liabilities		4,96,91,603	4,96,87,552
Summary of significant accounting policies			
	2		

The accompanying notes are an integral part of the financial statements.

As per our report of even date

For Rajeev & Ajay

Firm registration No. 009977N
Chartered Accountants

Ajay Sachdeva
Partner

Membership No. 084302



For and on behalf of the Board of Directors of
TRIAD PROPERTIES PRIVATE LIMITED

Kul Bhushan
Director
DIN- 08129099

Rohit Rampal
Director
DIN- 08129550

Place : New Delhi
Date : 24 June 2020

TRIAD PROPERTIES PRIVATE LIMITED
STATEMENT OF PROFIT AND LOSS FOR THE YEAR ENDED 31 MARCH 2020
(Amount in Rupees, unless otherwise stated)

Particulars	Notes	31 March 2020	31 March 2019
Revenue		-	-
Total Income (I)		-	-
EXPENSES			
Finance costs	10	649	397
Other expenses	11	11,354	13,467
Total Expenses (II)		12,003	13,864
Profit/(Loss) before tax from continuing operations (I-II)		(12,003)	(13,864)
Tax expense:			
Current Tax		-	-
Profit/(Loss) for the year from continuing operations		(12,003)	(13,864)
Other Comprehensive Income		-	-
Total other comprehensive income for the year, net of tax		-	-
Total comprehensive income/(loss) for the year, net of tax		(12,003)	(13,864)
Earnings per equity share (computed on the basis of profit/(loss) for the year):	12		
(1) Basic		(1.20)	(1.39)
(2) Diluted		(1.20)	(1.39)

Summary of significant accounting policies

2

The accompanying notes are an integral part of the financial statements.

As per our report of even date

For Rajeev & Ajay
Firm registration No : 009977N
Chartered Accountants

Ajay Sachdeva
Partner

Membership No. : 084302



For and on behalf of the Board of Directors of
TRIAD PROPERTIES PRIVATE LIMITED

Kul Bhushan
Director
DIN- 08129099

Rohit Rampal
Director
DIN- 08129550

Place : New Delhi
Date : 24 June 2020

TRUE VALUE BUILD-CON PRIVATE LIMITED
BALANCE SHEET AS AT 31 MARCH 2020
(Amount in rupees, unless otherwise stated)

ASSETS

Non-current assets

Financial assets
Investments

Current assets

Financial assets
Cash and cash equivalents
Other current assets

Total Assets

EQUITY AND LIABILITIES

Equity

Equity share capital
Other equity
Total equity

LIABILITIES

Current liabilities

Financial liabilities
Trade payables
-total outstanding dues of micro and small enterprises
-total outstanding dues other than micro and small enterprises
Other current liabilities
Total liabilities

Total Equity and Liabilities

Summary of significant accounting policies

The accompanying notes are an integral part of the financial statements.

As per our report of even date

For MNV & CO.

Firm Reg. No.: 023682N
Chartered Accountants

Vikash Suri
Partner
Membership No.: 505887

Place : New Delhi
Date : 24 June 2020

Notes	As at 31 March 2020	As at 31 March 2019
3	200,000	200,000
	200,000	200,000
4	10,239	6,304
5	-	-
	10,239	6,304
	210,239	206,304
6	102,000	102,000
7	(952,377)	(937,492)
	(850,377)	(835,492)
8	-	-
	5,901	14,000
9	1,054,715	1,027,796
	1,060,616	1,041,796
	210,239	206,304

2

For and on behalf of the Board of Directors of
TRUE VALUE BUILD-CON PRIVATE LIMITED

Rohit Rampal
Director
DIN-08129550

Nikhil Srivastava
Director
DIN-08077388

TRUE VALUE BUILD-CON PRIVATE LIMITED
STATEMENT OF PROFIT AND LOSS FOR THE YEAR ENDED 31 MARCH 2020
(Amount in rupees, unless otherwise stated)

Particulars	Notes	31 March 2020	31 March 2019
Revenue		-	-
Total Income		-	-
EXPENSES			
Finance costs	10	2,065	354
Other expenses	11	12,820	30,341
Total Expenses		14,885	30,695
(Loss) before tax from continuing operations		(14,885)	(30,695)
Tax expense:			
Current tax		-	-
(Loss) for the year from continuing operations		(14,885)	(30,695)
Other comprehensive income		-	-
Total other comprehensive income for the year, net of tax		-	-
Total comprehensive (loss) for the year, net of tax		(14,885)	(30,695)
Earnings per equity share:	12		
(1) Basic		(1.46)	(3.01)
(2) Diluted		(1.46)	(3.01)
Summary of significant accounting policies	2		

The accompanying notes are an integral part of the financial statements.

As per our report of even date

For MNV & CO.
Firm Reg. No.: 023682N
Chartered Accountants


Vikram Suri
Partner
Membership No.: 505887

For and on behalf of the Board of Directors of
TRUE VALUE BUILD-CON PRIVATE LIMITED


Rohit Rampal
Director
DIN-08129550


Nikhil Srivastava
Director
DIN-08077388

Place : New Delhi
Date : 24 June 2020

UTKARSH BUILDCON PRIVATE LIMITED
STANDALONE BALANCE SHEET AS AT 31 MARCH 2020
(Amount in rupees, unless otherwise stated)

ASSETS

Non-current assets

Financial assets

Investments

Notes	As at 31 March 2020	As at 31 March 2019
3	200,000	200,000
	200,000	200,000

Current assets

Inventories

Financial assets

Cash and cash equivalents

Other bank balances

Other financial assets

Other current assets

4	202,724,168	202,724,168
5	18,999	-
6	-	1,026,548
7	2,856,279	2,902,719
8	51,279	309,256
	205,850,724	207,162,691

Total Assets

EQUITY AND LIABILITIES

Equity

Equity share capital

Other equity

Total equity

9	100,000	100,000
10	4,705,839	5,390,307
	4,805,839	5,490,307

LIABILITIES

Current liabilities

Financial liabilities

Trade payables

-total outstanding dues of micro and small enterprises

-total outstanding dues other than micro and small enterprises

Other financial liabilities

Other current liabilities

Total liabilities

11	-	-
	5,900	117,501
12	-	51,617
13	201,038,985	201,503,266
	201,044,886	201,672,384
	205,850,724	207,162,691

Total Equity and Liabilities

Summary of significant accounting policies

2

The accompanying notes are an integral part of the financial statements.

As per our report of even date

For MNV & CO.

Firm registration No.: 023682N

Chartered Accountants

Vikrant Suri
Partner
Membership No. 505887



Place : New Delhi

Date : 24 June 2020

For and on behalf of the Board of Directors of
UTKARSH BUILDCON PRIVATE LIMITED

Vivek Singh
Director
DIN-03466794

Chaudhary Singh
Director
DIN-08129090

20

UTKARSH BUILDCON PRIVATE LIMITED
STANDALONE STATEMENT OF PROFIT AND LOSS FOR THE YEAR ENDED 31 MARCH 2020
(Amount in rupees, unless otherwise stated)

Particulars	Notes	31 March 2020	31 March 2019
Other income	14	236,864	157,668
Total Income		236,864	157,668
EXPENSES			
Finance costs	15	713	295
Other expenses	16	920,619	1,078,152
Total Expenses		921,332	1,078,447
(Loss) before tax from continuing operations		(684,468)	(920,779)
Tax expense:			
Current tax		-	-
(Loss) for the year from continuing operations		(684,468)	(920,779)
Other comprehensive income		-	-
Total other comprehensive income for the year, net of tax		-	-
Total comprehensive (loss) for the year, net of tax		(684,468)	(920,779)
Earnings per equity share:	17		
(1) Basic		(68.45)	(92.08)
(2) Diluted		(68.45)	(92.08)
Summary of significant accounting policies	2		

The accompanying notes are an integral part of the financial statements.

As per our report of even date

For MNV & CO.
Firm registration No.: 023682N
Chartered Accountants



Place : New Delhi
Date : 24 June 2020

For and on behalf of the Board of Directors of
UTKARSH BUILDCON PRIVATE LIMITED

Vivek Singh
Director
DIN-03466774

Chandan Singh
Director
DIN-08129090

VERSATILE CONBUILD PRIVATE LIMITED
BALANCE SHEET AS AT 31 MARCH 2020
(Amount in Rupees, unless otherwise stated)

ASSETS

Non-current assets

Financial Assets
Investments

Notes	As at 31 March 2020	As at 31 March 2019
3	1,02,00,000	1,02,00,000
	1,02,00,000	1,02,00,000

Current assets

Financial assets
Cash and cash equivalents

4	24,114	18,863
	24,114	18,863

Total Assets

	1,02,24,114	1,02,18,863
--	--------------------	--------------------

EQUITY AND LIABILITIES

Equity

Equity share capital
Other equity
Total equity

5	1,00,000	1,00,000
6	(1,49,225)	(1,39,939)
	(49,225)	(39,939)

LIABILITIES

Current liabilities

Financial liabilities
Trade payables
-total outstanding dues of micro and small enterprises
-total outstanding dues other than micro and small enterprises
Other current liabilities
Total liabilities

7	5,900	22,101
8	1,02,67,439	1,02,36,701
	1,02,73,339	1,02,58,802

Total Equity and Liabilities

	1,02,24,114	1,02,18,863
--	--------------------	--------------------

Summary of significant accounting policies

1

The accompanying notes are an integral part of the financial statements.

As per our report of even date

For Rajeev & Ajay
Firm registration No : 009977N
Chartered Accountants

Ajay Sachdeva

Ajay Sachdeva
Partner
Membership No. : 084302



For and on behalf of the Board of Directors of
VERSATILE CONBUILD PRIVATE LIMITED

Purushottam Grover

Purushottam Grover
Director
DIN-08315022

Rohit Rawat

Rohit Rawat
Director
DIN-08298761

Place : New Delhi
Date : 24 June 2020

VERSATILE CONBUILD PRIVATE LIMITED
STATEMENT OF PROFIT AND LOSS FOR THE YEAR ENDED 31 MARCH 2020
(Amount in Rupees, unless otherwise stated)

Particulars	Notes	31 March 2020	31 March 2019
Revenue		-	-
Total Income (I)		-	-
EXPENSES			
Finance costs	9	649	443
Other expenses	10	8,637	20,286
Total Expenses (II)		9,286	20,729
Profit/(Loss) before tax from continuing operations (I-II)		(9,286)	(20,729)
Tax expense:			
Current Tax		-	-
Profit/(Loss) before tax from continuing operations (I-II)		(9,286)	(20,729)
Other Comprehensive Income		-	-
Total other comprehensive income for the year, net of tax		-	-
Total comprehensive income/(loss) for the year, net of tax		(9,286)	(20,729)
Earnings per equity share (computed on the basis of profit/(loss) for the year):	11		
(1) Basic		(0.93)	(2.07)
(2) Diluted		(0.93)	(2.07)

Summary of significant accounting policies 2

The accompanying notes are an integral part of the financial statements.

As per our report of even date

For Rajeev & Ajay
Firm registration No : 009977N
Chartered Accountants

Ajay Sachdeva
Partner
Membership No. : 084302



For and on behalf of the Board of Directors of
VERSATILE CONBUILD PRIVATE LIMITED

Purushottam Grover
Director
DIN-08315022

Rohit Rawat
Director
DIN-08298761

Place : New Delhi
Date : 24 June 2020

VIRASAT BUILDCON PRIVATE LIMITED
BALANCE SHEET AS AT 31 MARCH 2020
(Amount in rupees, unless otherwise stated)

ASSETS

Current assets

Financial assets

Cash and cash equivalents

Other financial assets

Other current assets

Total Assets

EQUITY AND LIABILITIES

Equity

Equity share capital

Other equity

Total equity

LIABILITIES

Current liabilities

Financial liabilities

Trade payables

-total outstanding dues of micro and small enterprises

-total outstanding dues other than micro and small enterprises

Total liabilities

Total Equity and Liabilities

Summary of significant accounting policies

The accompanying notes are an integral part of the financial statements.

As per our report of even date

For MNV & CO.

Firm registration No.: 023682N

Chartered Accountants

Vikram Suri

Partner

Membership No.: 505887

Place : New Delhi

Date : 24 June 2020

Notes	As at 31 March 2020	As at 31 March 2019
3	20,471	17,020
4	315,759	328,991
5	-	-
	336,230	346,011
6	1,000,000	1,000,000
7	(669,670)	(659,889)
	330,330	340,111
8	-	-
	5,900	5,900
	5,900	5,900
	336,230	346,011

2

For and on behalf of the Board of Directors of
VIRASAT BUILDCON PRIVATE LIMITED

Vignesh
Vignesh
Director

DIN-08561746

Feroz Ahmed Khan

Feroz Ahmed Khan
Director


DIN-07158432

VIRASAT BUILDCON PRIVATE LIMITED
STATEMENT OF PROFIT AND LOSS FOR THE YEAR ENDED 31 MARCH 2020
(Amount in rupees, unless otherwise stated)

Particulars	Notes	31 March 2020	31 March 2019
Revenue		-	-
Total Income		-	-
EXPENSES			
Finance costs	9	649	118
Other expenses	10	9,132	31,291
Total Expenses		9,781	31,409
(Loss) before tax from continuing operations		(9,781)	(31,409)
Tax expense:			
Current tax		-	-
(Loss) for the year from continuing operations		(9,781)	(31,409)
Other comprehensive income		-	-
Total other comprehensive income for the year, net of tax		-	-
Total comprehensive (loss) for the year, net of tax		(9,781)	(31,409)
Earnings per equity share:	11		
(1) Basic		(0.10)	(0.31)
(2) Diluted		(0.10)	(0.31)
Summary of significant accounting policies	2		

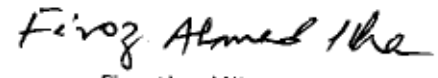
The accompanying notes are an integral part of the financial statements.

As per our report of even date

For MNV & CO.
Firm registration No.: 023682N
Chartered Accountants

Vikram Suri
Partner
Membership No.: 505887

For and on behalf of the Board of Directors of
VIRASAT BUILDCON PRIVATE LIMITED


Vignesh
Director
DIN-08561746


Firoz Ahmed Khan
Director
DIN-07158432

Place : New Delhi
Date : 24 June 2020

VITALITY CONBUILD PRIVATE LIMITED
BALANCE SHEET AS AT 31 MARCH 2020
(Amount in Rupees, unless otherwise stated)

	Notes	As at 31 March 2020	As at 31 March 2019
ASSETS			
Current assets			
Financial assets			
Cash and cash equivalents	3	25,235	19,184
Total Assets		25,235	19,184
EQUITY AND LIABILITIES			
Equity			
Equity share capital	4	1,00,000	1,00,000
Other equity	5	(4,55,422)	(4,44,448)
Total equity		(3,55,422)	(3,44,448)
LIABILITIES			
Current liabilities			
Financial liabilities			
Trade payables	6	-	-
-total outstanding dues of micro and small enterprises		-	-
-total outstanding dues other than micro and small enterprises		5,595	10,994
Other current liabilities	7	3,75,062	3,52,638
Total liabilities		3,80,657	3,63,632
Total Equity and Liabilities		25,235	19,184

Summary of significant accounting policies

2

The accompanying notes are an integral part of the financial statements.

As per our report of even date

For Rajeev & Ajay
Firm registration No. 009977N
Chartered Accountants
NEW DELHI
Ajay Sachdeva
Partner
Membership No. : 084302

For and on behalf of the Board of Directors of
VITALITY CONBUILD PRIVATE LIMITED

Naveen Chaudhary
Director
DIN- 08595719

Niranjan Kumar Jha
Director
DIN- 08376638

Place : New Delhi
Date : 24 June 2020

VITALITY CONBUILD PRIVATE LIMITED
STATEMENT OF PROFIT AND LOSS FOR THE YEAR ENDED 31 MARCH 2020
(Amount in Rupees, unless otherwise stated)

Particulars	Notes	31 March 2020	31 March 2019
Revenue		-	-
Total Income (I)		-	-
EXPENSES			
Finance costs	8	649	826
Other expenses	9	10,325	10,046
Total Expenses (II)		10,974	10,872
Profit/(Loss) before tax from continuing operations (I-II)		(10,974)	(10,872)
Tax expense		-	-
Current tax		-	-
Profit/(Loss) for the year from continuing operations		(10,974)	(10,872)
Other Comprehensive Income		-	-
Total other comprehensive income for the year, net of tax		-	-
Total comprehensive income/(loss) for the year, net of tax		(10,974)	(10,872)
Earnings per equity share (computed on the basis of profit/(loss) for the year):	10		
(1) Basic		(1.10)	(1.09)
(2) Diluted		(1.10)	(1.09)

Summary of significant accounting policies

2

The accompanying notes are an integral part of the financial statements.

As per our report of even date

For Rajeev & Ajay

Firm registration No-009977N

Chartered Accountants


Ajay Sachdev
Partner
Membership No. 084302

For and on behalf of the Board of Directors of
VITALITY CONBUILD PRIVATE LIMITED


Naveen Chauhan
Director
DIN- 08595719


Nishant Kumar Jha
Director
DIN- 08376638

Place : New Delhi

Date : 24 June 2020

VPG DEVELOPERS PRIVATE LIMITED
BALANCE SHEET AS AT 31 MARCH 2020
(Amount in rupees, unless otherwise stated)

	Notes	As at 31 March 2020	As at 31 March 2019
ASSETS			
Current assets			
Inventories	3	470,654	470,654
Financial assets			
Cash and cash equivalents	4	18,179	24,728
Other current assets	5	-	-
Total Assets		488,833	495,382
EQUITY AND LIABILITIES			
Equity			
Equity share capital	6	100,000	100,000
Other equity	7	(6,536,639)	(6,521,598)
Total equity		(6,436,639)	(6,421,598)
LIABILITIES			
Current liabilities			
Financial liabilities			
Trade payables	8	-	-
-total outstanding dues of micro and small enterprises		-	-
-total outstanding dues other than micro and small enterprises		29,689	29,688
Other current liabilities	9	6,895,784	6,887,292
Total liabilities		6,925,472	6,916,980
Total Equity and Liabilities		488,833	495,382

Summary of significant accounting policies 2

The accompanying notes are an integral part of the financial statements.

As per our report of even date

For MNV & CO.
Firm registration No.: 023682N
Chartered Accountants

Vinodit Suri
Partner
Membership No.: 505887

For and on behalf of the Board of Directors of
VPG DEVELOPERS PRIVATE LIMITED

Purushottam Grover
Director
DIN-08315022

Chandan Singh
Director
DIN-08129090

Place : New Delhi
Date : 24 June 2020

VPG DEVELOPERS PRIVATE LIMITED
STATEMENT OF PROFIT AND LOSS FOR THE YEAR ENDED 31 MARCH 2020
(Amount in rupees, unless otherwise stated)

Particulars	Notes	31 March 2020	31 March 2019
Revenue		-	-
Total Income		-	-
EXPENSES			
Finance costs	10	649	18
Other expenses	11	14,392	517,733
Total Expenses		15,041	517,751
(Loss) before tax from continuing operations		(15,041)	(517,751)
Tax expense:			
Current tax		-	-
(Loss) for the year from continuing operations		(15,041)	(517,751)
Other comprehensive income		-	-
Total other comprehensive income/(loss) for the year, net of tax		-	-
Total comprehensive (loss) for the year, net of tax		(15,041)	(517,751)
Earnings per equity share:	12		
(1) Basic		(1.50)	(51.78)
(2) Diluted		(1.50)	(51.78)

Summary of significant accounting policies

2

The accompanying notes are an integral part of the financial statements.

As per our report of even date

For MNV & CO.
Firm registration No.: 023682N
Chartered Accountants

Vikrant Suri
Partner
Membership No.: 505887

For and on behalf of the Board of Directors of
VPG DEVELOPERS PRIVATE LIMITED

Purushottam Grover
Director
DIN-08315022

Chandan Singh
Director
DIN-08129090

Place : New Delhi
Date : 24 June 2020

WAIF PROPBUILD PRIVATE LIMITED
BALANCE SHEET AS AT 31 MARCH 2020
(Amount in rupees, unless otherwise stated)

ASSETS

Current assets

Financial assets

Cash and cash equivalents

Total Assets

EQUITY AND LIABILITIES

Equity

Equity share capital

Other equity

Total equity

LIABILITIES

Current liabilities

Financial liabilities

Trade payables

-total outstanding dues of micro and small enterprises

-total outstanding dues other than micro and small enterprises

Other current liabilities

Total liabilities

Total Equity and Liabilities

Summary of significant accounting policies

The accompanying notes are an integral part of the financial statements.

As per our report of even date

For MNV & CO.

Firm registration No.: 023682N

Chartered Accountants

Vikram Suri

Partner

Membership No.: 505887



Notes	As at 31 March 2020	As at 31 March 2019
-------	------------------------	------------------------

3	18,766	15,315
	18,766	15,315

4	100,000	100,000
5	(287,408)	(278,426)
	(187,408)	(178,426)

6	-	-
	5,901	5,901
7	200,273	187,840
	206,174	193,741

	18,766	15,315
--	---------------	---------------

2

For and on behalf of the Board of Directors of
WAIF PROPBUILD PRIVATE LIMITED


Akshat Maheshwari
Director
DIN- 07504909


Satish Kumar Goyal
Director
DIN-06520570

Place : New Delhi
Date : 24 June 2020

WAIF PROPBUILD PRIVATE LIMITED
STATEMENT OF PROFIT AND LOSS FOR THE YEAR ENDED 31 MARCH 2020
(Amount in rupees, unless otherwise stated)

Particulars	Notes	31 March 2020	31 March 2019
Revenue		-	-
Total Income		-	-
EXPENSES			
Finance costs	8	649	118
Other expenses	9	8,333	7,237
Total Expenses		8,982	7,355
(Loss) before tax from continuing operations		(8,982)	(7,355)
Tax expense:			
Current tax		-	-
(Loss) for the year from continuing operations		(8,982)	(7,355)
Other comprehensive income		-	-
Total other comprehensive income for the year, net of tax		-	-
Total comprehensive (loss) for the year, net of tax		(8,982)	(7,355)
Earnings per equity share:	10		
(1) Basic		(0.90)	(0.74)
(2) Diluted		(0.90)	(0.74)

Summary of significant accounting policies

2

The accompanying notes are an integral part of the financial statements.

As per our report of even date

For MNV & CO.
Firm registration No.: 023682N
Chartered Accountants

Vikram Suri
Partner
Membership No.: 505887



For and on behalf of the Board of Directors of
WAIF PROPBUILD PRIVATE LIMITED

Akshat Maheshwari
Director
DIN- 07504909

Satish Kumar Goyal
Director
DIN-06520370

Place : New Delhi
Date : 24 June 2020

WEMBLEY ESTATES PRIVATE LIMITED
BALANCE SHEET AS AT 31 MARCH 2020
(Amount in Rupees, unless otherwise stated)

ASSETS

Current assets

Financial assets

Cash and cash equivalents

Total Assets

Notes

As at
31 March 2020

As at
31 March 2019

3

23,493

21,442

23,493

21,442

EQUITY AND LIABILITIES

Equity

Equity share capital

Other equity

Total equity

4

10,00,000

10,00,000

5

(10,27,969)

(10,16,791)

(27,969)

(16,791)

LIABILITIES

Current liabilities

Financial liabilities

Trade payables

-total outstanding dues of micro and small enterprises

-total outstanding dues other than micro and small enterprises

Other current liabilities

Total liabilities

6

7

5,900

11,301

45,562

26,932

51,462

38,233

Total Equity and Liabilities

23,493

21,442

Summary of significant accounting policies

2

The accompanying notes are an integral part of the financial statements.

As per our report of even date

For Rajeev & Ajay

Firm registration No : 009977N

Chartered Accountants

Ajay Sachdeva

Partner

Membership No. : 084302



For and on behalf of the Board of Directors of
WEMBLEY ESTATES PRIVATE LIMITED


Niranjan Kumar Jha
Director
DIN-08376638


Sameer Wadhwa
Director
DIN-08129144

Place : New Delhi

Date : 24 June 2020

WEMBLEY ESTATES PRIVATE LIMITED
STATEMENT OF PROFIT AND LOSS FOR THE YEAR ENDED 31 MARCH 2020
(Amount in Rupees, unless otherwise stated)

Particulars	Notes	31 March 2020	31 March 2019
Revenue		-	-
Total Income (I)		-	-
EXPENSES			
Finance costs	8	649	-
Other expenses	9	10,529	9,733
Total Expenses (II)		11,178	9,733
Profit/(Loss) before tax from continuing operations (I-II)		(11,178)	(9,733)
Tax expense:			
Current Tax		-	-
Profit/(Loss) for the year from continuing operations		(11,178)	(9,733)
Other Comprehensive Income		-	-
Total other comprehensive income for the year, net of tax		-	-
Total comprehensive income/(loss) for the year, net of tax		(11,178)	(9,733)
Earnings per equity share (computed on the basis of profit/(loss) for the year):	10		
(1) Basic		(0.11)	(0.10)
(2) Diluted		(0.11)	(0.10)

Summary of significant accounting policies

2

The accompanying notes are an integral part of the financial statements.

As per our report of even date

For Rajeev & Ajay

Firm registration No : 009977N

Chartered Accountants

Ajay Sachdeva

Partner

Membership No. : 084302



For and on behalf of the Board of Directors of
WEMBLEY ESTATES PRIVATE LIMITED


Niranjan Kumar Jha
Director
DIN-08376638


Sameer Wadhwa
Director
DIN-08129144

Place : New Delhi

Date : 24 June 2020

WHELISH PROPERTIES PRIVATE LIMITED
STANDALONE BALANCE SHEET AS AT 31 MARCH 2020
(Amount in Rupees, unless otherwise stated)

	Notes	As at 31 March 2020	As at 31 March 2019
ASSETS			
Non-current assets			
Financial Assets			
Investments	3	1,57,42,53,805	1,57,42,53,805
Current assets			
Financial assets			
Cash and cash equivalents	4	24,105	24,854
Total Assets		1,57,42,77,910	1,57,42,78,659
EQUITY AND LIABILITIES			
Equity			
Equity share capital	5	1,00,000	1,00,000
Other equity	6	(1,85,914)	(1,76,629)
Total equity		(85,914)	(76,629)
LIABILITIES			
Current liabilities			
Financial liabilities			
Trade payables	7	-	-
-total outstanding dues of micro and small enterprises		-	-
-total outstanding dues other than micro and small enterprises		5,900	22,101
Other current liabilities	8	1,57,43,57,924	1,57,43,33,187
Total liabilities		1,57,43,63,824	1,57,43,55,288
Total Equity and Liabilities		1,57,42,77,910	1,57,42,78,659
Summary of significant accounting policies	2		

The accompanying notes are an integral part of the financial statements.

As per our report of even date

For Rajeev & Ajay
Firm registration No. 0099771
Chartered Accountants

Ajay Sachdeva
Partner
Membership No. : 084302

For and on behalf of the Board of Directors of
WHELISH PROPERTIES PRIVATE LIMITED


Sweta Maharaj
Director
DIN-08380326


Rohit Rampal
Director
DIN- 08129550

Place : New Delhi
Date : 24 June 2020

WHELISH PROPERTIES PRIVATE LIMITED
STANDALONE STATEMENT OF PROFIT AND LOSS FOR THE YEAR ENDED 31 MARCH 2020
(Amount in Rupees, unless otherwise stated)

Particulars	Notes	31 March 2020	31 March 2019
Revenue		-	-
Total Income		-	-
EXPENSES			
Finance costs	9	649	354
Other expenses	10	8,636	20,597
Total Expenses		9,285	20,951
Profit/(Loss) before tax		(9,285)	(20,951)
Tax expense:			
Current tax		-	-
Profit/(Loss) for the year		(9,285)	(20,951)
Other Comprehensive Income		-	-
Total other comprehensive income for the year, net of tax		-	-
Total comprehensive income/(loss) for the year, net of tax		(9,285)	(20,951)
Earnings per equity share (computed on the basis of profit/(loss) for the year):	11		
(1) Basic		(0.93)	(2.10)
(2) Diluted		(0.93)	(2.10)

Summary of significant accounting policies

2

The accompanying notes are an integral part of the financial statements.

As per our report of even date

For Rajeev & Ajay
Firm registration No. 100907N
Chartered Accountants

Ajay Sachdeva
Partner
Membership No. 084302

For and on behalf of the Board of Directors of
WHELISH PROPERTIES PRIVATE LIMITED


Sweta Maharaj
Director
DIN-08380326


Rohit Rampal
Director
DIN-08129550

Place : New Delhi
Date : 24 June 2020

WINKLE PROPERTIES PRIVATE LIMITED
BALANCE SHEET AS AT 31 MARCH 2020
(Amount in Rupees, unless otherwise stated)

	Notes	As at 31 March 2020	As at 31 March 2019
ASSETS			
Current assets			
Financial assets			
Cash and cash equivalents	3	24,355	20,304
Other current assets	4	2,849	2,849
Total Assets		27,204	23,153
EQUITY AND LIABILITIES			
Equity			
Equity share capital	5	1,00,000	1,00,000
Other equity	6	(10,38,27,370)	(10,38,18,094)
Total equity		(10,37,27,370)	(10,37,18,094)
LIABILITIES			
Current liabilities			
Financial liabilities			
Trade payables	7	-	-
-total outstanding dues of micro and small enterprises		-	-
-total outstanding dues other than micro and small enterprises		5,900	11,302
Other current liabilities	8	10,37,48,674	10,37,29,945
Total liabilities		10,37,54,574	10,37,41,247
Total Equity and Liabilities		27,204	23,153

Summary of significant accounting policies

2

The accompanying notes are an integral part of the financial statements.

As per our report of even date

For Rajeev & Ajay
Firm registration No. 009997N
Chartered Accountants

Ajay Sachdeva

Partner

Membership No. 084302

Place : New Delhi

Date : 24 June 2020

For and on behalf of the Board of Directors of
WINKLE PROPERTIES PRIVATE LIMITED

Firoz Ahmed Khan
Firoz Ahmed Khan
Director
DIN-07158432

Rohit Rampal
Rohit Rampal
Director
DIN-08129550

2

WINKLE PROPERTIES PRIVATE LIMITED
STATEMENT OF PROFIT AND LOSS FOR THE YEAR ENDED 31 MARCH 2020
(Amount in Rupees, unless otherwise stated)

Particulars	Notes	31 March 2020	31 March 2019
Total Income (I)		-	-
EXPENSES			
Finance costs	9	649	89
Other expenses	10	8,627	8,486
Total Expenses (II)		9,276	8,575
Profit/(Loss) before tax from continuing operations (I-II)		(9,276)	(8,575)
Tax expense:			
Current Tax		-	-
Profit/(Loss) for the year from continuing operations		(9,276)	(8,575)
Other Comprehensive Income		-	-
Total other comprehensive income for the year, net of tax		-	-
Total comprehensive income/(loss) for the year, net of tax		(9,276)	(8,575)
Earnings per equity share (computed on the basis of profit/(loss) for the year):	11		
(1) Basic		(0.93)	(0.86)
(2) Diluted		(0.93)	(0.86)

Summary of significant accounting policies

2

The accompanying notes are an integral part of the financial statements.

As per our report of even date

For Rajeev & Ajay

Firm registration No : 009977N

Chartered Accountants

Ajay Sachdeva

Partner

Membership No. : 084302



For and on behalf of the Board of Directors of

WINKLE PROPERTIES PRIVATE LIMITED

Firoz Ahmed Khan

Firoz Ahmed Khan

Director

DIN-07158432

Rohit Rampal

Rohit Rampal

Director

DIN-08129550

Place : New Delhi

Date : 24 June 2020

YETI PROPERTIES PRIVATE LIMITED
BALANCE SHEET AS AT 31 MARCH 2020
(Amount in rupees, unless otherwise stated)

	Notes	As at 31 March 2020	As at 31 March 2019
ASSETS			
Current assets			
Inventories	3	118,262,393	118,262,393
Financial assets			
Cash and cash equivalents	4	18,482	15,031
Total Assets		118,280,875	118,277,424
EQUITY AND LIABILITIES			
Equity			
Equity share capital	5	100,000	100,000
Other equity	6	(291,800)	(282,221)
Total equity		(191,800)	(182,221)
LIABILITIES			
Current liabilities			
Financial liabilities			
Trade payables	7	-	-
-total outstanding dues of micro and small enterprises		-	-
-total outstanding dues other than micro and small enterprises		5,901	5,900
Other current liabilities	8	118,466,774	118,453,745
Total liabilities		118,472,675	118,459,645
Total Equity and Liabilities		118,280,875	118,277,424

Summary of significant accounting policies

2

The accompanying notes are an integral part of the financial statements.

As per our report of even date

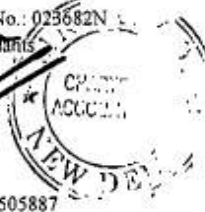
For MNV & CO.

Firm registration No.: 023682N

Chartered Accountants

Vikram Suri
Partner

Membership No.: 505887



For and on behalf of the Board of Directors of
YETI PROPERTIES PRIVATE LIMITED

Ajit Madathil Pavithran
Director
DIN-0716243

Feroz Ahmed Khan

Feroz Ahmed Khan
Director
DIN-07154432

Place : New Delhi
Date : 24 June 2020

YETI PROPERTIES PRIVATE LIMITED
STATEMENT OF PROFIT AND LOSS FOR THE YEAR ENDED 31 MARCH 2020
(Amount in rupees, unless otherwise stated)

Particulars	Notes	31 March 2020	31 March 2019
Revenue		-	-
Total Income		-	-
EXPENSES			
Finance costs	9	649	118
Other expenses	10	8,930	11,499
Total Expenses		9,579	11,617
(Loss) before tax from continuing operations		(9,579)	(11,617)
Tax expense:			
Current tax		-	-
(Loss) for the year from continuing operations		(9,579)	(11,617)
Other comprehensive income		-	-
Total other comprehensive income for the year, net of tax		-	-
Total comprehensive (loss) for the year, net of tax		(9,579)	(11,617)
Earnings per equity share:	11		
(1) Basic		(0.96)	(1.16)
(2) Diluted		(0.96)	(1.16)

Summary of significant accounting policies

2

The accompanying notes are an integral part of the financial statements.

As per our report of even date

For MNV & CO.

Firm registration No.: 023682N

Chartered Accountants

Vijayant Suri

Partner

Membership No.: 505887



For and on behalf of the Board of Directors of
YETI PROPERTIES PRIVATE LIMITED

Ajit Madathil Pavithran

Director

DIN-07176241

Firoz Ahmed Khan

Firoz Ahmed Khan

Director

DIN-07158132

Place : New Delhi

Date : 24 June 2020

YOGIRAJ PROMOTERS PRIVATE LIMITED
BALANCE SHEET AS AT 31 MARCH 2020
(Amount in Rupees, unless otherwise stated)

	Notes	As at 31 March 2020	As at 31 March 2019
ASSETS			
Non-current assets			
Property, plant and equipment	3	-	-
Current assets			
Inventories	4	3,40,07,55,680	3,40,07,55,680
Financial assets			
Cash and cash equivalents	5	-	17,447
		<u>3,40,07,55,680</u>	<u>3,40,07,73,127</u>
Total Assets		<u>3,40,07,55,680</u>	<u>3,40,07,73,127</u>
EQUITY AND LIABILITIES			
Equity			
Equity share capital	6	1,00,000	1,00,000
Other equity	7	(20,38,59,665)	(20,27,75,201)
Total equity		<u>(20,37,59,665)</u>	<u>(20,26,75,201)</u>
LIABILITIES			
Current liabilities			
Financial liabilities			
Borrowings	8	3,60,30,78,944	3,60,15,34,985
Trade payables	9	-	-
-total outstanding dues of micro and small enterprises		-	-
-total outstanding dues other than micro and small enterprises		8,14,536	14,02,944
Other financial liabilities	10	6,13,733	5,00,000
Other current liabilities	11	8,131	10,399
Total liabilities		<u>3,60,45,15,345</u>	<u>3,60,34,48,328</u>
Total Equity and Liabilities		<u>3,40,07,55,680</u>	<u>3,40,07,73,127</u>
Summary of significant accounting policies	2		

The accompanying notes are an integral part of the financial statements.

As per our report of even date

For Rajeev & Ajay
Firm registration No : 009977N
Chartered Accountants

Ajay Sachdeva
Partner

Membership No. : 084302



For and on behalf of the Board of Directors of
YOGIRAJ PROMOTERS PRIVATE LIMITED

Firoz Ahmed Khan

Firoz Ahmed Khan
Director
DIN-07158432

Sudhanshu Varma

Sudhanshu Varma
Director
DIN-08291481

24

Place : New Delhi
Date : 24 June 2020

YOGIRAJ PROMOTERS PRIVATE LIMITED
CASH FLOW STATEMENT FOR THE YEAR ENDED 31 MARCH 2020
(Amount in Rupees, unless otherwise stated)

Particulars	31 March 2020	31 March 2019
Operating activities		
Profit/(Loss) before tax from continuing operations	(10,84,464)	(18,36,011)
	(10,84,464)	(18,36,011)
<i>Working capital adjustments :</i>		
Increase/(decrease) in trade payables	(5,88,408)	(9,92,792)
Increase / (decrease) in other financial liabilities	1,13,733	-
Increase / (decrease) in other current liabilities	(2,268)	1,457
(Increase) / decrease in inventories	-	-
Net Increase/(Decrease) in Working Capital	(4,76,942)	(9,91,335)
Income tax paid/refund	-	-
Net cash flow from/(used in) operating activities	(15,61,406)	(28,27,346)
Investing activities:		
Net cash flows from/(used in) investing activities	-	-
Financing activities:		
Proceeds from borrowings	15,43,959	28,24,493
Net cash flows from/(used in) financing activities	15,43,959	28,24,493
Net Change in Cash & cash equivalents	(17,447)	(2,853)
Cash & cash equivalents as at end of the year	0	17,447
Cash & cash equivalents as at the beginning of year	17,447	20,300

Components of cash and cash equivalents

	31 March 2020	31 March 2019
With banks		
- on current accounts	-	17,447
Total cash and cash equivalents	-	17,447

Summary of significant accounting policies

2

The accompanying notes are an integral part of the financial statements.

As per our report of even date

For Rajeev & Ajay
Firm registration No : 009977N
Chartered Accountants

Ajay Sachdeva
Partner
Membership No. : 084302



Place : New Delhi
Date : 24 June 2020

For and on behalf of the Board of Directors of
YOGIRAJ PROMOTERS PRIVATE LIMITED

Firoz Ahmed Khan
Firoz Ahmed Khan
Director
DIN-07158432

Sudhanshu Varma
Sudhanshu Varma
Director
DIN-08291481

24

YUKTI PROJECTS PRIVATE LIMITED
BALANCE SHEET AS AT 31 MARCH 2020
(Amount in Rupees, unless otherwise stated)

	Notes	As at 31 March 2020	As at 31 March 2019
ASSETS			
Current assets			
Inventories	3	216,723,578	216,323,841
Financial assets			
Cash and cash equivalents	4	18,023	14,572
Other financial assets	5	3,233,546	3,233,546
Other current assets	6	-	-
Total Assets		219,975,147	219,571,959
EQUITY AND LIABILITIES			
Equity			
Equity share capital	7	100,000	100,000
Other equity	8	(55,919,515)	(55,908,914)
Total equity		(55,819,515)	(55,808,914)
LIABILITIES			
Current liabilities			
Financial liabilities			
Trade payables	9	-	-
-total outstanding dues of micro and small enterprises		-	-
-total outstanding dues other than micro and small enterprises		5,900	5,900
Other current liabilities	10	275,788,762	275,374,973
Total liabilities		275,794,662	275,380,873
Total Equity and Liabilities		219,975,147	219,571,959
Summary of significant accounting policies			
	2		

The accompanying notes are an integral part of the financial statements.

As per our report of even date

For MNV & CO.

Firm Reg. No.: 023682N

Chartered Accountants

Vignesh

Vignesh

Partner

Membership No.: 505887



For and on behalf of the Board of Directors of
YUKTI PROJECTS PRIVATE LIMITED

Vignesh

Vignesh

Director

DIN- 08561746

Shashir Lal

Shashir Lal

Director

DIN-02210170

Place : New Delhi

Date : 24 June 2020

YUKTI PROJECTS PRIVATE LIMITED
STATEMENT OF PROFIT AND LOSS FOR THE YEAR ENDED 31 MARCH 2020
(Amount in Rupees, unless otherwise stated)

Particulars	Notes	31 March 2020	31 March 2019
Other income		-	-
Total Income		-	-
EXPENSES			
Finance costs	11	649	118
Other expenses	12	9,952	11,082
Total Expenses		10,601	11,200
Profit/(Loss) before tax		(10,601)	(11,200)
Tax expense:			
Current tax		-	-
Profit/(Loss) for the year		(10,601)	(11,200)
Other comprehensive income		-	-
Total other comprehensive income for the year, net of tax		-	-
Total comprehensive income/(loss) for the year, net of tax		(10,601)	(11,200)
Earnings per equity share:	13		
(1) Basic		(1.06)	(1.12)
(2) Diluted		(1.06)	(1.12)
Summary of significant accounting policies	2		

The accompanying notes are an integral part of the financial statements.

As per our report of even date

For MNV & CO.

Firm Reg. No.: 021682N
Chartered Accountants

Vikram Suri
Partner

Membership No.: 505887



For and on behalf of the Board of Directors of
YUKTI PROJECTS PRIVATE LIMITED

Vignesh
Director
DIN- 08561746

Shishir Lal
Director
DIN-022101711

Place : New Delhi
Date : 24 June 2020

ZING PROPERTIES PRIVATE LIMITED
BALANCE SHEET AS AT 31 MARCH 2020
(Amount in Rupees, unless otherwise stated)

	Notes	As at 31 March 2020	As at 31 March 2019
ASSETS			
Current assets			
Inventories	3	52,352,098	52,352,098
Financial assets			
Cash and cash equivalents	4	25,406	20,355
Total Assets		52,377,504	52,372,453
EQUITY AND LIABILITIES			
Equity			
Equity share capital	5	100,000	100,000
Other equity	6	(289,792)	(280,195)
Total equity		(189,792)	(180,195)
LIABILITIES			
Current liabilities			
Financial liabilities			
Trade payables	7		
-total outstanding dues of micro and small enterprises			
-total outstanding dues other than micro and small enterprises		5,900	11,301
Other current liabilities	8	52,561,396	52,541,347
Total liabilities		52,567,296	52,552,648
Total Equity and Liabilities		52,377,504	52,372,453
Summary of significant accounting policies	2		

The accompanying notes are an integral part of the financial statements.

As per our report of even date

For Rajeev & Ajay

Firm registration No. 009977
Chartered Accountants

Ajay Sachdev

Partner

Membership No. : 084302



For and on behalf of the Board of Directors of
ZING PROPERTIES PRIVATE LIMITED

Arun Kumar

Director

DIN-08657473

Suman Jain

Director

DIN-08385675

Place : New Delhi

Date : 24 June 2020

ZING PROPERTIES PRIVATE LIMITED
STATEMENT OF PROFIT AND LOSS FOR THE YEAR ENDED 31 MARCH 2020
(Amount in Rupees, unless otherwise stated)

Particulars	Notes	31 March 2020	31 March 2019
Revenue		-	-
Total Income (I)		-	-
EXPENSES			
Finance costs	9	649	89
Other expenses	10	8,948	8,486
Total Expenses (II)		9,597	8,575
Profit/(Loss) before tax from continuing operations (I-II)		(9,597)	(8,575)
Tax expense:			
Current Tax		-	-
Profit/(Loss) for the year from continuing operations		(9,597)	(8,575)
Other Comprehensive Income		-	-
Total other comprehensive income for the year, net of tax		-	-
Total comprehensive income/(loss) for the year, net of tax		(9,597)	(8,575)
Earnings per equity share (computed on the basis of profit/(loss) for the year):	11		
(1) Basic		(0.96)	(0.86)
(2) Diluted		(0.96)	(0.86)

Summary of significant accounting policies

2

The accompanying notes are an integral part of the financial statements.

As per our report of even date

For Rajeev & Ajay

Firm registration No : 009977N

Chartered Accountants

Ajay Sachdeva

Partner

Membership No. 084302



For and on behalf of the Board of Directors of
ZING PROPERTIES PRIVATE LIMITED

Arun Kumar

Director

DIN-08657473

Suman Jain

Director

DIN-08385675

Place : New Delhi

Date : 24 June 2020

ZITHER BUILDWELL PRIVATE LIMITED
BALANCE SHEET AS AT 31 MARCH 2020
(Amount in Rupees, unless otherwise stated)


	Notes	As at 31 March 2020	As at 31 March 2019
ASSETS			
Current assets			
Inventories	3	79,097,064	79,097,064
Financial assets			
Cash and cash equivalents	4	12,977	25,534
Other financial assets	5	19,878,383	25,902,622
Other current assets	6	7,215,803	7,215,803
		106,204,227	112,241,023
Total Assets		106,204,227	112,241,023
EQUITY AND LIABILITIES			
Equity			
Equity share capital	7	200,000	200,000
Other equity	8	97,669,815	97,746,807
Total equity		97,869,815	97,946,807
LIABILITIES			
Current liabilities			
Financial liabilities			
Trade payables	9		
-total outstanding dues of micro and small enterprises			
-total outstanding dues other than micro and small enterprises		5,900	11,300
Other current liabilities	10	8,328,512	14,282,916
Total liabilities		8,334,412	14,294,216
Total Equity and Liabilities		106,204,227	112,241,023

Summary of significant accounting policies

2

The accompanying notes are an integral part of the financial statements.

As per our report of even date

For Rajeev & Ajay
Firm registration No. 0069771
Chartered Accountants

Ajay Sachdeva
Partner
Membership No. 0884302

For and on behalf of the Board of Directors of
ZITHER BUILDWELL PRIVATE LIMITED


Arun Kumar
Director
DIN-08657473


Suman Jain
Director
DIN-08385675

Place : New Delhi
Date : 24 June 2020

ZITHER BUILDWELL PRIVATE LIMITED
STATEMENT OF PROFIT AND LOSS FOR THE YEAR ENDED 31 MARCH 2020
(Amount in Rupees, unless otherwise stated)

Particulars	Notes	31 March 2020	31 March 2019
Other Income	11	-	72,158,038
Total Income (I)		-	72,158,038
EXPENSES			
Finance costs	12	654	18
Other expenses	13	76,338	72,221,524
Total Expenses (II)		76,992	72,221,542
Profit/(Loss) before tax from continuing operations (I-II)		(76,992)	(63,504)
Tax expense:			
Current Tax		-	-
Profit/(Loss) for the year from continuing operations		(76,992)	(63,504)
Other Comprehensive Income		-	-
Total other comprehensive income for the year, net of tax		-	-
Total comprehensive income/(loss) for the year, net of tax		(76,992)	(63,504)
Earnings per equity share (computed on the basis of profit/(loss) for the year):	14		
(1) Basic		(3.85)	(3.18)
(2) Diluted		(3.85)	(3.18)

Summary of significant accounting policies 2

The accompanying notes are an integral part of the financial statements.

As per our report of even date

For Rajeev & Ajay
Firm registration No : 009977N
Chartered Accountants


Ajay Sachdeva
Partner
Membership No. 084302

For and on behalf of the Board of Directors of
ZITHER BUILDWELL PRIVATE LIMITED


Arun Kumar
Director
DIN-08657473


Suman Jain
Director
DIN-08385675

Place : New Delhi
Date : 24 June 2020

ZONEX DEVELOPERS PRIVATE LIMITED
BALANCE SHEET AS AT 31 MARCH 2020
(Amount in Rupees, unless otherwise stated)

	Notes	As at 31 March 2020	As at 31 March 2019
ASSETS			
Current assets			
Inventories	3	115,383,700	115,383,700
Financial assets			
Cash and cash equivalents	4	18,596	14,646
Other financial assets	5	9,298,208	87,058,885
Total Assets		124,700,504	202,457,231
EQUITY AND LIABILITIES			
Equity			
Equity share capital	6	100,000	100,000
Other equity	7	(474,328)	(464,008)
Total equity		(374,328)	(364,008)
LIABILITIES			
Current liabilities			
Financial liabilities			
Trade payables	8	-	-
-total outstanding dues of micro and small enterprises		-	-
-total outstanding dues other than micro and small enterprises		5,901	5,900
Other current liabilities	9	125,068,931	202,815,339
Total liabilities		125,074,832	202,821,239
Total Equity and Liabilities		124,700,504	202,457,231
Summary of significant accounting policies			
	2		

The accompanying notes are an integral part of the financial statements.

As per our report of even date

For MNV & CO.

Firm Reg. No.: 023682N

Chartered Accountants

Vikrant Suri

Partner

Membership No.: 505887



For and on behalf of the Board of Directors of
ZONEX DEVELOPERS PRIVATE LIMITED

Ajit Malathi Pavithran

Director

DIN- 07176243

Vinod Ballhara

Director

DIN-08129149

Place : New Delhi

Date : 24 June 2020

ZONEX DEVELOPERS PRIVATE LIMITED
STATEMENT OF PROFIT AND LOSS FOR THE YEAR ENDED 31 MARCH 2020
(Amount in Rupees, unless otherwise stated)

Particulars	Notes	31 March 2020	31 March 2019
Other Income		-	-
Total Income		-	-
EXPENSES			
Finance costs	10	784	118
Other expenses	11	9,536	9,214
Total Expense		10,320	9,332
Profit/(Loss) before tax		(10,320)	(9,332)
Tax expense:			
Current tax		-	-
Profit/(Loss) for the year		(10,320)	(9,332)
Other comprehensive income		-	-
Total other comprehensive income for the year, net of tax		-	-
Total comprehensive income/(loss) for the year, net of tax		(10,320)	(9,332)
Earnings per equity share:	12		
(1) Basic		(1.03)	(0.93)
(2) Diluted		(1.03)	(0.93)

Summary of significant accounting policies

2

The accompanying notes are an integral part of the financial statements.

As per our report of even date

For MNV & CO.

Firm Reg. No.: 023682N

Chartered Accountants

Vikrant Suri

Partner

Membership No.: 505887



For and on behalf of the Board of Directors of
ZONEX DEVELOPERS PRIVATE LIMITED

Ajit Madathil Parithran

Director

DIN- 06589432

Vinod Balhara

Director

DIN-08129149

Place : New Delhi

Date : 24 June 2020

ZONEX ESTATES PRIVATE LIMITED
STANDALONE BALANCE SHEET AS AT 31 MARCH 2020
(Amount in Rupees, unless otherwise stated)

	Notes	As at 31 March 2020	As at 31 March 2019
ASSETS			
Non-current assets			
Financial Assets			
Investments	3	100,000	100,000
		<u>100,000</u>	<u>100,000</u>
Current assets			
Inventories	4	224,125,110	224,125,110
Financial assets			
Cash and cash equivalents	5	10,884	6,152
Other financial assets	6	8,561,269	9,217,572
Other current assets	7	-	1,536,500
		<u>232,697,263</u>	<u>234,885,334</u>
Total Assets		<u>232,797,263</u>	<u>234,985,334</u>
EQUITY AND LIABILITIES			
Equity			
Equity share capital	8	1,000,000	1,000,000
Other equity	9	(3,985,608)	(3,820,292)
Total equity		<u>(2,985,608)</u>	<u>(2,820,292)</u>
LIABILITIES			
Current liabilities			
Financial liabilities			
Trade payables	10	-	-
-total outstanding dues of micro and small enterprises		5,901	14,000
-total outstanding dues other than micro and small enterprises			
Other current liabilities	11	235,767,392	237,782,048
Provisions	12	9,578	9,578
Total liabilities		<u>235,782,871</u>	<u>237,805,626</u>
Total Equity and Liabilities		<u>232,797,263</u>	<u>234,985,334</u>
Summary of significant accounting policies	2		

The accompanying notes are an integral part of the financial statements.

As per our report of even date

For MNV & CO.

Firm Reg. No.: 020682N

Chartered Accountants

Vikram Singh

Partner

Membership No.: 505887



For and on behalf of the Board of Directors of
ZONEX ESTATES PRIVATE LIMITED

Sameer Wadhwa

Director

DIN- 08129144

Ajit Madathil Pavithran

Director

DIN-07176243

Place : New Delhi

Date : 24 May 2020

ZONEX ESTATES PRIVATE LIMITED
STANDALONE STATEMENT OF PROFIT AND LOSS FOR THE YEAR ENDED 31 MARCH 2020
(Amount in Rupees, unless otherwise stated)

Particulars	Notes	31 March 2020	31 March 2019
Revenue		-	-
Total Income		-	-
EXPENSES			
Finance costs	13	2,118	442
Other expenses	14	163,198	26,914
Total Expenses		165,316	27,356
Profit/(Loss) before tax		(165,316)	(27,356)
Tax expense:			
Current tax		-	-
Profit/(Loss) for the year		(165,316)	(27,356)
Other comprehensive income		-	-
Total other comprehensive income for the year, net of tax		-	-
Total comprehensive income/(loss) for the year, net of tax		(165,316)	(27,356)
Earnings per equity share:	15		
(1) Basic		(1.65)	(0.27)
(2) Diluted		(1.65)	(0.27)

Summary of significant accounting policies 2

The accompanying notes are an integral part of the financial statements.

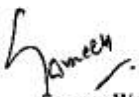
As per our report of even date

For MNV & CO.
Firm Reg. No.: 023692N
Chartered Accountants

Vikram Suri
Partner
Membership No.: 505887



For and on behalf of the Board of Directors of
ZONEX ESTATES PRIVATE LIMITED


Sameer Wadhwa
Director
DIN- 08129144


Ajit Madathil Pavithran
Director
DIN-07176243

Place : New Delhi
Date : 24 May 2020

ZULU PROPERTIES PRIVATE LIMITED
BALANCE SHEET AS AT 31 MARCH 2020
(Amount in Rupees, unless otherwise stated)

	Notes	As at 31 March 2020	As at 31 March 2019
ASSETS			
Current assets			
Inventories	3	59,19,000	59,19,000
Financial assets			
Cash and cash equivalents	4	24,387	20,336
Total Assets		59,43,387	59,39,336
EQUITY AND LIABILITIES			
Equity			
Equity share capital	5	1,00,000	1,00,000
Other equity	6	(13,97,864)	(13,88,276)
Total equity		(12,97,864)	(12,88,276)
LIABILITIES			
Current liabilities			
Financial liabilities			
Trade payables	7	-	-
-total outstanding dues of micro and small enterprises		-	-
-total outstanding dues other than micro and small enterprises		5,900	11,301
Other current liabilities	8	72,35,351	72,16,311
Total liabilities		72,41,251	72,27,612
Total Equity and Liabilities		59,43,387	59,39,336
Summary of significant accounting policies	2		

The accompanying notes are an integral part of the financial statements.

As per our report of even date

For Rajeev & Ajay

Firm registration No. : 009977N

Chartered Accountants

Ajay Sachdeva
Ajay Sachdeva
Partner
Membership No. : 084302

For and on behalf of the Board of Directors of
ZULU PROPERTIES PRIVATE LIMITED

Narendra Vashisht
Narendra Vashisht
Director
DIN-06713906

Rohit Rampal
Rohit Rampal
Director
DIN-08129550

Place : New Delhi
Date : 24 June 2020

ZULU PROPERTIES PRIVATE LIMITED
STATEMENT OF PROFIT AND LOSS FOR THE YEAR ENDED 31 MARCH 2020
(Amount in Rupees, unless otherwise stated)

Particulars	Notes	31 March 2020	31 March 2019
Revenue		-	-
Total Income (I)		-	-
EXPENSES			
Finance costs	9	649	89
Other expenses	10	8,939	8,174
Total Expenses (II)		9,588	8,263
Profit/(Loss) before tax from continuing operations (I-II)		(9,588)	(8,263)
Tax expense:			
Current Tax		-	-
Profit/(Loss) for the year from continuing operations		(9,588)	(8,263)
Other Comprehensive Income		-	-
Total other comprehensive income for the year, net of tax		-	-
Total comprehensive income/(loss) for the year, net of tax		(9,588)	(8,263)
Earnings per equity share (computed on the basis of profit/(loss) for the year):	11		
(1) Basic		(0.96)	(0.83)
(2) Diluted		(0.96)	(0.83)

Summary of significant accounting policies

2

The accompanying notes are an integral part of the financial statements.

As per our report of even date

For Rajeev & Ajay

Firm registration No. 00997772
Chartered Accountants

Ajay Sachdeva
Ajay Sachdeva
Partner
Membership No. : 084302

For and on behalf of the Board of Directors of
ZULU PROPERTIES PRIVATE LIMITED

Narendra Vashisht

Narendra Vashisht
Director
DIN-06713906

Rohit Rampal

Rohit Rampal
Director
DIN-08129550

Place : New Delhi
Date : 24 June 2020